



**INDOOR BUILT SPORTS FACILITY STRATEGY
2018-2036**

CHARNWOOD BOROUGH COUNCIL

DECEMBER 2018





CONTENTS

1. EXECUTIVE SUMMARY	1
INTRODUCTION	1
VISION	1
AIM	1
OUR STRATEGY	2
SPORTS AND GEOGRAPHICAL SCOPE	3
STRATEGY ANALYSIS	4
PRIORITY INVESTMENT NEEDS	6
ACTION PLAN	8
2. STAGE A- INTRODUCTION AND SCOPE	15
INTRODUCTION	15
PURPOSE AND OBJECTIVES IN DEVELOPING A SPORTS FACILITIES STRATEGY	17
STRATEGY STRUCTURE	17
SPORTS AND GEOGRAPHICAL SCOPE	19
PROPORTIONATE APPROACH	19
PROJECT MANAGEMENT	20
3. STRATEGIC POLICY AND CONTEXT	21
INTRODUCTION	21
NATIONAL LEVEL	21
NATIONAL PLANNING POLICY FRAMEWORK (NPPF)	21
A NEW STRATEGY FOR SPORT – DEPARTMENT FOR CULTURE, MEDIA AND SPORT	22
SPORT ENGLAND STRATEGY 2016- 2021 TOWARDS AN ACTIVE NATION'	23
LOCAL LEVEL	24
FUTURE DEVELOPMENT IN THE BOROUGH	26
CHARNWOOD CORE STRATEGY, 2011 TO 2028	26
HOUSING AND ECONOMIC DEVELOPMENT NEEDS ASSESSMENT (HEDNA)	27
POPULATION PROFILES AND PROJECTIONS.	27
POPULATION PROFILE – DEPRIVATION	31
HEALTH PROFILE	33
SUMMARY OF KEY DEMOGRAPHIC FACTORS AND THEIR IMPLICATIONS	34
PHYSICAL ACTIVITY AND PARTICIPATION	34
THE INTRINSIC VALUE OF PARTICIPATION	34
CURRENT PARTICIPATION RATES	35
SPORTS ACTIVITY	38
MARKET SEGMENTATION	38
THE ECONOMIC VALUE OF SPORT	41
4. STAGE B - EXISTING FACILITY PROVISION	42
INTRODUCTION	42
SUPPLY OF FORMAL SPORT AND RECREATIONAL FACILITIES IN CHARNWOOD	42
CATCHMENT AREAS	43
PUBLIC TRANSPORT	43
STAGE B (ANOG) - ASSESSMENT OF EXISTING SPORTS FACILITY PROVISION IN CHARNWOOD	43
OPERATIONAL MANAGEMENT OF CHARNWOOD BOROUGH COUNCIL FACILITIES	45
QUALITY AUDITS	45
ASSESSMENT OF INDIVIDUAL FACILITY TYPES	45
SPORTS HALLS*	45
QUANTITY- SPORTS HALLS AND ACTIVITY HALLS IN CHARNWOOD	46



ANALYSIS OF PARISH/TOWN COUNCIL SURVEY	62
QUALITY - SPORTS HALLS AND ACTIVITY HALLS IN CHARNWOOD	66
ACCESSIBILITY - SPORTS HALLS AND ACTIVITY HALLS IN CHARNWOOD	68
AVAILABILITY - SPORTS HALLS AND ACTIVITY HALLS IN CHARNWOOD	70
EDUCATION FACILITIES	70
SWIMMING POOLS	71
QUANTITY- SWIMMING POOLS IN CHARNWOOD	71
QUALITY- SWIMMING POOLS IN CHARNWOOD	79
ACCESSIBILITY- SWIMMING POOLS IN CHARNWOOD	80
AVAILABILITY – SWIMMING POOLS IN CHARNWOOD	82
HEALTH AND FITNESS FACILITIES	82
QUANTITY - HEALTH AND FITNESS SUITES IN CHARNWOOD	82
QUALITY – HEALTH AND FITNESS FACILITIES IN CHARNWOOD	89
ACCESSIBILITY- HEALTH AND FITNESS FACILITIES IN CHARNWOOD	90
AVAILABILITY – HEALTH AND FITNESS FACILITIES IN CHARNWOOD	92
STUDIOS	92
QUANTITY - STUDIOS IN CHARNWOOD	92
QUALITY - STUDIOS IN CHARNWOOD	98
ACCESSIBILITY - STUDIOS IN CHARNWOOD	98
AVAILABILITY - STUDIOS IN CHARNWOOD	99
SQUASH	99
QUANTITY - SQUASH COURTS IN CHARNWOOD	99
QUALITY - SQUASH COURTS IN CHARNWOOD	102
ACCESSIBILITY - SQUASH COURTS IN CHARNWOOD	102
AVAILABILITY - SQUASH COURTS IN CHARNWOOD	102
GYMNASTICS AND TRAMPOLINING	104
QUALITY- GYMNASTICS FACILITIES IN CHARNWOOD	104
ACCESSIBILITY – GYMNASTICS FACILITIES IN CHARNWOOD	105
AVAILABILITY – GYMNASTICS FACILITIES IN CHARNWOOD	105
INDOOR BOWLS	105
QUANTITY - INDOOR BOWLS IN CHARNWOOD	105
QUALITY- INDOOR BOWLS IN CHARNWOOD	105
ACCESSIBILITY - INDOOR BOWLS IN CHARNWOOD	105
ACCESSIBILITY - INDOOR BOWLS IN CHARNWOOD	107
5. STAGE C - SUMMARY FACILITY CONCLUSIONS	108
NEIGHBOURING LOCAL AUTHORITIES	108
SUMMARY CONCLUSIONS – FACILITY TYPES	108
SPORTS HALLS	108
CONSULTATION	108
SCHOOLS	108
NATIONAL GOVERNING BODIES (NGB's)	109
VISION, MISSION AND VALUES	113
SUMMARY OF SPORTS HALL SPORTS CLUB VIEWS	118
SPORT ENGLAND FACILITY PLANNING MODEL (FPM)	119
SPORTS HALLS*	119
FUTURE DEMAND	120
SWIMMING POOLS	122
CONSULTATION	122
SCHOOLS' SURVEY	122
NATIONAL GOVERNING BODIES (NGBS)	122
SUMMARY OF AQUATIC SPORTS CLUB VIEWS	122
SPORT ENGLAND FACILITY PLANNING MODEL	124



SWIMMING POOLS	124
FUTURE DEMAND	126
HEALTH AND FITNESS FACILITIES	128
CONSULTATION	128
SUPPLY AND DEMAND ANALYSIS	128
SUPPLY AND DEMAND ANALYSIS	128
CURRENT SUPPLY AND DEMAND	128
FUTURE DEMAND	129
SQUASH	131
CONSULTATION	131
SCHOOLS' CONSULTATION	131
NGB CONSULTATION	131
SPORTS CLUB CONSULTATION	131
FUTURE DEMAND	131
GYMNASTICS AND TRAMPOLINING	133
INDOOR BOWLS	135
CONSULTATION	135
SCHOOLS' CONSULTATION	135
NGB CONSULTATION	135
ENGLAND INDOOR BOWLS ASSOCIATION (EIBA)	135
SPORTS CLUB CONSULTATION	138
6. PENULTIMATE STAGE - APPLYING THE ASSESSMENT ANALYSIS	139
FACILITY SPECIFIC ANALYSIS	139
ADDRESSING UNMET DEMAND FOR SWIMMING POOLS	147
7. RECOMMENDATIONS AND ACTION PLAN	148
OVERVIEW	148
VISION	148
AIMS	149
PRINCIPLES FOR FUTURE PROVISION	150
PRIORITY INVESTMENT NEEDS	151
OTHER PRIORITIES AND NEEDS	152
CAPITAL INVESTMENT	152
CONTINUED LOCAL PARTNERSHIP WORKING WITH EDUCATION SITES	152
PLANNING POLICY, SECURING DEVELOPER CONTRIBUTIONS, PLANNING OBLIGATIONS, S106	
OBLIGATIONS AND THE COMMUNITY INFRASTRUCTURE LEVY – AN OVERVIEW	152
RECOMMENDATIONS	153
ACTION PLAN	156
DISCLAIMER	163

***N.B Sports played in sports halls such as badminton, basketball, indoor netball, volleybal etc are included under the sports hall analysis in sections 4 and 5, and specific recommendations are included in the facility specific analysis section 6, and the recommendations section 7.**



TABLE LISTINGS

TABLE 1.1:	IDENTIFIED FACILITY NEEDS	6
TABLE 1.2:	SUMMARY OF FACILITY PRIORITIES	7
TABLE 1.3:	STRATEGY ACTION PLAN	8
TABLE 3.1:	SUMMARY OF MAIN RELEVANT STRATEGIES AND POLICIES	24
TABLE 3.2:	NUMBER AND LOCATIONS OF NEW HOMES	27
TABLE 3.3:	POPULATION PROJECTIONS 2017-2036	28
TABLE 3.4:	HEALTH COSTS OF PHYSICAL INACTIVITY IN CHARNWOOD	33
TABLE 3.5:	SUMMARY OF CHARNWOOD'S LOCALITIES – DEMOGRAPHIC PROFILE	34
TABLE 3.6:	PHYSICALLY ACTIVE AND INACTIVE ADULTS	35
TABLE 3.7:	PARTICIPATION RATES IN CHARNWOOD, THE EAST MIDLANDS AND NATIONALLY - ADULT (16+) PARTICIPATION IN SPORT (AT LEAST ONCE A WEEK), BY YEAR	35
TABLE 3.8:	ADULTS 14+ PARTICIPATION IN SPORT AT LEAST ONCE PER WEEK - ADULT (14+) PARTICIPATION IN SPORT (AT LEAST ONCE A WEEK)	36
TABLE 3.9:	PARTICIPATION FREQUENCY IN PHYSICAL ACTIVITY - COMPARISON WITH SPORT ENGLAND KPIs	37
TABLE 3.10:	SUMMARY OF MARKET SEGMENTATION FOR CHARNWOOD	39
TABLE 4.1:	EXISTING INDOOR SPORTS FACILITIES – CHARNWOOD	42
TABLE 4.2:	AUDIT SCORING SYSTEM	45
TABLE 4.3:	SUPPLY OF COMMUNITY ACCESSIBLE SPORTS HALLS AND ACTIVITY HALLS	48
TABLE 4.4:	STRATEGIC SIZE SPORTS HALLS (I.E. 3+ COURTS) AVAILABLE FOR COMMUNITY USE	53
TABLE 4.5:	ACTIVITY HALLS SHOWING WHERE COMMUNITY ACCESS IS OFFERED	59
TABLE 4.6:	SUMMARY OF SPORTS HALL AND ACTIVITY HALL SUPPLY IN CHARNWOOD	61
TABLE 4.7:	SUMMARY OF PARISH/TOWN COUNCILS' VIEWS ON INDOOR SPORTS FACILITIES IN THEIR PARISH AREA	62
TABLE 4.8:	SUMMARY QUALITATIVE AUDITS – SPORTS HALLS (AVAILABLE FOR COMMUNITY USE)	67
TABLE 4.9:	ALL SWIMMING POOLS IN CHARNWOOD	73
TABLE 4.10:	ANALYSIS OF SWIMMING POOL SUPPLY IN CHARNWOOD	75
TABLE 4.11:	COMMUNITY ACCESSIBLE PAY AND PLAY SWIMMING POOLS IN CHARNWOOD	76
TABLE 4.12:	SUMMARY QUALITATIVE ASSESSMENTS- SWIMMING POOLS	79
TABLE 4.13:	SUMMARY OF OVERALL FITNESS PROVISION IN CHARNWOOD	83
TABLE 4.14:	ANALYSIS OF OVERALL FITNESS SUITE PROVISION IN CHARNWOOD	87
TABLE 4.15:	SUMMARY OF FITNESS SUITE SIZE	87
TABLE 4.16:	SUMMARY QUALITATIVE ASSESSMENTS – HEALTH AND FITNESS FACILITIES	89
TABLE 4.17:	COMMUNITY ACCESSIBLE STUDIOS IN CHARNWOOD (THESE ARE MULTI-PURPOSE STUDIES)	93
TABLE 4.18:	ANALYSIS OF OVERALL STUDIO SUPPLY – CHARNWOOD	98
TABLE 4.19:	SQUASH COURTS IN CHARNWOOD	101
TABLE 4.20:	SUMMARY OF QUALITATIVE ASSESSMENTS – SQUASH COURTS	102
TABLE 5.1:	SUMMARY OF NATIONAL GOVERNING BODY CONSULTATION – SPORTS HALL SPORTS	110
TABLE 5.2:	SUMMARY OF SPORTS CLUB CONSULTATION – SPORTS HALL SPORTS	118
TABLE 5.3:	SUMMARY ANALYSIS – SPORTS HALL SUPPLY AND DEMAND	120
TABLE 5.4:	SUMMARY OF NATIONAL GOVERNING BODY CONSULTATION – AQUATIC ACTIVITIES	122
TABLE 5.5:	SUMMARY OF SPORTS CLUB CONSULTATION – AQUATIC SPORTS	122
TABLE 5.6:	SUMMARY ANALYSIS – SWIMMING POOL SUPPLY AND DEMAND	126
TABLE 5.7:	SUMMARY ANALYSIS – HEALTH AND FITNESS SUPPLY AND DEMAND	128
TABLE 5.8:	SUMMARY OF NATIONAL GOVERNING BODY CONSULTATION - ENGLAND SQUASH AND RACKETBALL	131
TABLE 5.9:	SUMMARY ANALYSIS – SQUASH COURTS SUPPLY AND DEMAND	131



TABLE 5.10: SUMMARY OF NATIONAL GOVERNING BODY CONSULTATION - BRITISH GYMNASTICS AND TRAMPOLINING	133
TABLE 5.11: SUMMARY OF NATIONAL GOVERNING BODY CONSULTATION – ENGLAND INDOOR BOWLS ASSOCIATION	135
TABLE 5.12: SUMMARY ANALYSIS – INDOOR BOWLING SUPPLY AND DEMAND	138
TABLE 6.1: KEY ISSUES, IMPACTS AND IMPLICATIONS BY FACILITY TYPE	141
TABLE 6.2: SUMMARY OF FACILITY PRIORITIES	146
TABLE 7.1: SUMMARY OF FACILITY INVESTMENT PRIORITIES	151
TABLE 7.2: STRATEGY ACTION PLAN	156

MAP LISTINGS

MAP 2.1: CHARNWOOD BOROUGH BOUNDARY AND LINKS TO NEIGHBOURING AREAS.	16
MAP 3.1: POPULATION DISTRIBUTION IN CHARNWOOD 2017	29
MAP 3.2: POPULATION DENSITY IN CHARNWOOD, 2017	30
MAP 3.3: LEVELS OF DEPRIVATION IN CHARNWOOD	32
MAP 4.1: SPORTS HALLS AND ACTIVITY HALLS IN CHARNWOOD	47
MAP 4.2: COMMUNITY ACCESSIBLE SPORTS HALLS IN CHARNWOOD	56
MAP 4.3: COMMUNITY ACCESSIBLE ACTIVITY HALLS	58
MAP 4.4: COMMUNITY ACCESSIBLE SPORTS HALLS IN CHARNWOOD WITH 10 AND 20-MINUTE DRIVE-TIME CATCHMENT AREA	69
MAP 4.5: ALL SWIMMING POOLS IN CHARNWOOD	72
MAP 4.6: COMMUNITY ACCESSIBLE SWIMMING POOLS IN CHARNWOOD	78
MAP 4.7: COMMUNITY ACCESSIBLE SWIMMING POOLS IN CHARNWOOD WITH A 20-MINUTE DRIVE-TIME CATCHMENT AREA	81
MAP 4.8: FITNESS FACILITIES IN CHARNWOOD (FITNESS SUITES AND STUDIOS)	86
MAP 4.9: COMMUNITY ACCESSIBLE FITNESS SUITES IN CHARNWOOD	88
MAP 4.10: COMMUNITY ACCESSIBLE FITNESS SUITES IN CHARNWOOD WITH A 10 AND 20-MINUTE DRIVE-TIME CATCHMENT AREA	91
MAP 4.11: COMMUNITY ACCESSIBLE STUDIOS IN CHARNWOOD	97
MAP 4.12: SQUASH COURTS IN CHARNWOOD	100
MAP 4.13: COMMUNITY ACCESSIBLE SQUASH COURTS IN LOUGHBOROUGH	103
MAP 4.14: INDOOR BOWLS FACILITIES IN CHARNWOOD	106
MAP 5.1: LATENT DEMAND FOR FITNESS STATIONS IN CHARNWOOD	129

FIGURE LISTINGS

FIGURE 2.1: ANOG STAGES	18
FIGURE 3.1: ADULT (16+) PARTICIPATION IN SPORT AT LEAST ONCE A WEEK 2005 / 06 TO 2014 / 15	36
FIGURE 3.2: OVERALL MARKET SEGMENTATION	40
FIGURE 3.3: POPULATION FOR ALL SEGMENTS WITHIN CATCHMENT AREA	40
FIGURE 3.4: DOMINANT MARKET SEGMENT BY POPULATION	41



THE APPENDICES

1	NATIONAL CONTEXT	172
2	EXISTING BUILT FACILITIES - QUALITY AUDITS	177
3	SUMMARY CONSULTATION FEEDBACK - NGBs, SCHOOLS, CLUBS, PARISH COUNCILS, NEIGHBOURING LOCAL AUTHORITIES	206
4	STRATEGY CONSULTEES	238
5	SUMMARY OF LOCAL CONTEXT AND MARKET SEGMENTATION PROFILES	241
6	SPORT ENGLAND FACILITY PLANNING MODEL (FPM) ANALYSIS SPORTS HALLS AND SWIMMING POOLS	266
7	DETAILED FACILITIES REPORT	382
8	DEMAND FOR HEALTH AND FITNESS 2018 AND 2036	419



GLOSSARY OF TERMS

TERMS	EXPLANATION
ASSESSING NEEDS AND OPPORTUNITIES GUIDANCE (ANOG)	The Sport England guidance on preparing and developing needs assessments for built sports facilities, which provides the evidence to support a Local Plan.
COMMUNITY USE	A facility has community use if it is open for use by sports clubs/community groups.
COMMUNITY ACCESSIBLE PAY AND PLAY USE	A facility has community accessible pay and play use if it is open for use by individuals in the community.
COMMUNITY USE AGREEMENT (CUA)	A CUA is a formal agreement between an education facility and a local authority (and sometimes also Sport England) for community use of a sports facility on an education site out of school hours
FACILITY PLANNING MODEL (FPM)	The FPM is a facility modelling toolkit, developed by Sport England to inform the current and future need for provision of sports halls, swimming pools and all-weather pitches.
NATIONAL PLANNING POLICY FRAMEWORK (NPPF)	The national planning policy framework which sets out guidance for plan making and the consideration of planning applications.
SPORTS FACILITY CALCULATOR (SFC)	The SFC is a facility modelling toolkit, developed by Sport England to calculate the future need for provision of sports halls, swimming pools and indoor bowls, based on a specified population increase in an identified location.
SUE	A Sustainable Urban Extension of an existing built up area comprising housing and supporting development.
STRATEGIC SIZE	Strategic size refers to either a sports hall of minimum 3 badminton courts, or a pool of a minimum 160 sqm.



1. EXECUTIVE SUMMARY

INTRODUCTION

VISION

1.1. The Vision for future provision of sport and leisure in Charnwood is:

'to ensure that there is an adequate supply of good quality facilities to accommodate a range of sports / physical activities in order to meet current and future levels of demand and to provide enhanced opportunities so as to increase the number of people participating in sport and physical activity'.

1.2. Charnwood Borough Council wishes to see accessible community sport and leisure facilities, places and spaces for swimming, fitness and sports hall sports/activities available for all residents. This includes both formal and informal spaces e.g. community halls in which to play sport and be physically active.

1.3. Sustainable, high quality, and critically, accessible facility provision is key to maintaining these opportunities; Charnwood Borough Council needs to plan for the investment requirements of its existing facilities, and work in partnership with other providers and stakeholders to address the other priorities identified through this Strategy.

AIM

1.4. The aim of providing sufficient high quality, fit for purpose and accessible provision, places and spaces is to:

- **Maintain and grow the regular amount of physical activity undertaken by individuals, and particularly by those who are currently inactive**
- **Develop additional facility provision where need is evidenced e.g. as a result of population growth**
- **Design in flexibility and be multi-purpose in nature, reflecting changing participation trends and opportunities**
- **Encourage new participants to start taking part in physical activity**
- **Enable opportunities for participation to be provided in a wider range of places and spaces, and particularly at a very local level, using e.g. community centres/halls,**
- **Facilitate the continued development of healthier lifestyles across Charnwood's communities**
- **Contribute to a reduction in health inequalities, and specifically reduced inactivity, across Charnwood**
- **Create active environments where the opportunity to be more physically active is an integral part of everyday life**



OUR STRATEGY

- 1.5. According to the Office of National Statistics 2014 based population projections Charnwood's population is projected to increase by 46,430 or 28% between 2011 and 2036 so there is a particular need to ensure sufficient provision of accessible, quality and affordable facilities – formal and informal, and multi-purpose spaces to meet local need.
- 1.6. Equally, given that 61.1% of the population achieves the Chief Medical Officer's target of 150 minutes of physical activity per week (Source: Charnwood Public Health Report – 2015), it is clear there is work to do to increase levels of regular participation amongst the remaining 38.9%, many of whom will be living in the more deprived, and rural areas of the Borough.
- 1.7. In Charnwood, this means ensuring geographical distribution of facilities and physical activity opportunities across the Borough to enable more people to access facilities in the urban area by walking, and/or cycling. In the rural areas, where there are fewer people, and less formal provision, it means better use of existing community places and spaces for sport and physical activity i.e. more use of community centres/halls for badminton, fitness classes etc.
- 1.8. The Borough Council's Corporate Plan 2016 – 2020 identifies three priority themes that will make the borough a better place to live, work and visit.

The three themes under the People, Place and service headings are:

- **A safer, more secure and caring environment**
- **A borough with a strong, diverse economy**
- **and a place served by a council which puts customers at the heart of everything it does.**

One of the Council's key corporate priorities is:

“encouraging healthy lifestyles for all our residents through physical activity programmes and the provision of sports facilities and green spaces”.

- 1.9. In line with the Government's National Planning Policy Framework, Sport England guidance set out in 'Assessing Needs and Opportunities Guide for Indoor and Outdoor Sports Facilities (ANOG), December 2014, and local policy, the strategy assesses existing Indoor Sports Facilities, the future need for sport and active recreation, opportunities for new provision, and expansion of existing facilities, to inform the Evidence Base for the new Local Plan to 2036.



SPORTS AND GEOGRAPHICAL SCOPE

1.10. The scope of the Indoor Sports Facility Strategy (ISFS) covers analysis of provision for the following facility types across the Borough of Charnwood:

- **Sports Halls (including schools and community buildings), and covering indoor sports hall sports such as netball, badminton, basketball and volleyball**
- **Health & Fitness Centres (including dance/aerobic studios)**
- **Squash Courts**
- **Swimming Pools**

N.B. The assessment and analysis of Indoor Tennis and Netball is included in the 2018 Charnwood Borough Playing Pitch Strategy, as requested by Charnwood Borough Council.

1.11. Key elements addressed by the Indoor Sports Facility Strategy (ISFS) include:

- **QUANTITY:**
Are there enough facilities with sufficient capacity to meet needs up to 2036 (in line with the Charnwood Local Plan until 2036)?
- **QUALITY:**
Are the facilities fit for purpose for the users? Do the facilities provide the level of play needed, and does the quality meet the users' and NGBs' expectations?
- **ACCESSIBILITY:**
Are the facilities in the right physical location for users?
- **AVAILABILITY:**
Are the facilities available at the right time to users who want to use them?

1.12. The provision of high quality and accessible facilities, and where appropriate use of other informal places, and spaces, as well as the development of new provision, will contribute to the future development of healthier lifestyles in Charnwood, across all age groups.

1.13. Facilitating opportunities to be more physically active, more often, is also important, to contribute to a reduction in health inequalities across Charnwood, to help people to live and age better.

1.14. Sustainable, high quality, and critically, accessible facility provision is key to maintaining these opportunities; Charnwood Borough Council needs to plan for the investment requirements of its existing facilities, and work in partnership with other providers and stakeholders to address the other priorities identified through this Strategy.



STRATEGY ANALYSIS

- 1.15. Overall, Charnwood has a very good range of existing sport and leisure facilities across the area; however, some existing facilities on education sites are now ageing, some are of a poorer quality than others, and some will require replacement /refurbishment in the long term. This is particularly true of education sports halls, squash courts and in the very long term, Charnwood Borough Council facilities at Loughborough, Soar Valley and South Charnwood Leisure Centres.
- 1.16. Based on the supply and demand analysis summarised in Table 6.1, there is clearly a need for:
- **The development of the two new sports halls in the two new SUEs (as planned)**
 - **Additional swimming pool provision**
 - **Retaining existing levels of community accessible (including pay and play) sports halls, health and fitness and swimming pools as a minimum**
 - **Increased provision of indoor bowls facilities**
- 1.17. There is also an identified need for increased access to sports halls for netball – training and competition.
- 1.18. In Charnwood, there is insufficient pay and play accessible swimming pool provision to meet current and future demand. There is also a need to retain existing levels of community accessible and affordable fitness facilities into the future. Whilst there is sufficient overall sports hall provision (existing and planned) to meet future demand, it should be noted that the majority of this does not provide for pay and play community access, as the facilities are on school sites, which means they are available for club and organisational community use.
- 1.19. Although increased demand for sports halls to 2036 can be met within the existing supply, this is volatile, given 20 of the 24 strategic sized sports halls are on education sites, provide for sports club, not pay and play use and there are no Community Use Agreements (CUAs) in place securing community access. It is important to highlight that the supply/demand balance can only be achieved by 2036 if the two new sports halls (total 7 new badminton courts) are developed in the two new SUEs.
- 1.20. Future provision of indoor bowls, , gymnastics and trampolining facilities also needs to be considered, as does the need to retain existing levels of both community accessible and affordable fitness facilities.
- 1.21. Other key factors impacting on the future demand for sports facilities include:
- **Population Growth** - Clearly, increased population will result in increased demand for sports facilities; in Charnwood, there will be a need for increased provision of swimming pools. Increased demand for indoor bowls, gymnastics, and trampolining, health and fitness will also need to be carefully considered.



- **Housing Development**- one of the principal justifications for additional community sports facilities is because additional residents increase demand for sports facilities. The population of Charnwood is set to grow significantly by 2036, and there will be a need to ensure good quality community sport and leisure facilities are available to meet existing and future demand. The HEDNA Objectively Assessed Housing Need identifies the need for 994 new homes annually, 2011-2036. The potential for investment in additional provision of formal sports facilities and community halls, secured through S106 contributions should be explored, given the housing growth planned to 2036. However, it must also be remembered that some of this has already been, or is in the process of being, delivered. Linked to housing development is the potential for other infrastructure development e.g. schools, health facilities, which could also link into future provision of sports facilities.
- **Reduction in Health Inequalities** – more active lifestyles will continue to benefit both individual and community health; although the health of Charnwood’s communities is generally better than that of the region and England as a whole, there are some very specific factors to which the provision of quality, affordable and accessible sports facilities can contribute.
 - **Maintenance of active lifestyles**
 - **Improved mental health**
 - **Reduced levels of smoking**
- **Maintaining and growing participation levels** in sport and physical activity to contribute to more active lifestyles; facilitating more regular activity for the most inactive 17.5% of the Charnwood community (Active Lives March 2017) is a priority.
- **Addressing the existing under-supply of swimming pool provision** – there is a small under-supply of swimming pool provision, (reflecting unmet demand in the Borough) to meet the needs of the existing Charnwood population. Demand for swimming pool provision increases by 2036 as a result of population growth and could be impacted if any existing facilities e.g. school pools close.
- **Planning to replace ageing facilities** – Older facilities are not as operationally efficient, and also tend to be poorer quality. Evidence shows people are more likely to participate in modern, fit for purpose provision. Older sports halls on education sites, and ageing squash courts, will need to be replaced, or as a minimum be extensively refurbished, in the future. Whilst not a current priority, Charnwood Borough Council will also need to give some thought to long term replacement/refurbishment of Loughborough Leisure Centre, Soar Valley Leisure Centre and South Charnwood Leisure Centre.
- **The need to retain and grow participation in physical activity for community health benefits**-increased physical activity will improve individual and community health
- **The need to invest in active environments, where physical activity is the norm**- active environments are ones in which walking, cycling etc are facilitated as part of an everyday lifestyle. In areas of new housing, planning in walking/cycling routes which link to existing settlements/schools/town/village centres, will contribute to making communities healthier as people will not be so reliant on cars.
- **The need to improve accessibility to provision at local level, particularly for the fifth of the population without access to private transport** - ensuring facilities are accessible by walking, or by public transport
- **There is already some sport and physical activity being delivered in community centres/halls across the Borough**; there is opportunity to increase awareness of this and to extend it, particularly where there are halls available with pay and play access



- **The opportunity for investment in ‘active’ infrastructure - to facilitate increased provision of cycling, jogging and walking routes in the Borough, connecting new and existing settlements, education and leisure sites**

PRIORITY INVESTMENT NEEDS

- 1.22. This Indoor Sports Facility Strategy (ISFS) provides robust evidence, and strategic direction, for the future provision of indoor sports facilities to serve existing and new communities in the Borough of Charnwood.
- 1.23. The provision of good quality, local community facilities, accessible and affordable to meet identified need, is key to facilitating participation growth, and contributing to a reduction in the health inequalities in the Borough. This reflects Public Health and Charnwood Borough Council’s health and well-being priorities, to facilitate sustained behaviour change to reduce obesity, improve health, contribute to addressing mental health issues and increase participation.
- 1.24. The analysis identifies the need for:

Table 1.1: Identified Facility Needs

FACILITY TYPE	IDENTIFIED NEEDS TO MEET FUTURE DEMAND
SPORTS HALLS	No need for new facilities to meet future demand, on the basis that the planned facilities in the two new SUEs are delivered. Long term replacement/refurbishment of existing ageing facilities. Retaining and, wherever possible, increasing levels of pay and play access is also important given there is only limited provision in the Borough, as most sports halls are on education sites.
SWIMMING POOLS	There is a need for more water space to meet future demand. Long term replacement/refurbishment of existing ageing facilities.
HEALTH AND FITNESS	There is a need to retain existing levels of pay and play accessible fitness provision as a minimum. Additional fitness stations could be provided at Charnwood Borough Council facilities, if there is a desire to increase revenue generation, by competing with the budget facilities in the Borough.
SQUASH COURTS	No need for additional provision. There is a need to retain existing levels of provision and replace ageing facilities as appropriate.
INDOOR BOWLS	Increased future demand for indoor bowls as a result of population growth and increasing numbers of older people. Consideration should be given to increasing provision.
GYMNASTICS AND TRAMPOLINING	There is demand for additional dedicated facilities. Clubs should lead projects to address this need.
COMMUNITY HALLS/FACILITIES	Not necessarily a need for more halls, but more use of them for physical activity should be encouraged.



1.25. Based on the quality audits and assessments, supply and demand, and the needs analysis, the priorities for future investment in facility provision are:

Table 1.2: Summary of Facility Priorities

FACILITY TYPE	PRIORITY FOR FUTURE PROVISION	LOCATION
SPORTS HALLS	Long term replacement of ageing facilities	Loughborough Leisure Centre, Soar Valley Leisure Centre (long term)
SWIMMING POOLS	Increased play and play accessible water space, equivalent to a learner pool by 2036	Soar Valley Leisure Centre (will address unmet demand in and around Birstall)
	Replacement / refurbishment of ageing facilities	Loughborough Leisure Centre, South Charnwood Leisure Centre, Soar Valley Leisure Centre (long term)
HEALTH AND FITNESS	Retain provision of existing levels of community accessible and affordable fitness facilities as a minimum Potentially, increase number of fitness stations at Charnwood Borough Council facilities	Boroughwide
GYMNASTICS AND TRAMPOLINING	Potential to explore further club-led provision/partnership provision given high numbers on waiting lists	No specific location
INDOOR BOWLS	Potential opportunity to consider club-led provision of indoor bowls facilities (increased demand for additional 2.56 rinks by 2036)	No specific location
GENERAL PROVISION	Overall, and specifically through the housing growth agenda, provision of more active environments, reflecting active travel, safe cycle routes to school, the need to link existing and new communities with walking/cycling/jogging routes	Boroughwide
OTHER INDOOR PROVISION	Indoor hall space – multi-purpose – these have been identified as local as opposed to strategic priorities, as the development of the two new facilities in the SUEs will mean there is a supply/demand balance of formal sports halls across the Borough	Aspiration for multi-purpose indoor space has been identified in Quorn, Anstey, Rothley, Thurmaston, and East Goscote parishes

N.B. Indoor tennis is covered in the 2018 Charnwood Borough Playing Pitch Strategy



ACTION PLAN

1.26. In order to realise the Vision and Aims for sport and leisure facility provision in Charnwood there are key priorities that need to be addressed and implemented. These are set out below based on the recommendations for future provision. The indicative capital costs identified are sourced from a combination of SLL’s knowledge of new project builds, similar project costs elsewhere, and Sport England recommended guidelines. These are based on sqm construction costs.

Table 1.3: Strategy Action Plan

RECOMMENDATION	ACTION	RESPONSIBILITY	TIMESCALE		RESOURCES / PARTNERS
			SHORT	= 1 – 5 YEARS	
			MEDIUM	= 5 – 10 YEARS	
			LONG TERM	= 10+ YEARS	
<p>RECOMMENDATION 1 (R1)</p> <p>The existing levels of community accessible (including pay and play) sports hall, swimming pool and fitness provision in the Borough are retained as a minimum, but these need not necessarily be the same facilities as at present.</p> <p>(PROTECT)</p>	<p>Ensure existing levels of provision are maintained by investing in maintenance and planning for future replacement of / refurbishment of Charnwood Borough Council’s three leisure centres.</p>	<p>Charnwood Borough Council</p>	<p>ONGOING</p>	<p>Charnwood Borough Council - leisure officers, planning officers,</p> <p>Parish and Town Councils</p> <p>Facility operators through long term contract</p> <p>Capital investment over life cycle agreed through long term contract</p> <p>Refurbishment/Replacement costs per leisure centre will vary depending on scale and nature of works if a refurbishment, and the location if a new build facility); in broad terms circa £6m (minimum refurbishment) - £15m (new leisure centre, pool and dryside facilities).</p>	



**CHARNWOOD BOROUGH COUNCIL
INDOOR SPORTS FACILITY STRATEGY**

RECOMMENDATION	ACTION	RESPONSIBILITY	TIMESCALE		RESOURCES / PARTNERS
			SHORT	= 1 – 5 YEARS	
			MEDIUM	= 5 – 10 YEARS	
			LONG TERM	= 10+ YEARS	
<p>RECOMMENDATION 2 (R2)</p> <p>Charnwood Borough Council promotes investment into additional swimming pool provision. The priority is a new learner pool at Soar Valley Leisure Centre.</p> <p>(PROVIDE)</p>	<p>Confirm support for the development of additional water space</p> <p>Undertake a feasibility study, architect-led, on Soar Valley Leisure Centre, to assess the options for pool development, the optimum location and design and the consequent capital costs</p>	Charnwood Borough Council	SHORT TO MEDIUM		<p>Charnwood Borough Council</p> <p>External consultants</p> <p>External funding agencies</p> <p>Feasibility study costs approx. £10k-£15k (leisure consultant, some architectural input; quantity surveyor)</p> <p>New learner pool circa (depending on scale, construction approach, etc) £2-£3m for a learner pool.</p>
<p>RECOMMENDATION 3 (R3)</p> <p>Existing levels of community accessible and affordable fitness suite provision in the Borough should be retained as a minimum, and where appropriate, opportunities for investment in additional health and fitness provision where there is an identified need/business case justification should be considered by all providers.</p> <p>(PROVIDE AND PROTECT)</p>	<p>Charnwood Borough Council retain existing levels of fitness stations in their three leisure centres as a minimum</p> <p>Explore the practical feasibility of extending existing fitness provision at Loughborough, South Charnwood and Soar Valley Leisure Centres</p> <p>Facilitate continued provision of the same level of affordable commercial fitness provision in the Borough through the planning process</p>	<p>Charnwood Borough Council</p> <p>Local providers</p>	ONGOING		<p>Charnwood Borough Council- leisure officers, planning officers,</p> <p>Parish and Town Councils</p> <p>Facility operators through long term contract</p> <p>Capital investment over life cycle agreed through long term contract</p> <p>Potential feasibility work circa £2k-3k per facility (this would look at where an extension could be located, its size, scale and design, and cost)</p> <p>Extension/refurbishment works costs dependent on location, scale etc, but could vary between £250k - £1.5m total, depending on size, design etc</p>



RECOMMENDATION	ACTION	RESPONSIBILITY	TIMESCALE		RESOURCES / PARTNERS
			SHORT	= 1 – 5 YEARS	
			MEDIUM	= 5 – 10 YEARS	
			LONG TERM	= 10+ YEARS	
<p>RECOMMENDATION 4 (R4)</p> <p>Opportunities to increase access to sports halls for indoor netball – training and competitive play. Should be considered by all relevant stakeholders – Charnwood Borough Council, facility operators local netball clubs, England Netball and the East Midlands Netball League.</p> <p>(PROVIDE)</p>	<p>Facilitate dialogue between local netball clubs and facility operators, plus all schools with appropriate sports facilities who want to increase community use, to try and identify suitable venues for netball in the Borough</p>	<p>Charnwood Borough Council</p> <p>Facility operators Local netball clubs</p> <p>England Netball</p>	SHORT TERM		<p>Charnwood Borough Council- leisure officers</p> <p>Facility operators</p> <p>Parish and Town Councils</p> <p>Local schools</p>
<p>RECOMMENDATION 5 (R5)</p> <p>Charnwood Borough Council seek to ensure that any new educational involving new or enhanced sports facility has a CUA as part of the planning consent so as to secure pay and play opportunities for clubs and groups.</p> <p>(PROVIDE AND ENHANCE)</p>	<p>Ensure dialogue between Charnwood Borough Council Departments and Leicestershire County Council over any proposals for new schools, so optimum benefits can be obtained through any new developments</p> <p>Ensure development of a CUA is a planning condition required of all new schools</p>	<p>Charnwood Borough Council</p> <p>Leicestershire County Council</p> <p>Sport England</p> <p>Individual schools</p>	ONGOING		<p>Charnwood Borough Council as appropriate through the planning process</p> <p>Leicestershire County Council</p> <p>Sport England</p> <p>Individual schools/Academies</p>



RECOMMENDATION	ACTION	RESPONSIBILITY	TIMESCALE		RESOURCES / PARTNERS
			SHORT	= 1 – 5 YEARS	
			MEDIUM	= 5 – 10 YEARS	
			LONG TERM	= 10+ YEARS	
<p>RECOMMENDATION 6 (R6)</p> <p>Consider the opportunity for Charnwood Borough Council to work with partners in education to increase community access to existing education sports facilities where community access is currently provided, and where it is not; where possible, formal CUAs should be developed.</p> <p>(PROVIDE AND ENHANCE)</p>	<p>Charnwood Borough Council work with Leicestershire County Council and all schools identifying an aspiration to secure increased on-site community use, to promote availability of education facilities within the wider community, and ‘match’ those requiring space with available provision.</p> <p>Work towards developing formal CUAs wherever possible to secure and protect community access long term.</p>	<p>Charnwood Borough Council</p> <p>Leicestershire County Council</p> <p>Sport England</p> <p>Individual schools</p>	ONGOING		<p>Charnwood Borough Council as appropriate through the planning process</p> <p>Leicestershire County Council</p> <p>Sport England</p> <p>Individual schools/Academies</p> <p>Community organisations and groups</p>
<p>RECOMMENDATION 7 (R7)</p> <p>Charnwood Borough Council and its public and voluntary sector partners facilitate, where possible, increased access to pay and play community centres/halls to maintain and grow participation in physical activity</p> <p>(PROTECT AND ENHANCE)</p>	<p>Charnwood Borough Council work with its public and voluntary sector partners to ensure maximum use is made of all community halls for sports activities</p>	<p>Charnwood Borough Council</p> <p>Parish and Town Councils</p>	ONGOING		<p>Charnwood Borough Council</p> <p>Parish/Town Councils</p> <p>Other informal hall providers- public and voluntary sectors</p>



RECOMMENDATION	ACTION	RESPONSIBILITY	TIMESCALE		RESOURCES / PARTNERS
			SHORT	= 1 – 5 YEARS	
			MEDIUM	= 5 – 10 YEARS	
			LONG TERM	= 10+ YEARS	
<p>RECOMMENDATION 8 (R8)</p> <p>Dialogue is established with English Indoor Bowls Association (EIBA) and local bowling clubs to further explore the potential of facilitating club – led development of additional indoor bowling facilities by 2036.</p> <p>(PROVIDE)</p>	<p>Charnwood Borough Council works with the English Indoor Bowls Association (EIBA) on facility development to review and monitor identified need for additional indoor bowling facilities</p> <p>Establish regular dialogue with local indoor bowling clubs to monitor increases in participation and demand for facilities</p>	<p>Charnwood Borough Council</p> <p>EIBA</p> <p>Local clubs</p>	SHORT – MEDIUM		<p>Charnwood Borough Council</p> <p>Local clubs</p> <p>NGBs</p> <p>Possible capital investment in an additional facility in the long term; circa £2m (for a purpose built indoor bowls hall with 4- 6 rinks).</p>
<p>RECOMMENDATION 9 (R9)</p> <p>Future need for purpose-built gymnastics/trampoline facilities in the Borough, to meet latent demand, is explored further by British Gymnastics and Trampoline, local clubs/partners, and Charnwood Borough Council.</p> <p>(PROVIDE)</p>	<p>Charnwood Borough Council works with British Gymnastics and Trampoline on facility development to review and monitor identified need for additional gymnastics/trampoline facilities</p> <p>Establish regular dialogue with local gymnastics/trampoline clubs to monitor increases in participation and demand for facilities</p>	<p>Charnwood Borough Council</p> <p>British Gymnastics and Trampoline</p> <p>Local gymnastics and trampoline clubs</p>	SHORT – MEDIUM		<p>Charnwood Borough Council</p> <p>Local clubs</p> <p>British Gymnastics and Trampoline</p> <p>Capital investment requirements likely to vary depending on whether additional facilities are new build or conversion of an existing building; potentially £1.5m per purpose built/refurbished facility</p>



RECOMMENDATION	ACTION	RESPONSIBILITY	TIMESCALE		RESOURCES / PARTNERS
			SHORT	= 1 – 5 YEARS	
			MEDIUM	= 5 – 10 YEARS	
			LONG TERM	= 10+ YEARS	
<p>RECOMMENDATION 10 (R10)</p> <p>Where appropriate, Charnwood Borough Council and its partners seek to secure S106 contributions that could contribute towards the development of additional and safe walking, running and cycling routes, and where possible to open up other informal, multipurpose places and spaces where people can be active.</p> <p>(PROVIDE, AND PROTECT)</p>	<p>Ensure all investment priorities are included in the Infrastructure Delivery Plan.</p> <p>Secure all available funding through Developer Contributions</p>	<p>Charnwood Borough Council-planning and leisure officers</p>	SHORT TO MEDIUM		<p>Charnwood Borough Council-planning and leisure officers</p> <p>Parish and Town Councils</p>
<p>RECOMMENDATION 11 (R11)</p> <p>Charnwood Borough Council and all its partners identify the level of capital funding required to address the identified investment needs for sports facilities, and investigate all available sources for capital funding, on a partnership basis.</p> <p>(PROVIDE)</p>	<p>Confirm investment priorities and obtain capital costs.</p> <p>Assess funding options</p>	<p>Charnwood Borough Council</p>	SHORT TO MEDIUM		<p>Charnwood Borough Council-planning and leisure officers</p> <p>Parish and Town Councils</p> <p>Identified investment needs estimated at a total of circa £27m to 2036, based on 2017 costs</p> <p>Revenue to support feasibility studies (as set out above) circa £20k</p>



RECOMMENDATION	ACTION	RESPONSIBILITY	TIMESCALE		RESOURCES / PARTNERS
			SHORT	= 1 – 5 YEARS	
			MEDIUM	= 5 – 10 YEARS	
			LONG TERM	= 10+ YEARS	
<p>RECOMMENDATION 12 (R12)</p> <p>Charnwood Borough Council and its partners prioritise investment in the development of high quality community sports facilities/spaces, with other local partners. Increasing available capacity and therefore opportunities to take part in regular physical activity, in the local community, will contribute to reduced health inequalities, increased participation better community cohesion.</p> <p>(PROVIDE AND ENHANCE)</p>	<p>Continue to work with a range of relevant partners to facilitate provision of high quality accessible and sustainable community sports facilities</p>	<p>Charnwood Borough Council</p> <p>Local partners</p>	<p>ONGOING</p>	<p>Charnwood Borough Council</p> <p>Local partners- public, education, private and voluntary sectors</p> <p>Parish and Town Councils</p> <p>Capital investment could range from extension of an existing hall to a new community hall from circa £0.4m - £2.5m, depending on scale and nature</p>	
<p>RECOMMENDATION 13 (R13)</p> <p>There should be on-going monitoring of this Strategy through its implementation, but as a minimum, progress should be reviewed and refreshed every five years. On-going monitoring should include partnership working with neighbouring local authorities to keep aware of facility changes and developments.</p> <p>(PROTECT)</p>	<p>Review the Strategy on a 5-year basis, to update/revise as appropriate, to ensure Local Plan Evidence Base is robust.</p>	<p>Charnwood Borough Council</p>	<p>Ongoing</p>	<p>Charnwood Borough Council</p> <p>External consultants</p> <p>Cost – dependent on extent of review but likely to be circa £12k - £15k (not included in capital costs), to review, update and undertake new analysis as required</p>	

N.B. It is recognised that any new schools (Recommendations 5, and 6) are likely to be Academies and therefore outside the direct control of Leicestershire County Council. This should not, however, prevent local partnerships for community access.



2. STAGE A- INTRODUCTION AND SCOPE

INTRODUCTION

- 2.1. This Sports Facility Strategy is one of three related pieces of work being developed for Charnwood Borough Council (providing an evidence base for the Charnwood Local Plan in respect of indoor and outdoor sports facilities and open space).
- 2.2. Charnwood has a population of over 180,286 (**ONS Mid-year estimates 2014**) and sits centrally between the major cities of Derby, Nottingham and Leicester. It extends from the main town of Loughborough in the North to the edge of Leicester to the South. Charnwood is at the heart of the country and is well connected with excellent access to both the M1 motorway to the West and East; Midlands Main Line to the East.
- 2.3. The social and economic pull of the City of Leicester has a strong influence on the Borough, particularly in the South which forms part of the Leicester Principal Urban Area.
- 2.4. Just over a third of the population lives in the university town of Loughborough. Loughborough, together with the adjacent town of Shepshed, acts as a social and economic focus, and as an important centre for business, commerce and retailing.
- 2.5. In the North of the Borough there are a number of settlements, stretching southwards towards Leicester, along the Soar Valley and A6 corridor. The Core Strategy identifies the following villages as Service Centres for the rural parts of Charnwood: Anstey, Barrow upon Soar, Mountsorrel, Quorn, Rothley, Sileby, Syston and Thurmaston.
- 2.6. Charnwood Forest lies to the West of the Soar Valley, which stretches to the West towards Coalville. Recognised as a Regional Park, the Forest provides a focus for leisure and conservation activity.
- 2.7. The Wolds is a rural area with strong links with Nottinghamshire. These lie to the North East of the Soar Valley. The Wreake Valley is a rural area stretching Eastwards towards Melton, comprising of a number of villages. A predominately rural area with strong links to Leicester City and the district of Harborough is located South of the Wreake.

Map 2.1: Charnwood Borough Boundary and links to neighbouring areas.





PURPOSE AND OBJECTIVES IN DEVELOPING A SPORTS FACILITIES STRATEGY

- 2.8. In 2010 Charnwood Borough Council published the Open Spaces, Sports and Recreation Study. There is now a need to update this information, to provide a robust and up to date evidence base for strategy development; to inform the emerging Local Plan and to assist in the prioritisation and allocation of resources.
- 2.9. The Sports Facility Strategy has been developed in parallel with a Playing Pitch Strategy and Open Space Assessment (commissioned separately); all three documents will provide an evidence base for the Local Plan and underpin future priorities for provision.
- 2.10. The Strategy covers the geographical area of Charnwood Borough but references areas outside the Borough boundaries as appropriate. It reflects the diversity of open space, sport and recreational needs across the Borough.
- 2.11. In addition to providing a robust evidence base for the new Local Plan, this Indoor Sports Facility Strategy will build on work undertaken by Charnwood Borough Council and the Parish/Town Councils in relation to development of Neighbourhood Plans.
- 2.12. The Vision for the Strategy is to ensure that there is an adequate supply of good quality facilities to accommodate a range of sports / physical activities in order to meet current and future levels of demand and to provide enhanced opportunities so as to increase the number of people participating in sport and physical activity.
- 2.13. The Charnwood Borough Council Corporate Plan 2016 – 2020 identifies one of the Council’s key corporate priorities as:

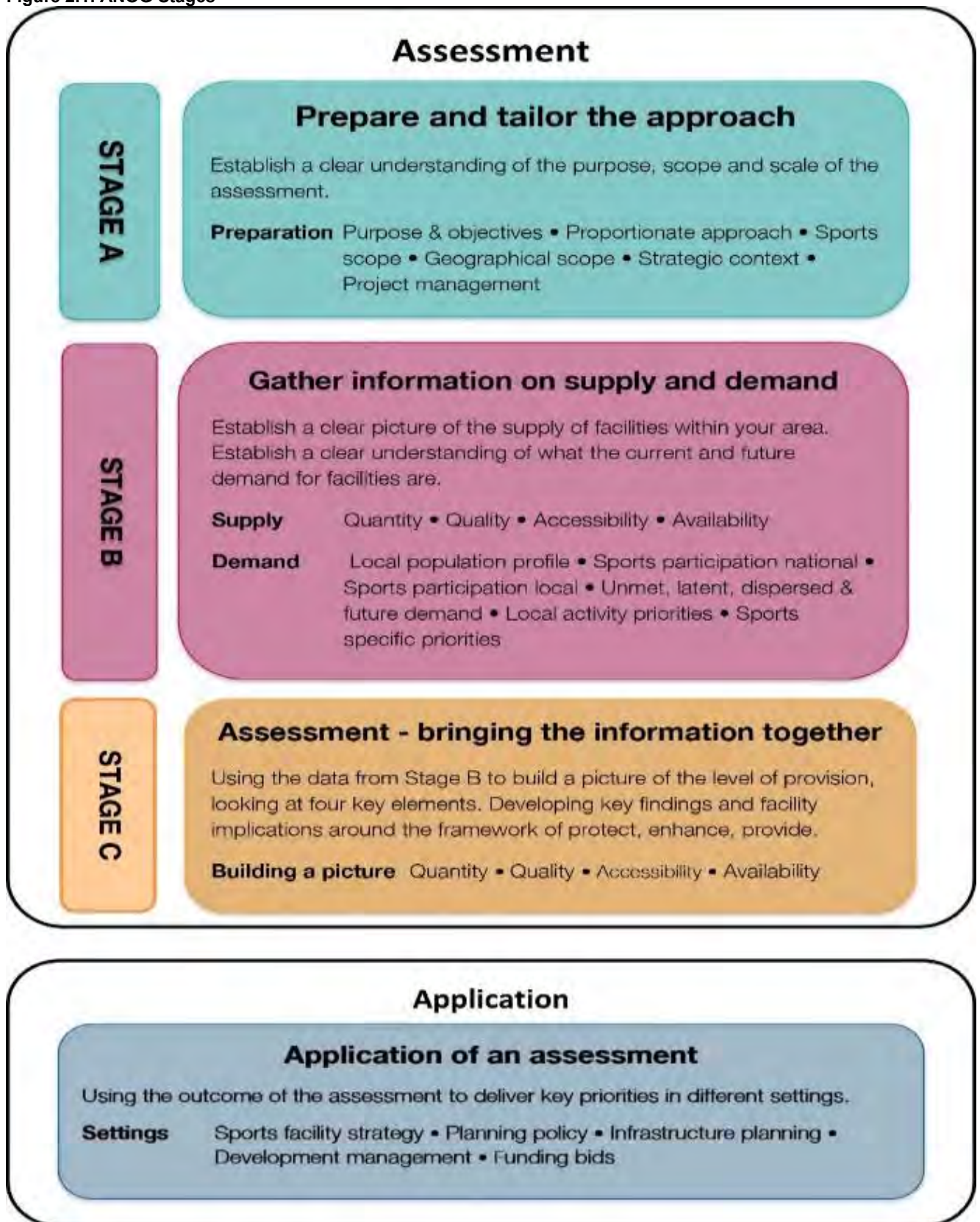
“encouraging healthy lifestyles for all our residents through physical activity programmes and the provision of sports facilities and green spaces”.

- 2.14. This is implemented through a wide range of Council activities across the Borough Council’s service areas.

STRATEGY STRUCTURE

- 2.15. The Strategy has been developed using the Sport England Assessing Needs and Opportunities guidance (ANOG), published in 2014.
- 2.16. The overall document is essentially in two parts:
- The **Assessment** of Need –based on the ANOG approach, as set out in Figure 2.1 below:
 - The **subsequent** Strategy- this sets out the proposed response to the issues identified in the Needs Assessment

Figure 2.1: ANOG Stages





SPORTS AND GEOGRAPHICAL SCOPE

2.17. The scope of this Strategy includes analysis of provision for the following facility types across the Borough of Charnwood, in line with the geographical area covered by the Local Plan.

- **Sports Halls (including schools and community buildings), and covering indoor sports hall sports such as, badminton, basketball, netball and volleyball**
- **Health & Fitness Centres (including dance/aerobic studios)**
- **Squash Courts**
- **Swimming Pools**
- **Indoor Bowls Centres**

2.18. Outdoor sports facilities and pitches are covered in the 2018 Playing Pitch Strategy (PPS), as is Tennis, indoor and outdoor court facilities. This Indoor Sports Facility Strategy comprises:

- **A Strategy and Action Plan, which sets out the full range of findings supported by the evidence, which is fully NPPF compliant.**
- **Technical evidence which sets out the results of the assessment for all indoor sports facilities.**
- **Location plans of all sites using a GIS mapping system.**
- **Identification of proposals for generic Borough wide issues, sport specific issues and area specific issues**
- **A list of priority projects for improvements needed to indoor sport and leisure facilities over the Strategy period, with information on indicative costs, phasing and proposed delivery mechanisms, where possible**
- **Recommendations for policy, local standards, guidelines and good practice**

2.19. In addition to purpose-built facilities, consideration is given to the role of the following in meeting local need:

- **Community assets (community halls)**
- **Education facilities**

PROPORTIONATE APPROACH

2.20. The brief developed by Charnwood Borough Council identified the key objectives of the strategy as:

- **To establish a clear picture of the supply of facilities considering the quality criteria of the age of facilities, their accessibility and ownership of facilities whether provided by the Borough Council (and its private sector delivery partners), educational providers, parish councils or the private sector. (Quality audits undertaken in 2017).**
- **To establish a clear picture of the current and future demand for facilities.**



2.21. With consideration given to the impact of:

- **Latent demand based on consultation with stakeholders including National Governing Bodies, sports clubs and the wider population in Charnwood;**
- **Future demand as a result of population change to 2036;**
- **Any changes to participation in sport or sports development initiatives;**
- **Cross boundary impacts between Charnwood and neighbouring authorities.**

PROJECT MANAGEMENT

2.22. The development of this Strategy has been informed and influenced by a number of key national and local strategies and policies. The majority of the national policies and references are summarised in Appendix 1. Other key local policies and strategies are summarised in Appendix 5, and referenced in subsequent sections of the Strategy, as appropriate.



3. STRATEGIC POLICY AND CONTEXT

INTRODUCTION

NATIONAL LEVEL

- 3.1 There are a number of key national and local strategies and policies which inform and influence the development of these strategies. The majority of the national documents are summarised in Appendix 1, National Context, but the main ones are summarised below. These national policies inform the approach to current and future provision of sports facilities, linked to health improvement, increased participation, and the appropriate levels of provision of facilities to meet local needs. From a planning perspective, the national agenda makes the link between national planning policy, a Local Plan and population growth at local level, and the need to plan for increased demands for infrastructure and provision, linked to Sport England's priorities of Protect, Enhance and Provide.

NATIONAL PLANNING POLICY FRAMEWORK (NPPF)

- 3.2 The National Planning Policy Framework (NPPF) sets out the requirement for local authorities to assess the need for sports and recreational facilities and to plan provision to meet these needs. Paragraphs 73 and 74 outline the planning policies for the provision and protection of sport and recreation facilities:

“Access to high quality open spaces and opportunities for sport and recreation can make an important contribution to the health and well-being of communities. Planning policies should be based on robust and up to date assessments of the needs for open space, sports and recreation facilities and opportunities for new provision. The assessments should identify specific needs and quantitative or qualitative deficits or surpluses of open space, sports and recreational facilities in the local area. Information gained from the assessments should be used to determine what open space, sports and recreational provision is required”.

- 3.3 'Existing open space, sports and recreational buildings and land, including playing fields, should not be built on unless':
- **An assessment has been undertaken which has clearly shown the open space, buildings or land to be surplus to requirements; or**
 - **The loss resulting from the proposed development would be replaced by equivalent or better provision in terms of quantity and quality in a suitable location; or**
 - **The development is for alternative sports and recreational provision, the needs for which clearly outweigh the loss'.**
- 3.4 Sport England is a statutory consultee on all planning applications that affect sports facilities; it looks to improve the quality, access and management of sports facilities as well as investing in new facilities to meet unsatisfied demand. Sport England requires local authorities to have an up-to date assessment of sports facility needs and an associated strategy including a recommendation that the evidence base is reviewed every five years.



3.5 The key drivers for the production of the strategy as advocated by Sport England are to protect, enhance and provide sports facilities, as follows:

- **PROTECT:** To provide evidence to inform policy and specifically to support Site Allocations and Development Management Policies which will protect sports facilities and their use by the community, irrespective of ownership
- **ENHANCE:** To ensure that sports facilities are effectively managed and maintained and that best uses are made of existing resources - whether facilities, expertise and/or personnel to improve and enhance existing provision – particularly in the light of pressure on local authority budgets
- **PROVIDE:** To provide evidence to help secure external funding for new facilities and enhancements (if on the Regulation 123 List) and Section 106 agreements. Sport England and the local authority can then use the strategies developed and the guidance provided in making key planning decisions regarding facility developments in the area.

A NEW STRATEGY FOR SPORT – DEPARTMENT FOR CULTURE, MEDIA AND SPORT

3.6 The Department for Culture, Media and Sport, following a consultation paper in 2015, launched the new strategy 'Sporting Future: A new Strategy for an Active Nation' in 2016. The development of the new strategy reflects a need to re-invigorate the nation's appetite for participation in sport following what appears to be a significant reduction in national participation (highest profile being swimming), following the immediate upsurge after the 2012 London Olympics. It is important to highlight that the national trends are not necessarily mirrored at a local level; in Charnwood there is increasing demand for swimming, both current and into the future.

3.7 The sport strategy is targeting five outcomes which each sports organisation, public or private sector, will be measured against:

- **Physical wellbeing**
- **Mental wellbeing**
- **Social and community development**
- **Individual development**
- **Economic development.**

3.8 Government funding will go toward organisations which can best demonstrate that they will deliver some or all of the five outcomes

3.9 The delivery of the outcomes will be through three broad outputs;

- **More people from every background regularly and meaningfully taking part in sport and physical activity, volunteering and experiencing live sport.**
- **A more productive, sustainable and responsible sports sector**
- **Maximising international and domestic sporting success and the impact of major sporting events**



SPORT ENGLAND STRATEGY 2016- 2021 TOWARDS AN ACTIVE NATION'

3.10 The Vision for this Strategy is:

'We want everyone in England regardless of age, background or level of ability to feel able to engage in sport and physical activity. Some will be young, fit and talented, but most will not. We need a sport sector that welcomes everyone – meets their needs, treats them as individuals and values them as customers'.

3.11 The Sport England Strategy 'Towards an Active Nation' puts the policies set out in 'A new Strategy for an Active Nation' into practice. This will mean significant change for Sport England and for their partners.

3.12 The strategy sets out how Sport England will deliver this task. The key changes Sport England will make are:

- Focusing more money and resources on **tackling inactivity** because this is where the gains for the individual and **for** society are greatest
- Investing more in **children and young people from the age of five** to build positive attitudes to sport and activity as the foundations of an active life
- **Helping those who are active now to carry on, but at lower cost to the public purse over time.** Sport England will work with those parts of the sector that serve the core market to help them identify ways in which they can become more sustainable and self-sufficient ^[L]_[SEP]
- **Putting customers at the heart** of what we do, responding to how they organise their lives and helping the sector to be more **welcoming and inclusive, especially of those groups currently under-represented in sport**
- Helping sport to keep pace with the **digital expectations** of customers
- Working nationally where it makes sense to do so (for example on infrastructure and workforce) but **encouraging stronger local collaboration** to deliver a more joined-up experience of sport and activity for customers
- Working with a **wider range of partners**, including the private sector, using our expertise as well as our investment to help others align their resources
- Working with the sector to encourage innovation and share best practice particularly through applying the principles and practical learning of **behaviour change**

3.13 The remaining national policy context is summarised in Appendix 1, National Policy Context.



LOCAL LEVEL

- 3.14 A number of current strategic policies, strategies and factors influence current and future supply and demand for sport and recreation facilities in the Borough of Charnwood. As well as providing the context for future facility provision, e.g. health improvement, improving accessibility, increasing participation, these strategies provide opportunities to link priority areas and needs, and ensure that outcomes are aligned with identified local objectives.
- 3.15 A short summary of the main relevant strategies and policies is included below; more detail on these and other policies/strategies is in Appendix 5.

Table 3.1: Summary of main relevant Strategies and Policies

STRATEGY	SUMMARY OF KEY ISSUES/PRIORITIES
<p>CHARNWOOD BOROUGH COUNCIL CORPORATE PLAN 2016-2020</p>	<p>The corporate plan has three themes; People, Place and Service with the aim to make Charnwood:</p> <ul style="list-style-type: none"> ● A safer, more secure and caring environment ● A borough with a strong, diverse economy ● and a place served by a council which puts customers at the heart of everything it does. <p>The most relevant aims for this Strategy are:</p> <p>Every Resident Matters</p> <ul style="list-style-type: none"> ● We will provide opportunities to participate in social, leisure and cultural activities and in community life. ● Encourage healthy lifestyles for all our residents through physical activity programmes and the provision of sports facilities and green spaces
<p>THE CHARNWOOD LOCAL PLAN 2011-2028 (ADOPTED 2015)</p>	<p>The Vision includes the following:</p> <p>In 2028 Charnwood will be one of the most desirable places to live, work and visit in the East Midlands.</p> <p>Development will have been managed to improve the economy, quality of life and the environment.</p> <p>Charnwood will be recognised for the role Loughborough plays in the region’s knowledge-based economy.</p> <p>Our community will have access to a range of green spaces, leisure and recreational facilities across Charnwood and new parkland in Loughborough and Thurmaston will be provided. The Charnwood Forest will be recognised as a Regional Park. The River Soar and Wreake will be improved for wild life and people.</p> <p>Charnwood will be recognised for delivering growth to a high design quality that benefits the community.</p> <p>The demand for housing will be focused on Loughborough and the edge of Leicester City. New sustainable urban extensions at West Loughborough and Thurmaston, as well as other planned areas of growth, will incorporate good quality design and reflect our strong local distinctiveness.</p>



STRATEGY	SUMMARY OF KEY ISSUES/PRIORITIES
	<p>Loughborough will continue to be the main economic, social and cultural heart of the Borough. It will be an attractive, compact and ‘walkable’ destination for shopping, leisure, entertainment and culture. Our other settlements, including a regenerated Shepshed, will have an attractive provision of local shops, culture and leisure facilities.</p> <p>Our community will have better access to jobs and services, with a choice to walk or cycle.</p> <p>The relevant strategic objectives within the Local Plan which have been identified to realise the vision and address identified challenges include:</p> <p>SO1: to reduce the need to, and distance of, travel by car and increase use of walking, cycling and public transport</p> <p>SO2: to secure the provision of accessible facilities and services to meet the needs of all local people, having regard to the particular needs of the young, old and “hard to reach”</p> <p>SO3: to promote health and well-being, for example by ensuring that residents have access to health care, local parks, greenspaces and natural environment, the countryside and facilities for sport and recreation, creative and community activities.</p> <p>SO6: to promote stronger, cohesive and balanced communities having regard to changes in demographics, for example influencing the type of housing provision;</p> <p>SO14: to sustain and enhance Loughborough town centre as a prosperous, attractive and vibrant destination for shopping, entertainment and leisure as well as a place to live;</p> <p>SO15: to capitalise on the benefits of Loughborough University, especially those associated with its reputation as a centre of sporting excellence, research into innovation, new technologies and sustainability;</p> <p>SO16: to ensure that there is a network of vibrant ‘local’ centres so residents have access to a range of shops, services and facilities;</p> <p>Key policy which will shape the delivery of the Local Plan include:</p> <p>Policy CS01 -Development Strategy</p> <p>We will make provision for at least 13,940 new homes between 2011 and 2028. Leicester Principal Urban Area. Our priority location for growth will be the Leicester Principal Urban Area, where provision will be made for at least 5,500 new homes and up to 46 hectares of employment land between 2011 and 2028.</p> <p>We will do this by planning positively for:</p> <ul style="list-style-type: none"> ● a sustainable urban extension of approximately 4,500 homes to the north east of Leicester, delivering approximately 3,250 homes and up to 13 hectares of employment land by 2028 and the remaining homes beyond the plan period as part of a comprehensive and integrated development; ● a direction of growth for approximately 1,500 homes as part of a sustainable urban extension to the north of Birstall, delivering approximately 1,345 homes and up to 15 hectares of employment land by 2028 and the remaining homes beyond the plan period as part of a comprehensive development; ● a direction of growth for up to 8,750 sqm of offices and up to 16 hectares of general employment land within the Watermead Regeneration corridor; and sustainable development which contributes towards meeting our remaining ● development needs, supports our strategic vision, makes effective use of land and is in accordance with the policies in this strategy.



STRATEGY	SUMMARY OF KEY ISSUES/PRIORITIES
LEICESTERSHIRE AND RUTLAND SPORT STRATEGY FOR SPORT AND PHYSICAL ACTIVITY 2017-21 (MAY 2017)	<p>The Strategy identifies one headline vision - 'Leicestershire, Leicester and Rutland the most sporting and physically active place in England by 2025'.</p> <p>The emerging ambitions for Leicestershire, Leicester and Rutland are to:</p> <ul style="list-style-type: none"> ● Get Active: Everyone of all ages has the opportunity to start participating in physical activity and sport ● Stay Active: Support people to develop a resilient physical activity and sport habit, to ensuring lifelong participation ● Active Places: Facilities, playing pitches and informal spaces that encourage physical activity and sport are high quality and accessible ● Active Economy: Promote LLR as a premier, high performing location for undertaking the business of physical activity and sport

3.16 The following are summarised in Appendix 5:

- **Leicestershire and Leicester Strategic Housing Market Assessment (SHMA) 2014**
- **Leicestershire Joint Health and Well Being Strategy 2017-2022**
- **Leicestershire Joint Strategic Needs Assessment 2015**
- **Charnwood Children’s and Young People Strategy 2015-2018**
- **Leicestershire Local Transport Plan (LTP 3) 2011-2026**
- **Population Profiles and Projections**
- **Participation Trends and Rates in Sport and Physical Activity**

FUTURE DEVELOPMENT IN THE BOROUGH

3.17 A key factor influencing the future provision of sports facilities in the Borough (what, and where) is the scale and location of future housing development, which impacts on population density and also levels and nature of community demand.

CHARNWOOD CORE STRATEGY, 2011 TO 2028

3.18 The Charnwood Core Strategy is currently based upon a housing requirement of 820 homes per year (though the new Local Plan (currently in preparation) is likely to have to allocate sites to accommodate a higher housing requirement in accordance with the HEDNA).



3.19 Policy CS1 of the Charnwood Core Strategy sets out a housing requirement of at least 13,940 homes between 2011 and 2028, with an estimated completion of 13,634 homes across the Plan period.

Table 3.2: Number and Locations of new homes

	NEW HOMES
NE LEICESTERSHIRE SUE	3, 250
BROADNOOK, NORTH OF BIRSTALL	1,345
WEST LOUGHBOROUGH SUE	2,440
LEICESTER PRINCIPAL URBAN AREA	730
LOUGHBOROUGH/SHEPSHED	2,511
SERVICE CENTRES	2,682
REST OF BOROUGH	676
TOTAL	13,634

(Source: The Charnwood Local Plan, Core Strategy 2011-2028)

HOUSING AND ECONOMIC DEVELOPMENT NEEDS ASSESSMENT (HEDNA)

3.20 The Housing and Economic Development Needs Assessment (HEDNA), which informs the Local Plan, sets out an Objectively Assessed Need for Charnwood of:

CHARNWOOD	2011-2031	2011-2036*
HOMES PER YEAR	1031	994

N.B. The timescale of the new Charnwood Local Plan will be to 2036

POPULATION PROFILES AND PROJECTIONS.

3.21 The current and future population profile of Charnwood Borough and the locations of growth are important to understand in relation to planning for the future provision of sport and physical activity.

3.22 The 2017 population, based on the ONS 2014 mid-year population estimates, is 180,286 with continued growth projected through to 2036.

Population, 2011:	165,876
Population 2017:	180,286
Increase in population 2011 to 2036:	46,430
% Population Change 2011 to 2036:	28.0%
Change in Households 2011 to 2036:	18,837
% Change in Households 2011 to 2036:	28.3%

Source: HEDNA, Figure 2: Starting Point (2014-based) Population and Household Projections, 2011-36.



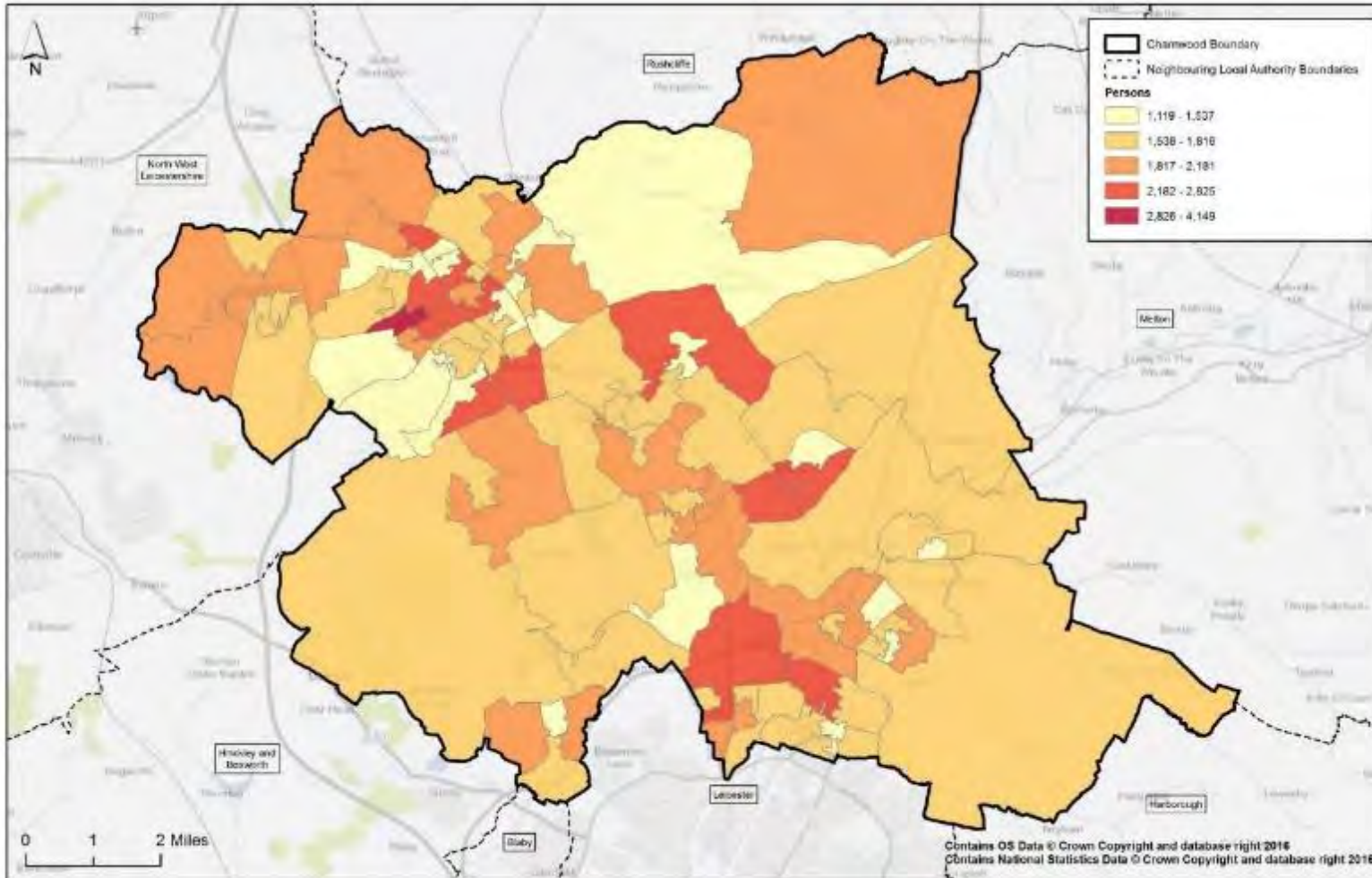
- 3.23 15.8% of the population are under 15 years of age, 75.2% of the population are aged 16-74 years and 16.4% are of pension age. The black and minority ethnic population is 12.6% (Source: Census 2011).
- 3.24 The projected population growth indicates that there will be a significant increase in older people in Charnwood by 2028 of 27.2% and by 2036 of 48.5% for those age 65-90+ years. The **60 - 74**-year-old age group will increase by **36.3%** by 2036.
- 3.25 The HEDNA report January 2017 sets out a population increase between 2011 and 2036 of 46,379, from 165,876 to 212,255. This figure of 46,379 has been used in this Strategy as the population increase on which to base future need but the figure of 180,286 population has been taken as the 2017 base. Therefore, population increase to 2017-2036 is 31,969 (this avoids double counting of population already in the Borough).
- 3.26 Table 3.3 summarises the population projections for Charnwood, taken from the HEDNA 2017 report.

Table 3.3: Population Projections 2017-2036

YEAR	CONTEXT	POPULATION PROJECTION (SOURCE: 2014 MID-YEAR PROJECTIONS)	INCREASE YEAR ON YEAR
2017	Baseline	180,286	
2036	HEDNA 2017	212,255	28% 2011-2036
OVERALL INCREASE 2017-2036		31,969	17.77%

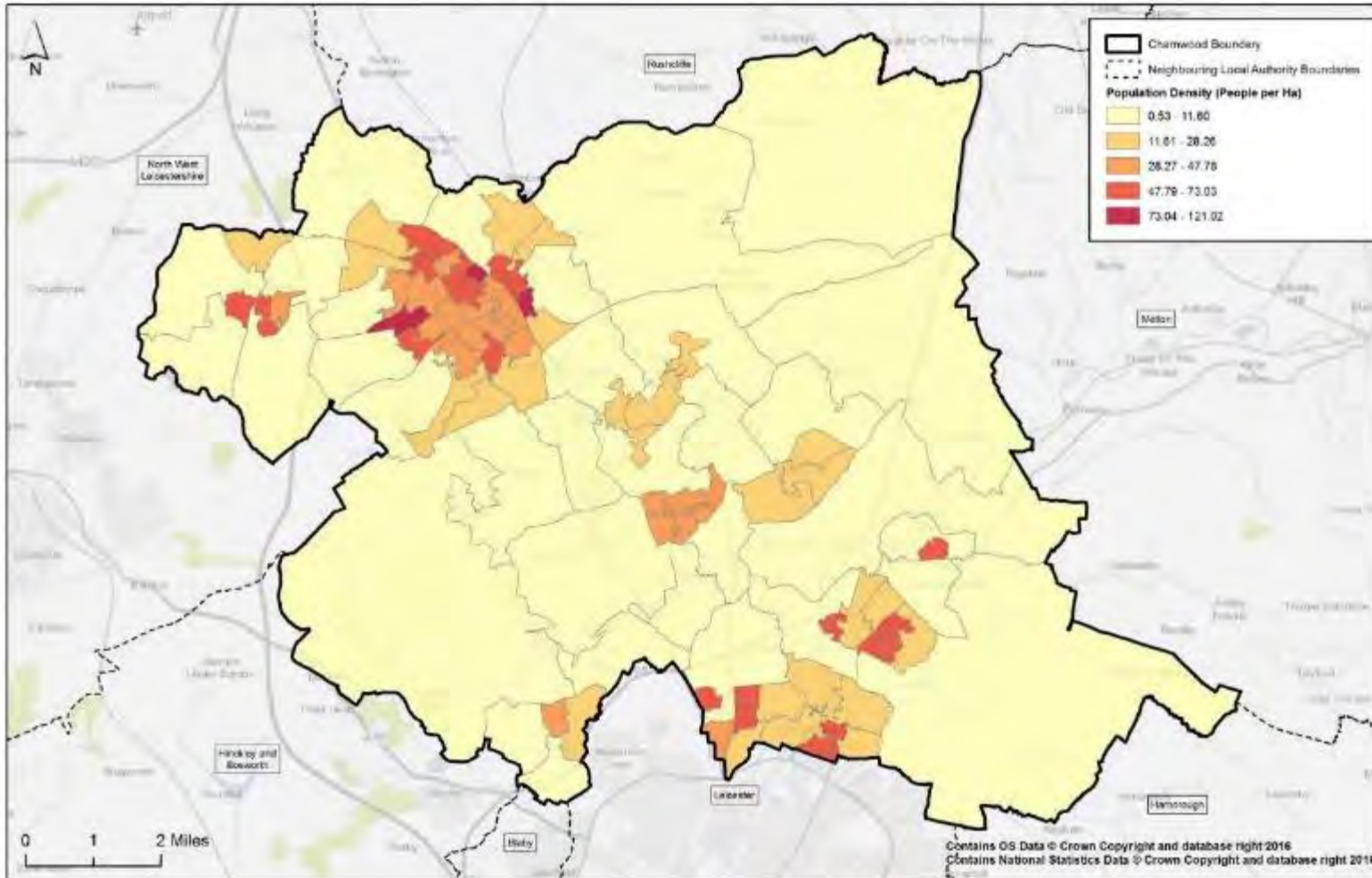
- 3.27 The figure of 31,969 is used as the basis for calculating future need for facility provision in the Borough to 2036.

Map 3.1: Population Distribution in Charnwood 2017



Usual resident population by lower super output area in Charnwood (2017)

Map 3.2: Population Density in Charnwood, 2017



Usual resident population density by lower super output area in Charnwood (2017)



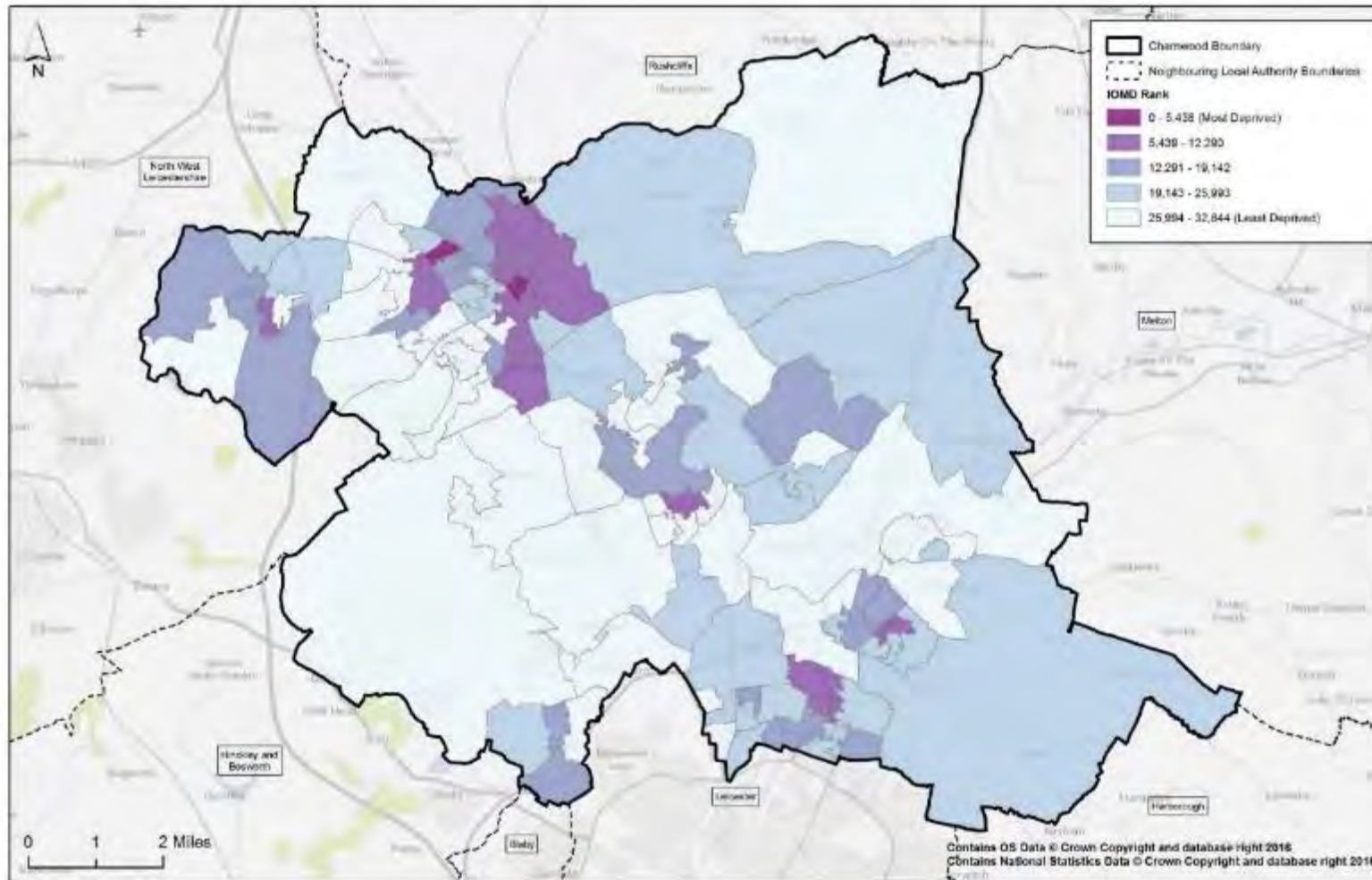
POPULATION PROFILE – DEPRIVATION

3.28 Five of Leicestershire's ten most deprived neighbourhoods fall within Charnwood, with pockets of deprivation in Loughborough, Thurmaston, Syston and Mountsorrel. This is reflected in lower than average incomes, poor health and lower levels of educational attainment.

- **Charnwood is ranked 231 out of 354 local authorities (where 354 is the least deprived) based on average deprivation scores (2010 Indices of Deprivation).**
- **67.7% of the population aged 16-74 are economically active (Census 2011).**
- **3.09% of the population aged 16-74 are unemployed but actively seeking work (Census 2011).**
- **20.5% of residents aged 16 and over, have no qualifications (Census 2011).**
- **Car ownership is high with 81.8% of households having access to at least one car; however, 18.1% of households have no access to a car. There is a net outflow of 11,000 commuters primarily to Leicester. Most of the Charnwood population live and work in the Borough.**

3.29 Map 3.3 shows the areas of deprivation in the Borough; the darker colours are the areas of highest deprivation.

Map 3.3: Levels of Deprivation in Charnwood



Index of multiple deprivation by lower super output area in Charnwood (2015)



HEALTH PROFILE

3.30 The health of people in Charnwood is generally better than the England average. Life expectancy is above the England average for men at 80.6 years compared to 79.5 years. Women’s life expectancy is 83.2 years compared to the England average of 83.4 years. Key factors from the Public Health England (PHE) Health profile 2016 are:

- In the 2011 census 48.1% of the population rated their health as very good. 3.3% that rated their health as bad and 0.9% as very bad. 6.7% of people are limited in relation to day to day activities.
- At year 6, in 2014/15 the number of children classed as obese was 17.7% better than the England average of 19.1%
- Excess weight in adults is below the England average (64.6%) at 58%.
- Recorded levels of diabetes are currently 6.5% better than the England average of 6.4%, as is death caused by CVD for under 75’s - 65.9% compared to the England average of 75.7%.
- Physical activity levels for adults is 59.8%, better than the England average of 57%.
- GCSE attainment is worse than the England average (57.3%) at 52.9%.
- With the exception of GCSE attainment Charnwood performs better than the regional averages in the areas above.

3.31 Table 3.4 shows the health costs of physical inactivity in Charnwood, compared to those at regional and national level. This highlights that costs in Charnwood are lower compared to both regional and national levels. However, with the projected population growth, of which a significant proportion are older people, Charnwood needs to be proactive to continue to maintain the current positive health profile and aim for continued improvement in the health of Charnwood residents resulting in reducing health costs further.

Table 3.4: Health costs of Physical Inactivity in Charnwood

DISEASE CATEGORY	CHARNWOOD	EAST MIDLANDS	ENGLAND
TOTAL COST	£2,551,760	£78,876,201	£944,289,723
COST PER 100,000 POPULATION	£1,586,606	£1,759,906	£1,817,285

(Source: Department of Health 2017)



SUMMARY OF KEY DEMOGRAPHIC FACTORS AND THEIR IMPLICATIONS

3.32 Table 3.5 summarises the demographic profile of Charnwood’s localities, reflecting the overall demographic analysis and factors for the Borough as discussed above.

Table 3.5: Summary of Charnwood’s Localities – Demographic Profile

LOCALITY DESCRIPTION	<ul style="list-style-type: none"> Charnwood is set in the heart of the three cities Derby, Leicester and Nottingham within the Midlands region. Loughborough is the main town in the Borough. The Borough is a combination of both rural and urban areas.
POPULATION PROFILE	<ul style="list-style-type: none"> Population will grow by 17.7% by 2036 The 65-90+ age group will be 48.5% of the population by 2036
ETHNICITY	<ul style="list-style-type: none"> 87.3% White British, 12.6% BME
HOUSING	<ul style="list-style-type: none"> 13,634 new homes projected by 2036. Key development areas; NE Leicestershire SUE, West Loughborough, Loughborough and Shepshed, Broadnook, North of Birstall
DEPRIVATION	<ul style="list-style-type: none"> Pockets of deprivation in Loughborough, Thurmaston, Syston, Mountsorrel Educational attainment below average at GCSE level.
CAR OWNERSHIP	<ul style="list-style-type: none"> 81.8% of the population has access to at least one car; 18.1% has no access to a car.
HEALTH	<ul style="list-style-type: none"> Overall health better than the national average

(Source: All statistics quoted in Table 3.6 are taken from local context documents Appendix 5)

PHYSICAL ACTIVITY AND PARTICIPATION

THE INTRINSIC VALUE OF PARTICIPATION

3.33 The value of participation in sport and physical activity is significant, and its contribution to individual and community quality of life should not be under estimated. This is true for both younger and older people; participation in sport and physical activity delivers:

- **Opportunities for physical activity, and therefore more ‘active living’**
- **Health benefits – cardio vascular, stronger bones, mobility**
- **Health improvement**
- **Mental health benefits**
- **Social benefits – socialisation, communication, inter-action, regular contact, stimulation**

3.34 In addition, participation in sport and physical activity can facilitate the learning of new skills, development of individual and team ability / performance, and provide a ‘disciplined’ environment in which participants can ‘grow’ and develop.



3.35 The benefits of regular and active participation in sport and physical activity will be important to promote in relation to future sport, leisure and physical activity in Charnwood. There is an existing audience in the Borough, which already recognise the advantages of participation, and a latent community who are ready to take part. The sport, physical activity and leisure offer in the Borough can support the delivery of the desired outcomes across a number of Borough Strategic priorities and objectives.

CURRENT PARTICIPATION RATES

3.36 In terms of the Public Health England definition for physical activity (150 minutes or equivalent of at least moderate intensity activity per week) 61.1% of adults aged 16+ years are classed as being active (Charnwood Public Health Report – 2015).

Table 3.6: Physically active and inactive adults

RATE	CHARNWOOD	EAST MIDLANDS	ENGLAND
% ACTIVE	59.8%	56.8%	57%
% INACTIVE	24.9%	28.7%	28.7%

(Source: Public Health England - Public Health Outcomes Framework. Measure: percentage of physically active and inactive adults. Time period(s): 2014)

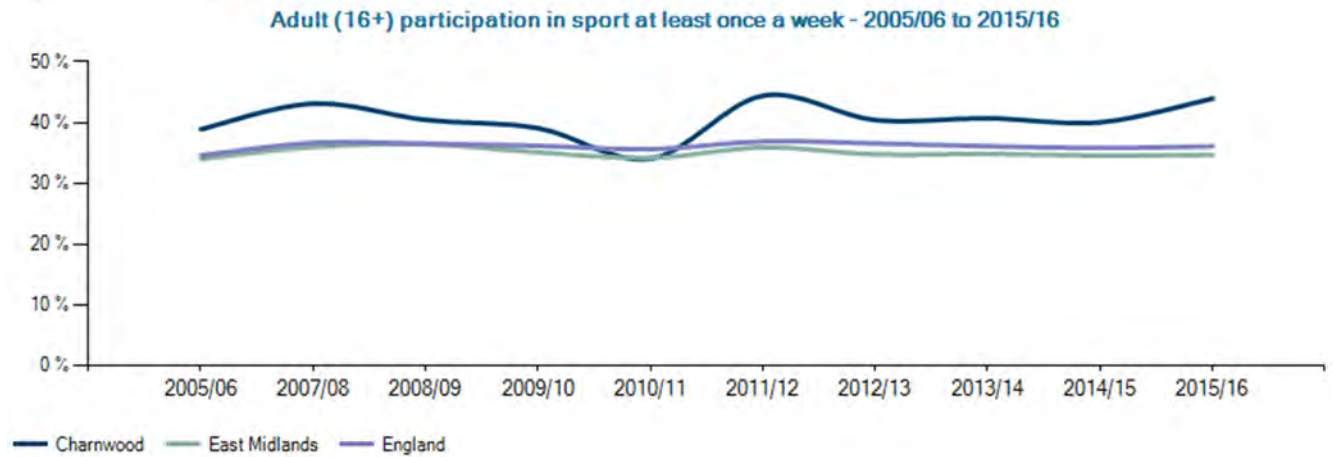
3.37 The Sport England Active People Survey (APS) shows that participation levels in Charnwood are, in 9 out of 10 years, higher than both the regional and national levels. There was a peak in participation in 2011/12 followed by a decrease through to 2014/15. As of 2015/16 levels have increased to 43.9% and are 0.8% below the 2011/12 peak.

Table 3.7: Participation Rates in Charnwood, the East Midlands and Nationally - Adult (16+) Participation in Sport (at least once a week), by year

YEAR	CHARNWOOD	EAST MIDLANDS	ENGLAND
2005/06	38.9 %	34.0 %	34.6 %
2007/08	43.1 %	36.0 %	36.6 %
2008/09	40.4 %	36.4 %	36.5 %
2009/10	39.1 %	35.1 %	36.2 %
2010/11	34.0 %	34.2 %	35.6 %
2011/12	44.4 %	35.9 %	36.9 %
2012/13	40.4 %	34.8 %	36.6 %
2013/14	40.7 %	34.8 %	36.1 %
2014/15	40.0 %	34.5 %	35.8 %
2015/16	43.9 %	34.7 %	36.1 %

(Source: Active People Survey. Measure: Adult (16+) participation in sport (at least once a week) by year, one session per week (at least 4 sessions of at least moderate intensity for at least 30 minutes in the previous 28 days). Time period(s): 2005/06, 2007/08, 2008/09, 2009/10, 2010/11, 2011/12, 2012/13, 2013/14, 2014/15, 2015/16)

Figure 3.1: Adult (16+) Participation in Sport at least once a week 2005 / 06 to 2014 / 15



(Source: Sport England Local Sports Profile November 2016)

3.38 Participation rates for adults 14+ in the Borough compared to regional and national averages are shown in Table 3.8. All of which are higher than the regional and national levels (highlighted in green) and indicates that participation is increasing.

Table 3.8: Adults 14+ Participation in Sport at least once per week - Adult (14+) Participation in Sport (at least once a week)

YEAR	CHARNWOOD	EAST MIDLANDS	ENGLAND
2012/2013	41.3 %	35.6 %	37.5 %
2013/2014	41.1 %	35.8 %	37.1 %
2014/2015	41.2 %	35.4 %	36.7 %
2015/2016	44.9 %	35.4 %	36.9 %

(Source: Active People Survey. Measure: Adult participation aged 14+, one session per week (at least 4 sessions of at least moderate intensity for at least 30 minutes in the previous 28 days). Time period(s): 2012/2013, 2013/2014, 2014/2015, 2015/2016)

- 3.39 Participation rates for 3 x 30 minutes per week (formally NI18) have increased from 23% in 2005/06 to 27.3% in 2014/16 (changed annual groupings for this data). Male participation has increased from 28 % to 29.4% in this period, female participation has increased from 17.8% to 25.2%.
- 3.40 Data for the number of adults wanting to do more sport is not available. The regional level is 56% below the national figures 57.6%.
- 3.41 Club membership has grown from 21.3% to 28.8% above both the regional and national averages. Participation in tuition and coaching is above both the regional and the national levels. Participation in competition is also above both regional and national averages.
- 3.42 Satisfaction levels with local sports provision has fluctuated from 61.7% to 69.6% from 2013/14 to 2015/16 and currently stands at 67.8%. It has consistently remained above the regional and national averages.



Table 3.9: Participation Frequency in Physical Activity - Comparison with Sport England KPIs

INDICATOR	CHARNWOOD				EAST MIDLANDS				ENGLAND			
	2012/13	2013/14	2014/15	2015/16	2012/13	2013/14	2014/15	2015/16	2012/13	2013/14	2014/15	2015/16
KPI3 - CLUB MEMBERSHIP IN THE LAST 4 WEEKS	21.3 %	21.1 %	22.4 %	28.8 %	20.3 %	20.1 %	20.4 %	20.5 %	21.0 %	21.6 %	21.8 %	22.0 %
KPI4 - RECEIVED TUITION OR COACHING IN LAST 12 MONTHS	18.5 %	17.9 %	18.5 %	24.0 %	14.8 %	14.7 %	13.9 %	15.2 %	15.8 %	16.4 %	15.6 %	15.8 %
KPI5 - TOOK PART IN ORGANISED COMPETITION IN LAST 12 MONTHS	14.3 %	15.2 %	16.5 %	23.3 %	12.4 %	13.1 %	12.7 %	12.9 %	11.2 %	13.3 %	13.3 %	13.3 %
KPI6 - VERY/FAIRLY SATISFIED WITH LOCAL SPORTS PROVISION	61.7 %	69.6 %	69.3 %	67.8 %	61.5 %	63.0 %	60.9 %	60.0 %	60.3 %	61.6 %	61.8 %	62.2 %

* Data unavailable, question not asked or insufficient sample size

(Source: Active People Survey. Measure: Key Performance Indicators 3,4,5,6. Time Period(s): 2012/13, 2013/14, 2014/15, 2015/16)



SPORTS ACTIVITY

3.43 The Active People Survey 10 (APS10) identifies that Cycling (16.7%), Swimming (7.6%), Fitness Classes (5.1%) are the top sports in which people participate at least once a month in the Borough. Top sports by local area are based on the assumption that these are aligned to those sports which have the highest participation nationally, so data has only been run for those sports which have the highest participation at national level. The Active Lives Survey will replace the APS in the future. Active Lives Year 2 data (2016/17) for Charnwood highlights the following:

- **77.8 % of Charnwood's residents aged 16+ took part in sport and physical activity at least twice in the 28 days prior to the survey being undertaken**
- **23.9% of the Borough's population is inactive – i.e. they had undertaken less than 30 minutes physical activity or sport in the last 28 days**
- **15.7% of the Borough's population had undertaken at least 30-149 minutes physical activity or sport in the last 28 days**
- **60.4% of the Borough's population had undertaken at least 150 minutes physical activity or sport in the last 28 days (including gardening)**

3.44 This data further highlights that whilst many in the Borough are physically active, the regularity of this could still increase, and there is still almost a fifth of the population who are not active enough to gain any health benefits.

MARKET SEGMENTATION

3.45 Sport England's market segmentation model comprises of 19 'sporting' segments (See Appendix 5). The relevance of Market Segmentation is that it is designed to assist understanding of attitudes, motivations and perceived barriers to sports participation and to assist agencies involved in the delivery of sport and recreation to develop tailored interventions, communicate more effectively with the target market and to better understand participation in the context of life stages and cycles. This in turn helps to inform the nature and extent of facilities that should be provided to meet local need and demand.

3.46 In Charnwood, the dominant segments are; Philip, Tim, Roger & Joy, Elsie& Arnold, Elaine and Jackie. These are described in Table 3.10.

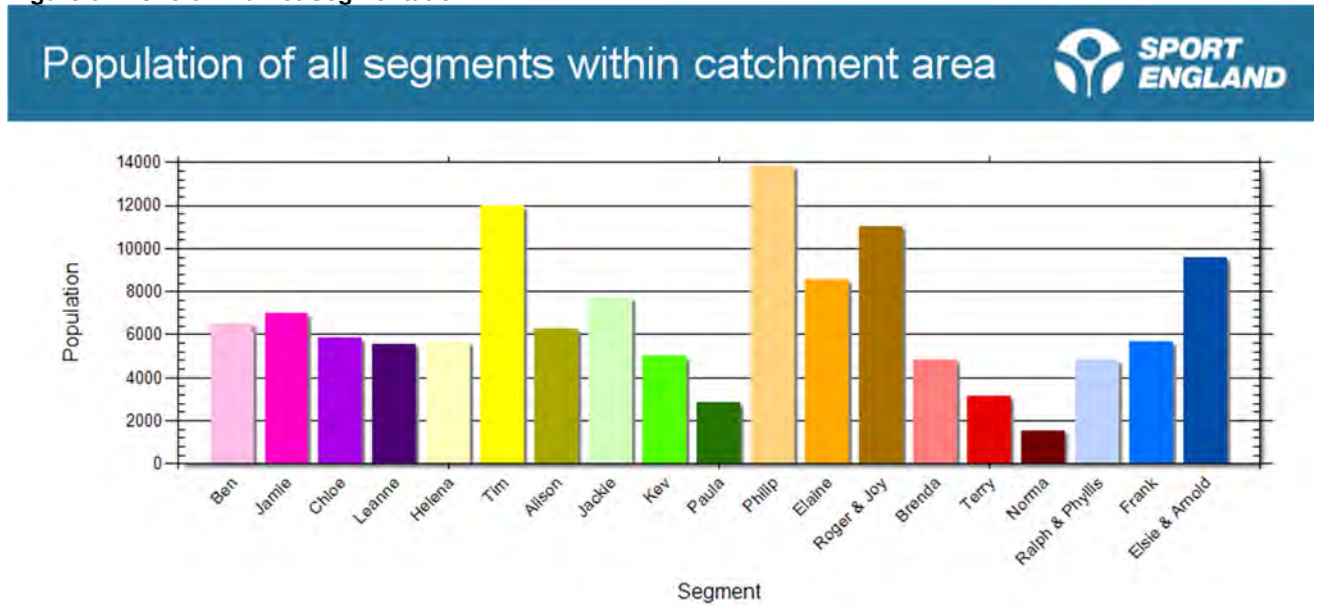


Table 3.10: Summary of Market Segmentation for Charnwood

MARKET SEGMENT	KEY CHARACTERISTICS	% CHARNWOOD	ACTIVITIES / SPORTS THAT APPEAL TO SEGMENT
PHILIP COMFORTABLE MID- LIFE MALES	<p>Mid-life professional, sporty males with older children and more time to themselves.</p> <p>Philip's sporting activity levels are above the national average. The top sports that Philip participates in are cycling and 16% of this segment do this at least once a month, almost double the national average. Philip also enjoys keep fit/gym, swimming, football, golf and athletics (running). His participation in most of his top sports is above the national average, which is indicative of the priority he places on sport.</p>	10.9%	Cycling, keep fit / Gym, Swimming, Football, Golf, Athletics or Running
TIM SETTLING DOWN MALES	<p>Tim is an active type that takes part in sport on a regular basis. He is aged 26-35, may be married or single, is career professional and may or may not have children. Tim participates in very active, technical sports, team sports, individual activities and is likely to have a gym membership.</p>	9.4%	Cycling, keep fit / gym, swimming, Football, Athletics or Running, Football
ROGER & JOY	<p>Early Retirement Couple. Free-time couples nearing the end of their careers (aged 56-65).</p>	8.6%	Keep fit / gym, swimming, cycling, golf and angling
ELSIE & ARNOLD RETIREMENT HOME SINGLES	<p>Retired singles or widowers, predominantly female, living in sheltered accommodation. Aged 66+ years.</p> <p>Elsie & Arnold are much less active than the average adult population. They are likely to be doing less sport than 12 months ago, mainly due to health or injury. The top sports that Elsie & Arnold participate in are 10% of this group take part in 'keep fit/gym', 7% take part in swimming, and 3% in bowls</p>	7.5%	Keep fit / gym, Swimming, Bowls
ELAINE	<p>Empty Nest Career Ladies. Mid-life professionals who have more time for themselves since their children left home (aged 46-55).</p>	6.7%	Keep fit / gym, swimming, cycling, athletics or running, tennis and badminton.
JACKIE	<p>Middle England Mums. Mums (aged 36-45) juggling work, family and finance.</p>	6.1%	Keep fit / gym, Swimming, Cycling

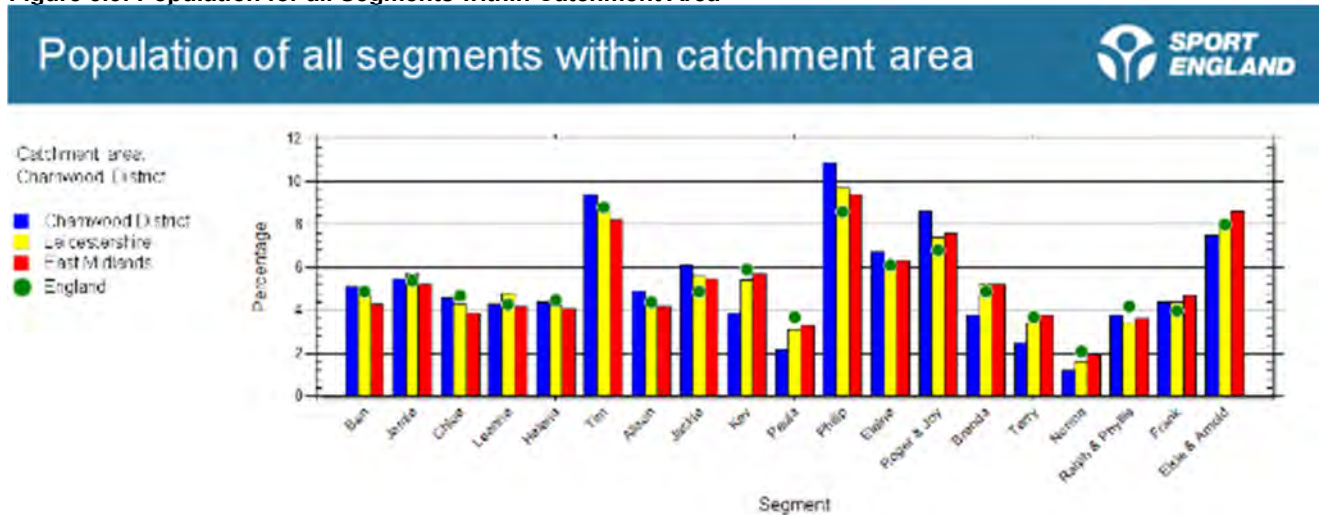
3.47 The overall market segmentation i.e. the range of different once a month participation categories, of the Borough is shown in Figure 3.2:

Figure 3.2: Overall Market Segmentation



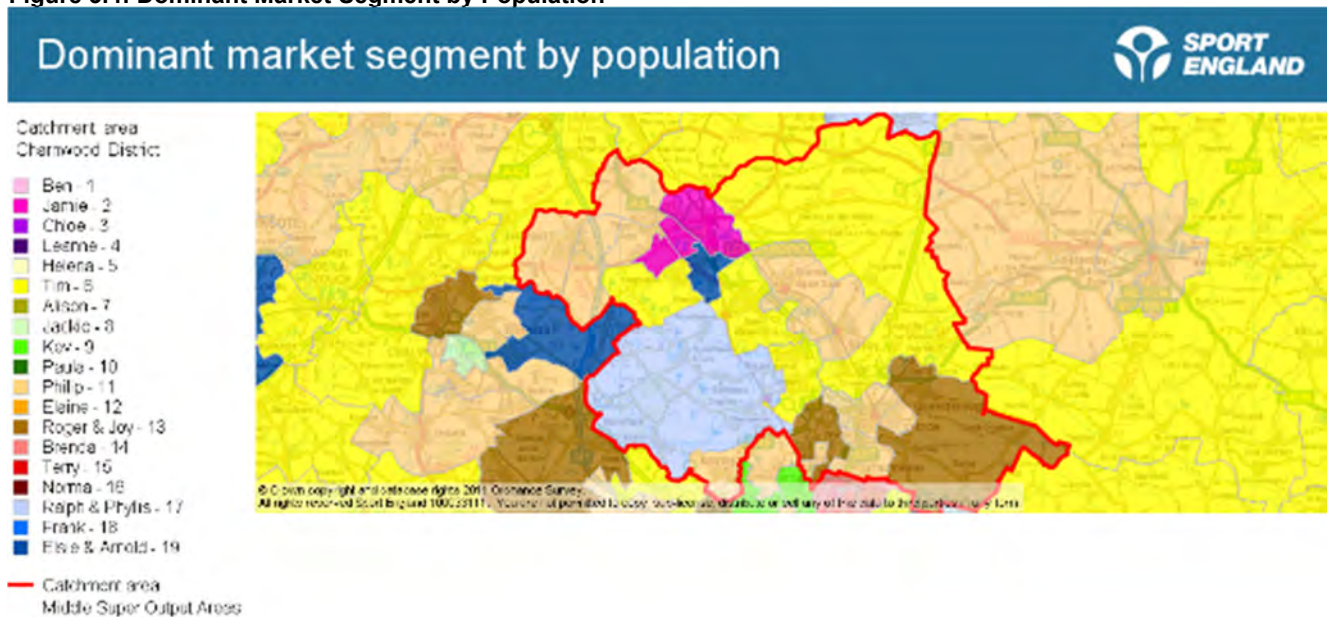
3.48 Figure 3.3 compares the identified dominant market segments as a percentage of the population in the Borough and with the county, regional and national percentages.

Figure 3.3: Population for all Segments within Catchment Area



3.49 In terms of geographic distribution Tim dominates in the Eastern side of the Borough; Philip can be seen in a series of clusters throughout the Borough. Ralph and Phyllis dominate the South West and Roger and Joy the South East. Around the Loughborough area, linked to the provision of the University, and a large number of resident young people, Jamie is dominant.

Figure 3.4: Dominant Market Segment by Population



- 3.50 The market segmentation illustrates, in sports participation terms, the diversity of the Borough, and therefore the need to ensure that future provision addresses local needs, based on population age, structure, health inequalities, and current participation levels, as well as interest, and existing facility infrastructure.
- 3.51 Given that the dominant segments will tend to participate in these sports, it will be important to retain good quality facilities and therefore opportunities, for Cycling, keep fit / Gym, Swimming, Bowls, Badminton in the Borough, to ensure existing participation levels are retained as a minimum, and wherever possible, increased.

THE ECONOMIC VALUE OF SPORT

- 3.52 Sport has a valuable role to play in benefitting the health and social economy of the nation and at local level. It is estimated (Source: Sport England Local Profile 2015, and the Economic Value of Sport, 2013) that sport makes an £11.3 billion contribution to the health economy of England. In 2013, sport contributed gross value-add (GVA) of £20.3 billion to the economy in England. In Charnwood, the total GVA value was £56.3M (£43.1m accounts for participation in sport). Overall, sport generates £74.2m of health benefits in the Borough.
- 3.53 There is also significant economic value to the Borough of the University of Loughborough, and its international sporting reputation.
- 3.54 This demonstrates the value of sport at local level in both participative and health terms, as well as economic. More people being active on a regular basis will increase this benefit, and impact positively in individual and community health terms.



4. STAGE B - EXISTING FACILITY PROVISION

INTRODUCTION

- 4.1. The current level and nature of facility provision in Charnwood, has been assessed across the Borough. The population base used for the assessment and analysis is the 2017 HEDNA Report (based on 2014 mid-year estimates), as set out in detail in Section 3. The figure of 31,969 is used as the basis for calculating future need for facility provision in the Borough to 2036.

SUPPLY OF FORMAL SPORT AND RECREATIONAL FACILITIES IN CHARNWOOD

- 4.2. The following summarises the existing indoor sports facilities across Charnwood:

Table 4.1: Existing Indoor Sports Facilities – Charnwood (Source: combination of SLL research, FPM and Active Places Data)

FACILITIES	CHARNWOOD
SPORTS HALL (3+ COURTS)	24
SWIMMING POOLS	14
HEALTH AND FITNESS	26
STUDIOS	20
SQUASH COURTS	16
INDOOR BOWLS	1

N.B. Outdoor facilities and Indoor Tennis are covered in the 2018 Charnwood Playing Pitch Strategy (PPS)

- 4.3. It is important to highlight from the outset that this Strategy is not just about formal sports facility provision, but also looks at opportunities for increased use of informal places and spaces. Community halls can be used for sport and physical activity even if they are not purpose designed nor marked for such use and can often provide an introductory experience of sport and physical activity, or a more accessible option for those who are older, have no access to private transport, or who have commitments which make it hard for them to travel to formal facilities.
- 4.4. Increased use of the outdoors, open spaces, parks, recreation grounds, and community halls also has significant potential to contribute to increasing levels of participation in physical activity at a very local level, and to addressing rising levels of obesity and other health inequalities.
- 4.5. Based on the Active Places database, the Sport England Facility Planning Model (FPM), the local sports profile data (Sport England), and the audit undertaken to inform this Strategy, the maps used in the following facility assessments show the extent of existing sport and leisure-built facility provision in Charnwood.
- 4.6. Active Places allows sports facilities in an area to be identified. Nationally, it contains information regarding 50,000 facilities, across eleven facility types.
- 4.7. Users of sport and recreation facilities do not recognise administrative boundaries and will use facilities that are convenient and/or provide a quality/value for money experience. Ownership and management are, in this context, a minor consideration for most users.



- 4.8. The availability of facilities in neighbouring areas can and does influence sports facility usage patterns, as does access to private transport and availability of public transport. Good public transport means that accessing facilities is easier than in other areas. There is cross-border use of neighbouring authority facilities, with significant migration towards Leicester.

CATCHMENT AREAS

- 4.9. Catchment areas for different types of provision provide a means of identifying areas currently not served by existing indoor sports facilities. It is however, recognised that catchment areas vary from person to person, day to day, hour to hour, and are also very different in rural and urban areas. This problem is overcome by accepting the concept of 'effective catchment', defined as the distance travelled by around 75-80% of users. The Maps in Section 4 demonstrate catchment areas for facility provision in Charnwood based on this approach, which uses a 20-minute drive time as a catchment area for sports facilities.

PUBLIC TRANSPORT

- 4.10. Car ownership is high with 81.8% of households having access to at least one car; however, 8.1% of households have no access to a car. Therefore, the ability to access provision on foot is important, particularly in the more urban, and deprived areas. There is a net outflow of 11,000 commuters primarily to Leicester. Most of the population live and work in the borough.
- 4.11. 80% of people who live in Charnwood describe themselves as having '**good access**' to public transport. There is therefore a need to be able to access sports facilities on foot or by public transport in all areas.

STAGE B (ANOG) - ASSESSMENT OF EXISTING SPORTS FACILITY PROVISION IN CHARNWOOD

- 4.12. This section sets out the Stage B information required by the ANOG process. It provides a detailed picture of existing facilities in Charnwood:
- **QUANTITY:** how many of each type there are
 - **QUALITY:** their age and condition
 - **ACCESSIBILITY:** who owns and operates the facilities, facility location and catchment areas
 - **AVAILABILITY:** whether the facilities are available to all residents, and whether there is pay and play access
- 4.13. Given the inter-related nature of these four key areas, Section 4 covers each facility type in turn, and assesses it in terms of these four key areas. Section 5 then pulls together all the data collected to provide an overall summary of each facility type, current and future provision. Section 6 applies the analysis of the provision to identified needs in Charnwood, and Section 7 sets out the recommendations to be implemented through the Action Plan, to address these identified needs and gaps.
- 4.14. Given the range of facilities in Charnwood, each type is summarised below and assessed separately, to provide a more detailed picture of the current supply and demand, and critically future need.



4.15. As per the study brief, the formal indoor facility types assessed are:

- **Sports Halls (including schools and community buildings), and covering indoor sports hall sports such as, badminton, basketball, netball and volleyball**
- **Health & Fitness Centres (including dance/aerobic studios)**
- **Squash Courts**
- **Swimming Pools**
- **Indoor Bowls Centres**

4.16. In addition to the above, reference is also made to the various village/community halls in the area, which provide informal space for a wide range of physical activity and recreational activities.

4.17. It is important to highlight that community use, and specifically pay and play access is the focus of the facility assessment. Community use applies to clubs, the public and community associations/groups; pay and play community access refers to the public.

4.18. The latter is really important because those who are inactive are highly unlikely to join a club to use a facility; therefore, it is only by ensuring there is sufficient pay and play community access to formal and informal facilities, that participation is likely to increase, and particularly amongst those who are currently inactive. Community use provided for clubs is also very important, given that club members are also part of the overall community, but these individuals are more likely to be active already.

4.19. It is also very important to highlight that in Charnwood, there is no pay and play community access to education sites, Loughborough University, and Welbeck Defence College. However, these sites do provide varying degrees of community access for use by clubs, and community associations. In this respect, the 2018 Charnwood Borough Indoor Sports Facility Strategy recognises and assesses these facilities, but not in relation to pay and play community access; this is where the Indoor Sports Facility Strategy is different to the 2018 Charnwood Borough Playing Pitch Strategy.

4.20. The 2018 Charnwood Borough Playing Pitch Strategy deals predominantly with sports clubs and teams so in that assessment, education sites are classed as providing community access, because pitches and courts are used by clubs.

4.21. Both the 2018 Charnwood Borough Playing Pitch Strategy and 2018 Charnwood Borough Indoor Sports Facility Strategy are consistent in that education sites provide community access, as opposed to pay and play community access; the latter is a primary focus of the 2018 Charnwood Borough Indoor Sports Facility Strategy, so specific facilities have not been included in facility modelling, because they do not provide this type of access.



OPERATIONAL MANAGEMENT OF CHARNWOOD BOROUGH COUNCIL FACILITIES

4.22. Fusion Lifestyle delivers the operational management of Charnwood Borough Council's leisure facilities. The Council's facilities were previously operated by Serco Leisure. The following facilities are managed by Fusion under contract until 2022.

- **Loughborough Leisure Centre**
- **Soar Valley Leisure Centre**
- **South Charnwood Leisure Centre**

QUALITY AUDITS

4.23. The quality audits comprise an independent visual assessment of the quality and condition of the facilities; results are recorded on the ANOG assessment sheet, developed by Sport England, and scored, based on the Sport England system set out in Table 4.2. Details of the individual audits undertaken are included in Appendix 2 (2a – 2aa). The audit scores are based on a numerical value, detailed on each assessment sheet, as follows:

Table 4.2: Audit Scoring System

KEY	RATING
>80%	Excellent
60% - 80%	Good
40% - 59%	Average
20%-39%	Poor
<20%	Very Poor

4.24. A facility scoring highly in terms of visual quality and condition (good – excellent) is likely to require less investment than one which in a poorer visual condition (average – very poor). The combination of the scores, results in the facility rating, and identification of investment need (significant, moderate etc.).

4.25. A summary of the overall qualitative assessments is included at Appendix 2.

ASSESSMENT OF INDIVIDUAL FACILITY TYPES

SPORTS HALLS

4.26. Indoor, multi-sports halls are defined as areas where a range of sport and recreational activities are carried out. They are at least 10m x 18m (e.g. the size of one badminton court including surrounding safety area) and include specifically designed venues such as leisure centres and school sports halls. The definition also applies to halls where activities can take place, such as school assembly halls, community buildings and community centres (the main ones are included in Table 4.4 below). Specialist centres, e.g. dance centres, are not included. Other ancillary halls are included as facilities where they are provided on the same site as a minimum 3 badminton court sports hall, as per the Facility Planning Model (FPM).

4.27. There are other community centres in Charnwood, but these either are not at least 1 badminton court size, or they are not on the site of a strategic size sports hall. These community centre facilities are referenced in Table 4.4.

4.28. Strategic sized sports halls are a minimum size of 3 badminton courts.



QUANTITY- SPORTS HALLS AND ACTIVITY HALLS IN CHARNWOOD

4.29. The supply analysis identifies that Charnwood has a total of 25 sports halls across 18 sites. Appendix 8 details the overall sports hall supply in Charnwood.

(Source SE Active Places May 2017)

4.30. There are:

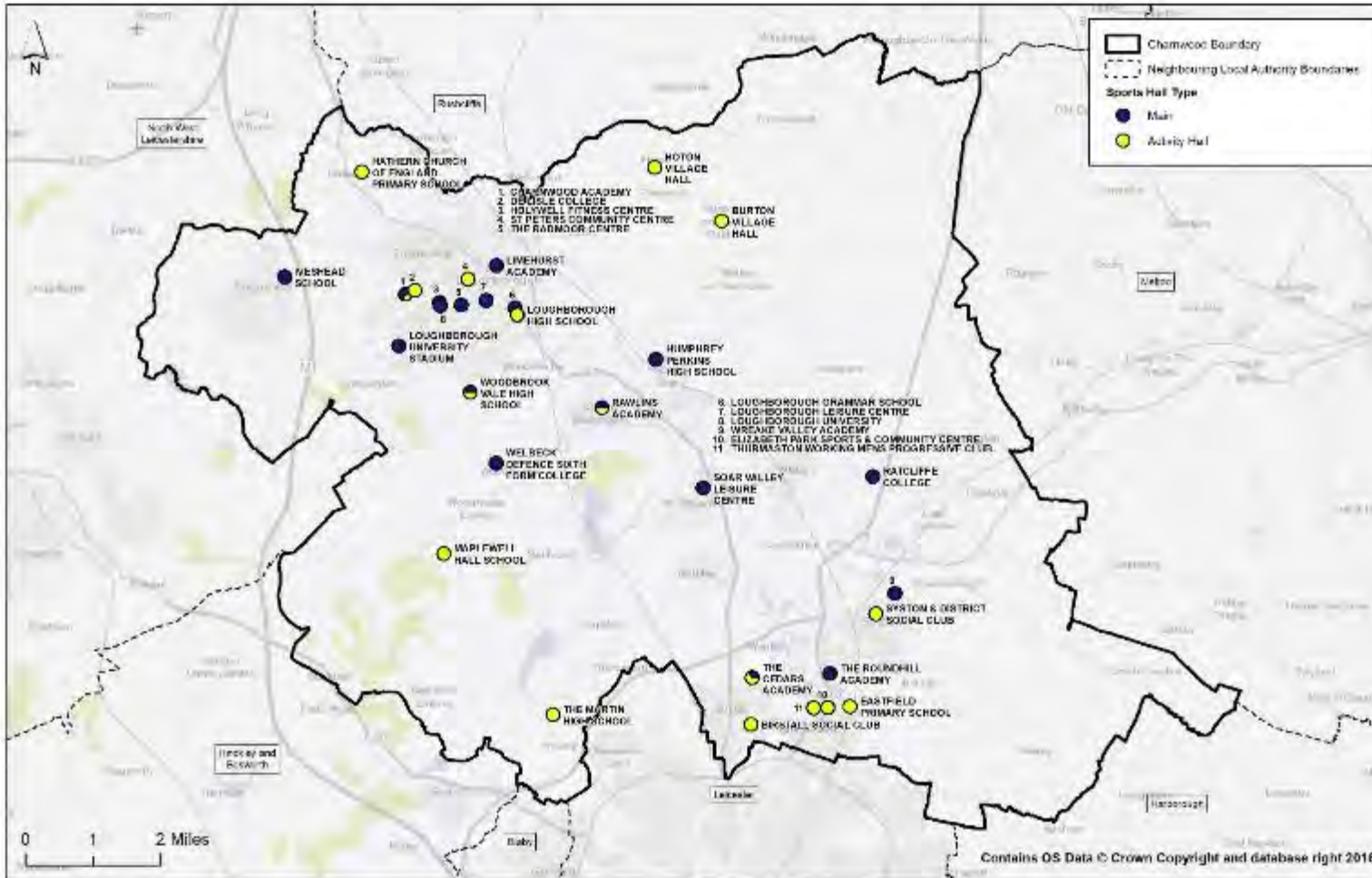
- **A total of 25 sports halls and 18 activity halls across 32 sites**
- **24 main halls in total (all strategic size i.e. 3 courts+)**
- **3 community accessible pay and play sports halls (all strategic size i.e. 3 courts+)**
- **20 community accessible sports halls i.e. available for sports club use, 4 not available (University use only);**

4.31. The sports halls are operated through Charnwood Borough Council's leisure operator, Fusion, by education or community associations, Parish/Town Councils.

4.32. The overall supply of sports halls and activity halls is shown in Appendix 7 Table 4.4 and Map 4.1.

4.33. 3 + court sports halls (i.e. strategic size) are shown in Appendix 7; those available for pay and play community usage are highlighted in grey and shown in Table 4.4. Table 4.5 shows activity halls with those available for community use highlighted in grey.

Map 4.1: Sports Halls and Activity Halls in Charnwood



Sports Halls by type in Charnwood



Table 4.3: Supply of Community Accessible Sports Halls and Activity Halls

(pay and play and sports clubs/associations)). Pay and play community accessible facilities are highlighted in grey and bold, white font)

SITE NAME	POST CODE	FACILITY TYPE	FACILITY SUB TYPE	UNIT	NUMBER OF COURTS	ACCESS TYPE	OWNERSHIP TYPE	MANAGEMENT TYPE	YEAR BUILT	YEAR REFURBISHED
BIRSTALL SOCIAL CLUB	LE4 4JS	Sports Hall	Activity Hall	Badminton courts	0	Sports Club / Community Association	Community Organisation	Community Organisation	n/a	n/a
BURTON VILLAGE HALL		Sports Hall	Activity Hall	Badminton courts	0	Sports Club / Community Association	Parish Council	Community Organisation	n/a	n/a
CHARNWOOD ACADEMY	LE11 4SQ	Sports Hall	Main	Badminton courts	4	Sports Club / Community Association	Academies	School/College/University (in house)	1955	n/a
DE LISLE COLLEGE	LE11 4SQ	Sports Hall	Activity Hall	Badminton courts	1	Private Use	Academies	School/College/University (in house)	1959	n/a
EASTFIELD PRIMARY SCHOOL	LE4 8FP	Sports Hall	Activity Hall	Badminton courts	2	Private Use	Academies	School/College/University (in house)	n/a	n/a
ELIZABETH PARK SPORTS & COMMUNITY CENTRE	LE4 8FN	Sports Hall	Activity Hall	Badminton courts	1	Sports Club / Community Association	Parish Council	Parish Council	1996	2011
HOLYWELL FITNESS CENTRE	LE11 3TT	Sports Hall	Main	Badminton courts	4	University Use	University	School/College/University (in house)	2014	n/a
HOTON VILLAGE HALL	LE12 5SF	Sports Hall	Activity Hall	Badminton courts	1	Sports Club / Community Association	Parish Council	Parish Council	1908	2009



CHARNWOOD BOROUGH COUNCIL INDOOR FACILITY STRATEGY

SITE NAME	POST CODE	FACILITY TYPE	FACILITY SUB TYPE	UNIT	NUMBER OF COURTS	ACCESS TYPE	OWNERSHIP TYPE	MANAGEMENT TYPE	YEAR BUILT	YEAR REFURBISHED
HUMPHREY PERKINS HIGH SCHOOL	LE12 8JU	Sports Hall	Main	Badminton courts	4	Sports Club / Community Association	Academies	School/College/University (in house)	2006	n/a
IVESHEAD SCHOOL	LE12 9DB	Sports Hall	Main	Badminton courts	4	Sports Club / Community Association	LEA	School/College/University (in house)	1976	n/a
IVESHEAD SCHOOL	LE12 9DA	Sports Hall	Main	Badminton courts	4	Sports Club / Community Association	LEA	School/College/University (in house)	1975	2007
LIMEHURST ACADEMY	LE11 1NH	Sports Hall	Main	Badminton courts	4	Sports Club / Community Association	Academies	School/College/University (in house)	2001	n/a
LOUGHBOROUGH GRAMMAR SCHOOL	LE11 2DU	Sports Hall	Main	Badminton courts	4	Sports Club / Community Association	Other Independent School	School/College/University (in house)	1978	n/a
LOUGHBOROUGH HIGH SCHOOL	LE11 2DU	Sports Hall	Activity Hall	Badminton courts	1	Sports Club / Community Association	Other Independent School	School/College/University (in house)	1950	2016
LOUGHBOROUGH LEISURE CENTRE	LE11 3HE	Sports Hall	Main	Badminton courts	8	Pay and Play	Local Authority	Trust	1975	2012
LOUGHBOROUGH UNIVERSITY (SIR DAVID WALLACE)	LE11 3TU	Sports Hall	Main	Badminton courts	12	Limited Pay and Play (4 courts)	University	School/College/University (in house)	1996	n/a
LOUGHBOROUGH UNIVERSITY (BADMINTON CENTRE)	LE11 3TU	Sports Hall	Main	Badminton courts	4	University use only	University	School/College/University (in house)	2003	n/a



CHARNWOOD BOROUGH COUNCIL INDOOR FACILITY STRATEGY

SITE NAME	POST CODE	FACILITY TYPE	FACILITY SUB TYPE	UNIT	NUMBER OF COURTS	ACCESS TYPE	OWNERSHIP TYPE	MANAGEMENT TYPE	YEAR BUILT	YEAR REFURBISHED
LOUGHBOROUGH UNIVERSITY (2 INDOOR NETBALL COURTS)	LE11 3TU	Sports Hall	Main	Badminton courts	5	University use only	University	School/College/University (in house)	n/a	2012
LOUGHBOROUGH UNIVERSITY (HOLYWELL PARK)	LE11 3TU	Sports Hall	Main	Badminton courts	4	University use only	University	School/College/University (in house)	n/a	2012
MAPLEWELL HALL SCHOOL	LE12 8QY	Sports Hall	Activity Hall	Badminton courts	1	Private Use	Community Special School	School/College/University (in house)	1955	2008
RATCLIFFE COLLEGE	LE7 4SG	Sports Hall	Main	Badminton courts	4	Sports Club / Community Association	Other Independent School	School/College/University (in house)	1975	n/a
RAWLINS ACADEMY	LE12 8DY	Sports Hall	Main	Badminton courts	4	Sports Club / Community Association	Academies	School/College/University (in house)	1987	n/a
RAWLINS ACADEMY	LE12 8DY	Sports Hall	Activity Hall	Badminton courts	1	Sports Club / Community Association	Academies	School/College/University (in house)	1987	n/a
SOAR VALLEY LEISURE CENTRE	LE12 7FG	Sports Hall	Main	Badminton courts	4	Pay and Play	Local Authority	Charitable Company	2004	n/a
SILEBY COMMUNITY CENTRE	LE12 7RX	Sports Hall	Main	Badminton courts	1	Pay and Play	Parish Council	Parish Council	No details available	No details available
SILEBY COMMUNITY CENTRE	LE12 7RX	Sports Hall	Activity	Badminton courts	0	Pay and Play	Parish Council	Parish Council	No details available	No details available



CHARNWOOD BOROUGH COUNCIL INDOOR FACILITY STRATEGY

SITE NAME	POST CODE	FACILITY TYPE	FACILITY SUB TYPE	UNIT	NUMBER OF COURTS	ACCESS TYPE	OWNERSHIP TYPE	MANAGEMENT TYPE	YEAR BUILT	YEAR REFURBISHED
ST PETERS COMMUNITY CENTRE	LE11 5EQ	Sports Hall	Activity Hall	Badminton courts	1	Sports Club / Community Association	Diocese	Community Organisation	n/a	n/a
SYSTON & DISTRICT SOCIAL CLUB	LE7 1GP	Sports Hall	Activity Hall	Badminton courts	0	Sports Club / Community Association	Community organisation	Community organisation	n/a	n/a
THE CEDARS ACADEMY	LE4 4GH	Sports Hall	Main	Badminton courts	4	Sports Club / Community Association	Academies	School/College/University (in house)	1977	n/a
THE CEDARS ACADEMY	LE4 4GH	Sports Hall	Activity Hall	Badminton courts	1	Sports Club / Community Association	Academies	School/College/University (in house)	1956	2008
THE CEDARS ACADEMY	LE4 4GH	Sports Hall	Activity Hall	Badminton courts	1	Sports Club / Community Association	Academies	School/College/University (in house)	1956	n/a
THE MARTIN HIGH SCHOOL	LE7 7EB	Sports Hall	Activity Hall	Badminton courts	1	Sports Club / Community Association	Academies	School/College/University (in house)	1955	n/a
THE MARTIN HIGH SCHOOL	LE7 7EB	Sports Hall	Activity Hall	Badminton courts	1	Sports Club / Community Association	Academies	School/College/University (in house)	1955	n/a
THE RADMOOR CENTRE	LE11 3BT	Sports Hall	Main	Badminton courts	4	Sports Club / Community Association	Further Education	School/College/University (in house)	2004	n/a
THE RADMOOR CENTRE	LE11 3BT	Sports Hall	Main	Badminton courts	4	Sports Club / Community Association	Further Education	School/College/University (in house)	1990	2011



SITE NAME	POST CODE	FACILITY TYPE	FACILITY SUB TYPE	UNIT	NUMBER OF COURTS	ACCESS TYPE	OWNERSHIP TYPE	MANAGEMENT TYPE	YEAR BUILT	YEAR REFURBISHED
THE ROUNDHILL ACADEMY	LE4 8GQ	Sports Hall	Main	Badminton courts	4	Sports Club / Community Association	Academies	School/College/University (in house)	n/a	2007
THURMASTON WORKING MEN'S PROGRESSIVE CLUB	LE4 8EE	Sports Hall	Activity Hall	Badminton courts	0	Sports Club / Community Association	Community organisation	Community organisation	n/a	n/a
WELBECK DEFENCE SIXTH FORM COLLEGE	LE12 8WD	Sports Hall	Main	Badminton courts	4	Sports Club / Community Association	Other Independent School	School/College/University (in house)	2005	n/a
WOODBROOK VALE HIGH SCHOOL	LE11 2ST	Sports Hall	Activity Hall	Badminton courts	1	Sports Club / Community Association	Academies	School/College/University (in house)	1982	2005
WOODBROOK VALE HIGH SCHOOL	LE11 2ST	Sports Hall	Main	Badminton courts	3	Sports Club / Community Association	Academies	School/College/University (in house)	2015	n/a
WREAKE VALLEY ACADEMY	LE7 1LY	Sports Hall	Main	Badminton courts	4	Sports Club / Community Association	Academies	School/College/University (in house)	1972	n/a
WREAKE VALLEY ACADEMY	LE7 1LY	Sports Hall	Main	Badminton courts	4	Sports Club / Community Association	Academies	School/College / University (in house)	1972	n/a

N.B. Hind Leys College and Shephed High School have merged to form Iveshead School; Charnwood Community College is now Charnwood Academy.

Note two new sports halls are planned – North East of Loughborough SUE (4 Courts) and West of Loughborough SUE (3 Courts). For the former provision is agreed in a Section 106 Agreement while in the latter provision has been provisionally agreed and is awaiting signing. Therefore, it is known what provision will be coming forward in these two areas.

- 4.34. All 3 + court sports halls (i.e. strategic size) are shown in Table 4.4; those available for pay and play community usage are highlighted in grey. Map 4.2 shows the sports halls which are available for pay and play use (green dots), and those that only offer access to sports clubs and associations (yellow dots).



Table 4.4: Strategic size sports halls (i.e. 3+ courts) available for Community Use

(Community Use = Pay and Play community accessible, and community use for clubs and groups). Pay and Play community accessible halls are highlighted in grey.

SITE NAME	POST CODE	FACILITY TYPE	FACILITY SUB TYPE	UNIT	NUMBER	ACCESS TYPE	OWNERSHIP TYPE	MANAGEMENT TYPE	YEAR BUILT	YEAR REFURBISHED
CHARNWOOD ACADEMY	LE11 4SQ	Sports Hall	Main	Badminton courts	4	Sports Club / Community Association	Academies	School/College/University (in house)	1952	2007
CHARNWOOD ACADEMY	LE11 4SQ	Sports Hall	Main	Badminton courts	4	Sports Club / Community Association	Academies	School/College/University (in house)	1999	n/a
IVESHEAD SCHOOL	LE12 9DB	Sports Hall	Main	Badminton courts	4	Sports Club / Community Association	LEA	School/College/University (in house)	1976	n/a
IVESHEAD SCHOOL	LE12 9DA	Sports Hall	Main	Badminton courts	4	Sports Club / Community Association	LEA	School/College/University (in house)	1975	2007
HUMPHREY PERKINS HIGH SCHOOL	LE12 8JU	Sports Hall	Main	Badminton courts	4	Sports Club / Community Association	Academy	School/College/University (in house)	2006	n/a
LIMEHURST ACADEMY	LE11 1NH	Sports Hall	Main	Badminton courts	4	Sports Club / Community Association	Academies	School/College/University (in house)	2001	n/a
LOUGHBOROUGH GRAMMAR SCHOOL	LE11 2DU	Sports Hall	Main	Badminton courts	4	Sports Club / Community Association	Other Independent School	School/College/University (in house)	1978	n/a



SITE NAME	POST CODE	FACILITY TYPE	FACILITY SUB TYPE	UNIT	NUMBER	ACCESS TYPE	OWNERSHIP TYPE	MANAGEMENT TYPE	YEAR BUILT	YEAR REFURBISHED
LOUGHBOROUGH LEISURE CENTRE	LE11 3HE	Sports Hall	Main	Badminton courts	8	Pay and Play	Local Authority	Trust	1975	2012
LOUGHBOROUGH UNIVERSITY (SIR DAVID WALLACE)	LE11 3TU	Sports Hall	Main	Badminton courts	12	Pay and Play (limited, and based on 4 courts only)	Higher Education Institution	School/College/University (in house)	1996	n/a
LOUGHBOROUGH UNIVERSITY (BADMINTON CENTRE)	LE11 3TU	Sports Hall	Main	Badminton courts	4	University Use only	Higher Education Institution	School/College/University (in house)	2003	n/a
LOUGHBOROUGH UNIVERSITY (2 INDOOR NETBALL COURTS)	LE11 3TU	Sports Hall	Main	Badminton courts	5	University Use only	Higher Education Institution	School/College/University (in house)	n/a	2012
LOUGHBOROUGH UNIVERSITY (HOLYWELL PARK)	LE11 3TU	Sports Hall	Main	Badminton courts	4	University Use only	Higher Education Institution	School/College/University (in house)	n/a	2012
RATCLIFFE COLLEGE	LE7 4SG	Sports Hall	Main	Badminton courts	4	Sports Club / Community Association	Other Independent School	School/College/University (in house)	1975	n/a
RAWLINS ACADEMY	LE12 8DY	Sports Hall	Main	Badminton courts	4	Sports Club / Community Association	Academies	School/College/University (in house)	1987	n/a

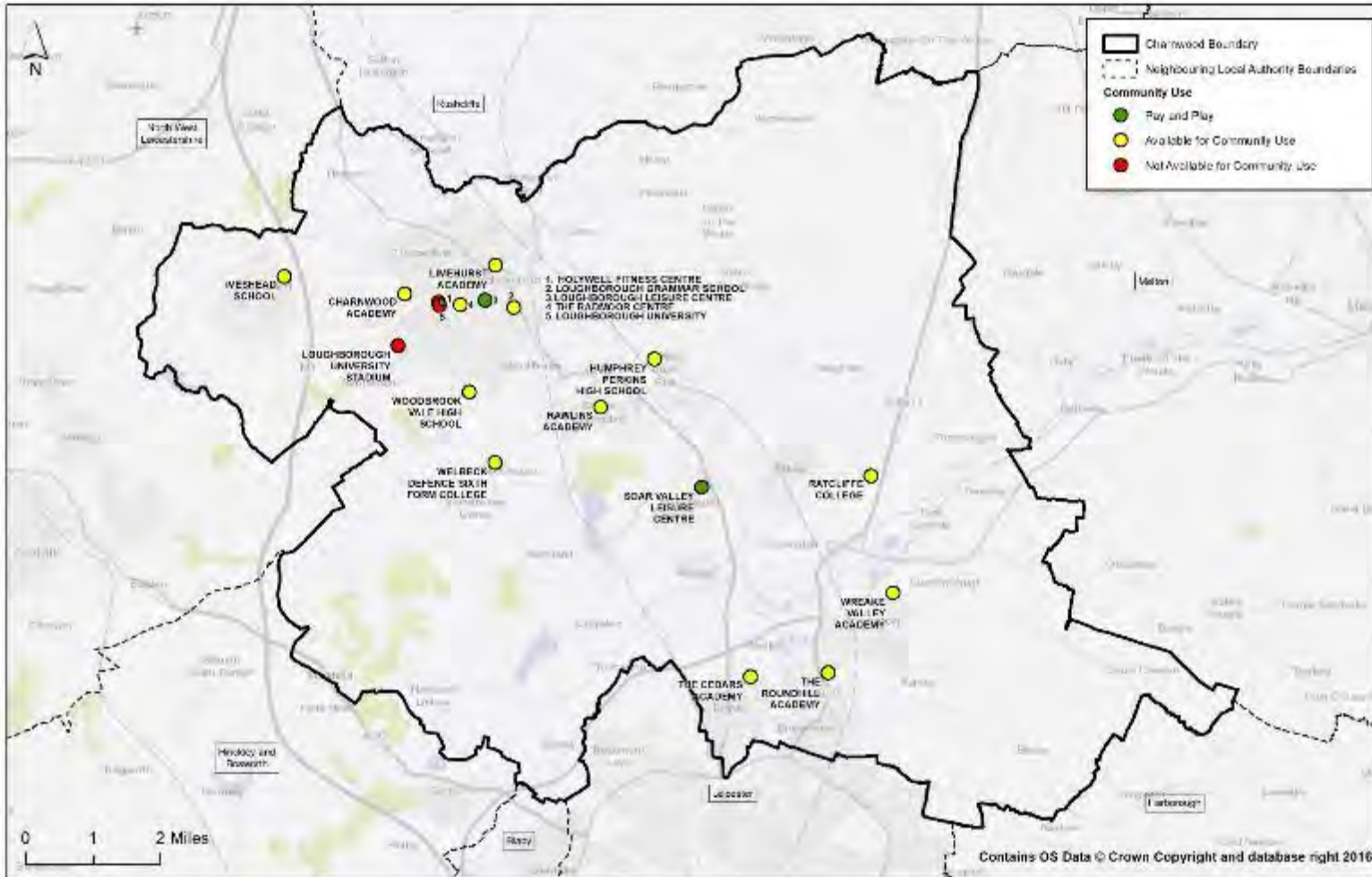


CHARNWOOD BOROUGH COUNCIL
INDOOR FACILITY STRATEGY

SITE NAME	POST CODE	FACILITY TYPE	FACILITY SUB TYPE	UNIT	NUMBER	ACCESS TYPE	OWNERSHIP TYPE	MANAGEMENT TYPE	YEAR BUILT	YEAR REFURBISHED
SOAR VALLEY LEISURE CENTRE	LE12 7FG	Sports Hall	Main	Badminton courts	4	Pay and Play	Local Authority	Trust	2004	n/a
THE CEDARS ACADEMY	LE4 4GH	Sports Hall	Main	Badminton courts	4	Sports Club / Community Association	Academies	School/College/University (in house)	1977	n/a
THE RADMOOR CENTRE	LE11 3BT	Sports Hall	Main	Badminton courts	4	Sports Club / Community Association	Further Education	School/College/University (in house)	2004	n/a
THE RADMOOR CENTRE	LE11 3BT	Sports Hall	Main	Badminton courts	4	Sports Club / Community Association	Further Education	School/College/University (in house)	1990	2011
THE ROUNDHILL ACADEMY	LE4 8GQ	Sports Hall	Main	Badminton courts	4	Sports Club / Community Association	Academies	School/College/University (in house)	n/a	2007
WOODBROOK VALE HIGH SCHOOL	LE11 2ST	Sports Hall	Main	Badminton courts	3	Sports Club / Community Association	Academies	School/College/University (in house)	2015	n/a
WREAKE VALLEY ACADEMY	LE7 1LY	Sports Hall	Main	Badminton courts	4	Sports Club / Community Association	Academies	School/College/University (in house)	1972	n/a
WREAKE VALLEY - ACADEMY	LE7 1LY	Sports Hall	Main	Badminton courts	4	Sports Club / Community Association	Academies	School/College/University (in house)	1972	n/a

N.B. Two new sports halls are planned – North East of Loughborough SUE (4 Courts) and West of Loughborough SUE (3 Courts). For the former provision is agreed in a Section 106 Agreement while in the latter provision has been provisionally agreed and is awaiting signing. Therefore, it is known what provision will be coming forward in these two areas.

Map 4.2: Community Accessible Sports Halls in Charnwood



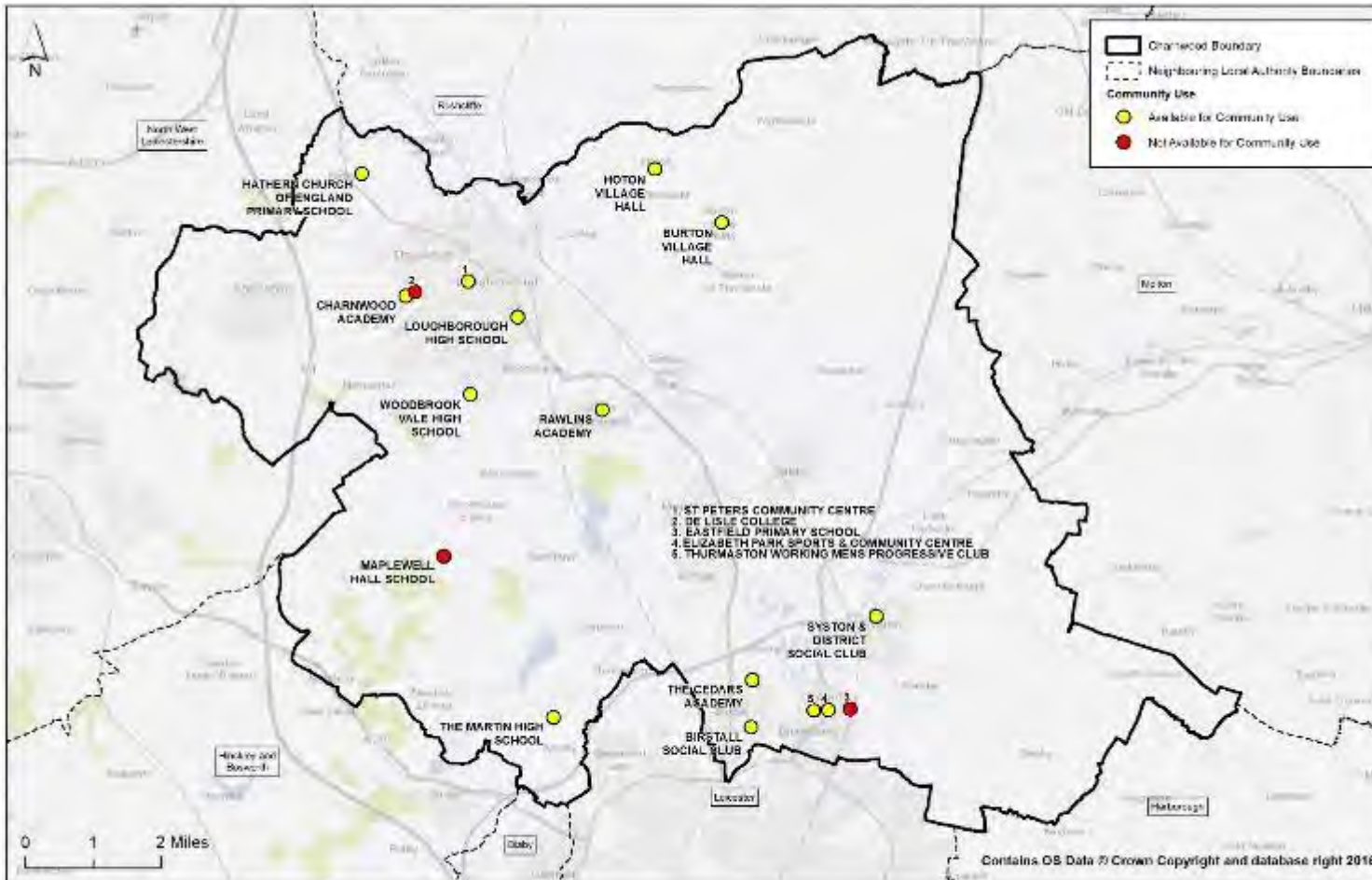
Sports Halls by community use availability in Charnwood





- 4.35. In addition to the formal sports halls, there are 18 activity halls, all of which are operated on a community accessible pay and play basis. The facilities are managed through the education sector, local authority, or community organisations.
- 4.36. Activity halls are shown in Table 4.5. Map 4.3 shows the community accessible activity halls i.e. those that offer use for sports clubs and groups (yellow dots); there are currently no pay and play accessible Activity Halls in the Borough.
- 4.37. A new multi-purpose hall has recently opened; the Mountsorrel Memorial Centre, located in the village of Mountsorrel will provide another informal hall space, open to the community, in the Borough.

Map 4.3: Community Accessible Activity Halls



Activity Halls by community use availability in Charnwood





Table 4.5: Activity Halls showing where Community Access is offered

SITE NAME	POST CODE	FACILITY TYPE	FACILITY SUB TYPE	UNIT	NUMBER	ACCESS TYPE	OWNERSHIP TYPE	MANAGEMENT TYPE	YEAR BUILT	YEAR REFURBISHED
BIRSTALL SOCIAL CLUB	LE4 4JS	Sports Hall	Activity Hall	Badminton courts	0	Sports Club / Community Association	Community Organisation	Community Organisation	n/a	n/a
BURTON VILLAGE HALL	L12 5AH	Sports Hall	Activity Hall	Badminton courts	0	Sports Club / Community Association	Parish Council	Community Organisation	n/a	n/a
DE LISLE COLLEGE	LE11 4SQ	Sports Hall	Activity Hall	Badminton courts	1	Private Use	Academies	School/College/University (in house)	1959	n/a
EASTFIELD PRIMARY SCHOOL	LE4 8FP	Sports Hall	Activity Hall	Badminton courts	2	Private Use	LEA	School/College/University (in house)	n/a	n/a
ELIZABETH PARK SPORTS & COMMUNITY CENTRE	LE4 8FN	Sports Hall	Activity Hall	Badminton courts	1	Sports Club / Community Association	Parish / Town Council	Community Organisation	1996	2011
HOTON VILLAGE HALL	LE12 5SF	Sports Hall	Activity Hall	Badminton courts	1	Sports Club / Community Association	Community Organisation	Community Organisation	1908	2009
LOUGHBOROUGH HIGH SCHOOL	LE11 2DU	Sports Hall	Activity Hall	Badminton courts	1	Sports Club / Community Association	Other Independent School	School/College/University (in house)	1950	2016
MAPLEWELL HALL SCHOOL	LE12 8QY	Sports Hall	Activity Hall	Badminton courts	1	Private Use	Community Special School	School/College/University (in house)	1955	2008
RAWLINS ACADEMY	LE12 8DY	Sports Hall	Activity Hall	Badminton courts	1	Sports Club / Community Association	Academies	School/College/University (in house)	1987	n/a



CHARNWOOD BOROUGH COUNCIL INDOOR FACILITY STRATEGY

SITE NAME	POST CODE	FACILITY TYPE	FACILITY SUB TYPE	UNIT	NUMBER	ACCESS TYPE	OWNERSHIP TYPE	MANAGEMENT TYPE	YEAR BUILT	YEAR REFURBISHED
SILEBY COMMUNITY CENTRE	LE12 7RX	Sports Hall	Activity	Badminton courts	1	Pay and Play	Parish Council	Parish Council	No details available	No details available
SILEBY COMMUNITY CENTRE	LE12 7RX	Sports Hall	Activity	Badminton courts	0	Pay and Play	Parish Council	Parish Council	No details available	No details available
ST PETERS COMMUNITY CENTRE	LE11 5EQ	Sports Hall	Activity Hall	Badminton courts	1	Sports Club / Community Association	Diocese owned	Community Organisation	n/a	n/a
SYSTON & DISTRICT SOCIAL CLUB	LE7 1GP	Sports Hall	Activity Hall	Badminton courts	0	Sports Club / Community Association	Community Organisation	Community Organisation	n/a	n/a
THE CEDARS ACADEMY	LE4 4GH	Sports Hall	Activity Hall	Badminton courts	1	Sports Club / Community Association	Academies	School/College/University (in house)	1956	2008
THE CEDARS ACADEMY	LE4 4GH	Sports Hall	Activity Hall	Badminton courts	1	Sports Club / Community Association	Academies	School/College/University (in house)	1956	n/a
THE MARTIN HIGH SCHOOL	LE7 7EB	Sports Hall	Activity Hall	Badminton courts	1	Sports Club / Community Association	LEA	School/College/University (in house)	1955	n/a
THE MARTIN HIGH SCHOOL	LE7 7EB	Sports Hall	Activity Hall	Badminton courts	1	Sports Club / Community Association	LEA	School/College/University (in house)	1955	n/a
THURMASTON WORKING MEN'S PROGRESSIVE CLUB	LE4 8EE	Sports Hall	Activity Hall	Badminton courts	0	Sports Club / Community Association	Community Organisation	Community Organisation	n/a	n/a
WOODBROOK VALE HIGH SCHOOL	LE11 2ST	Sports Hall	Activity Hall	Badminton courts	1	Sports Club / Community Association	Academies	School/College/University (in house)	1982	2005

N.B. Mountsorrel Memorial Hal, Mountsorrel, is due to open imminently



4.38. A summary of sports and activity hall supply in Charnwood is set out in Table 4.6:

Table 4.6: Summary of Sports Hall and Activity Hall Supply in Charnwood

	TOTAL EXISTING PROVISION	AVAILABLE FOR COMMUNITY USE (PAY AND PLAY AND SPORTS CLUBS/ASSOCIATIONS)	AVAILABLE FOR PAY AND PLAY COMMUNITY USE
TOTAL BADMINTON COURTS (SPORTS HALLS AND ACTIVITY HALLS)	133	100	12
TOTAL SPORTS HALLS (STRATEGIC SIZE I.E. 3 COURT +)	24	20	3 (12 courts)
BADMINTON COURTS IN STRATEGIC SIZE SPORTS HALLS	108	83	12
TOTAL NUMBER OF 3 COURT HALLS	1	1	0
TOTAL NUMBER OF 4 COURT HALLS	20	18	2
TOTAL NUMBER OF 5 COURT HALLS	1	0	0
TOTAL NUMBER OF 8 COURT HALLS	1	1	1
TOTAL NUMBER OF 12 COURT HALLS	1	0	0
TOTAL ACTIVITY HALLS 2 COURTS OR LESS	18	15	0

- 4.39. It is clear from Table 4.6 that there is one, 3 court sports hall, twenty 4 court sports halls, one 5 court sports hall, one 8 court sports hall and one 12 court sports hall in Charnwood. Of all the badminton courts available in strategic size sports halls i.e. 3 courts plus, 12 are available for pay and play community use. 3 activity halls only have private use.
- 4.40. The University of Loughborough has a number of sports halls; however, although these are sometimes used for community events, the priority use for all the University sports hall facilities is students and staff of the University. If there is any available capacity priority is allocated to high performance sport, training and competition.
- 4.41. The University provides a specialist badminton centre (4 courts), a specialist netball centre (equivalent 5 badminton courts), a 4 -court sports hall, and a 12 -court hall. The 4 -court sports hall (Holywell Fitness Centre) is specifically provided for student intra mural use, with no community access, because it is prioritised for use by those students who do not play for University teams. The netball centre and Sir David Wallace Hall is used by the East Midlands Regional netball league, and Team Leicester access the badminton centre and Sir David Wallace Hall, but overall, as stated by the University, the majority of use is for, and by, University students. 21 courts of the 25 provided by the University do not have community access.
- 4.42. Although all of these facilities are included in the Boroughwide audit of provision, only the equivalent of 4 courts (of the 12 -court hall (Sir David Wallace)) are counted as having any form of community use, because this is the on the ground reality. The community does not have priority access to these facilities, because they are full in term time with student teams for training and competition. Out of term time they are used for events, and very rarely, local club training. They are not, therefore assessed as providing for community accessible sport and physical activity.
- 4.43. Similarly, Welbeck Defence College is not assessed as providing significantly for community sport, other than a few clubs. This sports hall is on an army campus, and as such only those with pre-agreed access can use it. It is not a pay and play facility, and can be withdrawn at any time, if the security level in the UK was to increase, for any reason.
- 4.44. As well as the identified Activity Halls, there are a range of other community halls/centres, provided by churches, community associations, Parish/Town Councils etc.



ANALYSIS OF PARISH/TOWN COUNCIL SURVEY

- 4.45. A survey was undertaken by Nortoft (consultants preparing the Open Space Assessment for Charnwood Borough Council) in the summer of 2017. The survey included some questions about indoor sports facilities.
- 4.46. Table 4.7 summarises the responses received by the Parish/Town Councils, specifically in relation to indoor sports facilities.

Table 4.7: Summary of Parish/Town Councils' views on Indoor Sports Facilities in their Parish Area

PARISH/TOWN COUNCIL	QUALITY OF INDOOR SPORTS FACILITIES	QUANTITY OF INDOOR SPORTS FACILITIES	ACCESSIBILITY OF INDOOR SPORTS FACILITIES	DO EXISTING INDOOR SPORTS FACILITIES MEET THE NEEDS OF RESIDENTS?	COMMENTARY	IDENTIFIED OPPORTUNITIES FOR DEVELOPMENT OF PROVISION (BY PARISH/TOWN COUNCIL)
ANSTEY PARISH COUNCIL	Very Poor	Too little	Very Poor	No	<p>The Parish Council recognise the shortfall in provision of indoor sports facilities, outdoor sports facilities and sports pitches.</p> <p>There is no Gym facility or indoor bowling.</p> <p>Outdoor gym equipment has been provided on Millfield Playing Field.</p> <p>A Petanque Court has also been provided.</p>	Open spaces – Outdoor Gym Equipment
BARROW UPON SOAR PARISH COUNCIL	Poor	Too little	Average	No	<p>Indoor sports facilities are limited to out of school hours use.</p> <p>The sports hall, gym and hall at Humphrey Perkins School are all available to hire</p>	
BIRSTALL PARISH COUNCIL	N/A	N/A	N/A	N/A	N/A	No indoor facilities provided



PARISH/TOWN COUNCIL	QUALITY OF INDOOR SPORTS FACILITIES	QUANTITY OF INDOOR SPORTS FACILITIES	ACCESSIBILITY OF INDOOR SPORTS FACILITIES	DO EXISTING INDOOR SPORTS FACILITIES MEET THE NEEDS OF RESIDENTS?	COMMENTARY	IDENTIFIED OPPORTUNITIES FOR DEVELOPMENT OF PROVISION (BY PARISH/TOWN COUNCIL)
EAST GOSCOTE PARISH COUNCIL	No specific answer given	No answer given	Poor	Yes	Room for a Badminton court in the Village Hall. An indoor bowls carpet is available.	
HOTON PARISH COUNCIL	N/A	N/A	N/A	N/A	N/A	No indoor facilities provided
MOUNTSORREL PARISH COUNCIL	Good	About right	Good	Yes		
QUENIBOROUGH PARISH COUNCIL	Limited	Too Little	Average	Don't Know		
QUORN PARISH COUNCIL	Poor	Too Little	Very Poor	No	<p>The Deep End - The facility was built using grant funding from Sports England and S106 monies offering a multi-use community sport, health and physical activity space.</p> <p>Community use is available,</p> <p>Dance, gymnastics, yoga and table tennis are undertaken at the facility, but hire costs are expensive for the area.</p> <p>The 'Deep End Activity Centre' is a multi-use community sport, health and physical activity space available for the community to use.</p>	<p>The Parish has limited community indoor sports facilities.</p> <p>There was a very popular and much used village Swimming Pool which was recently closed. Many residents have expressed to the parish council their concerns at losing the public swimming pool facility.</p>



CHARNWOOD BOROUGH COUNCIL
INDOOR FACILITY STRATEGY

PARISH/TOWN COUNCIL	QUALITY OF INDOOR SPORTS FACILITIES	QUANTITY OF INDOOR SPORTS FACILITIES	ACCESSIBILITY OF INDOOR SPORTS FACILITIES	DO EXISTING INDOOR SPORTS FACILITIES MEET THE NEEDS OF RESIDENTS?	COMMENTARY	IDENTIFIED OPPORTUNITIES FOR DEVELOPMENT OF PROVISION (BY PARISH/TOWN COUNCIL)
					<p>Activities are provided by clubs, the school and fitness instructors where you can pay as you go.</p> <p>In addition, there are significant indoor sports facilities provided at Rawlins Academy, which are available for the community.</p>	
ROTHLEY PARISH COUNCIL	N/A	N/A	N/A	N/A	<p>Rothley is well resourced with outdoor facilities but has few indoor facilities save for four sports pavilions which are essentially for changing and refreshments.</p> <p>There are halls and rooms for hire, but they have no specific sport provision.</p>	No indoor facilities provided
SHEPSHED TOWN COUNCIL	Average	About right	Good	No		
SILEBY PARISH COUNCIL	Poor	Too Little	Poor	No	There is not enough land to put extra sports facilities on for the expanding population.	
SYSTON PARISH COUNCIL	Very good	About right	Good	Yes		



CHARNWOOD BOROUGH COUNCIL
INDOOR FACILITY STRATEGY

PARISH/TOWN COUNCIL	QUALITY OF INDOOR SPORTS FACILITIES	QUANTITY OF INDOOR SPORTS FACILITIES	ACCESSIBILITY OF INDOOR SPORTS FACILITIES	DO EXISTING INDOOR SPORTS FACILITIES MEET THE NEEDS OF RESIDENTS?	COMMENTARY	IDENTIFIED OPPORTUNITIES FOR DEVELOPMENT OF PROVISION (BY PARISH/TOWN COUNCIL)
THURCASTON & CROPSTON PARISH COUNCIL	Very Poor	N/A	Very poor	No		No indoor facilities provided
THURMASTON PARISH COUNCIL	Average	Too Little	Good	No	Elizabeth Park Sports Centre provides for badminton, dancing, karate, outdoor gym; only one small sports hall, so additional provision would be beneficial	Thurmaston is a large community of circa 10,000 residents. We have one indoor sports hall which includes one basketball court. We receive many requests for swimming pool and gym facilities.
WALTON ON THE WOLDS PARISH COUNCIL	Average	About right	Good	Yes		
WOODHOUSE PARISH COUNCIL	Average	Too Little	Good	No	We lack storage for indoor sports, although some do take place. Outdoors, we would like adult fitness equipment and a bit more for older children.	
WYMESWOLD PARISH COUNCIL	Poor	Too Little	Average	Yes		



4.47. Consultation was undertaken with all parishes and Town Council; in Loughborough two specific wards also responded. In Garendon and Hastings wards, Loughborough, there is no indoor sports facility provision, but residents are within good access of Loughborough Leisure Centre, with its extensive facility mix (pools, sports hall, health and fitness, studios), and Loughborough Indoor Bowls Club.

4.48. It is clear from the above summary that there are some opportunities to consider additional indoor sports facilities provision at a very local level; identified opportunities (by the survey respondents) include:

- **Additional Indoor Hall space - Thurmaston Parish**
- **BMX Track- Anstey Parish**

4.49. The Parish Councils in Quorn, Thurmaston, and Anstey, all identify potential to increase sport and leisure provision. The Parish Councils do not provide formal indoor sports facility in Birstall, Garendon, Hastings, Hoton, Rothley, or Thurcaston and Cropston although there may be facilities in the parishes provided by e.g. schools, other organisations.

QUALITY - SPORTS HALLS AND ACTIVITY HALLS IN CHARNWOOD

4.50. Detailed quality assessments have been undertaken on all Charnwood Borough Council indoor sports facilities in the Borough. Quality assessments were undertaken by way of a site visit and visual assessment of the facilities. These are provided in Appendix 2a – 2aa and are summarised in Appendix 2 and 4.8.

4.51. A summary of the sports hall quality assessments is shown in Table 4.8.



Table 4.8: Summary Qualitative Audits – Sports Halls (available for community use)

FACILITY	QUANTITATIVE AUDIT SCORE	QUALITATIVE AUDIT SCORE	NEED FOR INVESTMENT	COMMENTS
LOUGHBOROUGH LEISURE CENTRE	88%	Excellent	Minimal	<ul style="list-style-type: none"> Fit for purpose facility; has had investment, as is ageing; some opportunity to consider internal re-modelling to increase fitness capacity
LOUGHBOROUGH UNIVERSITY (MAIN 12 COURT HALL)	96%	Excellent	Minimal	<ul style="list-style-type: none"> Modern, fit for purpose facility
SOAR VALLEY LEISURE CENTRE	80%	Good	Significant	<ul style="list-style-type: none"> Modern, fit for purpose facility. Potential to develop learner pool due to demand for swimming
SOUTH CHARNWOOD LEISURE CENTRE	79%	Good	Moderate	<ul style="list-style-type: none"> Modern, fit for purpose facility. Some plans to develop due to demand
EDUCATION FACILITIES				
CHARNWOOD ACADEMY	71%	Good	Moderate	<ul style="list-style-type: none"> Good, fit for purpose facility, some ageing facilities that may need investment
IVESHEAD SCHOOL	43%	Average	Significant	<ul style="list-style-type: none"> Ageing facility in need of modernization
IVESHEAD SCHOOL	69%	Good	Minimal	<ul style="list-style-type: none"> Modern, fit for purpose facility
HUMPHREY PERKINS HIGH SCHOOL	54%	Average	Some	<ul style="list-style-type: none"> Ageing facility in need of modernization
RATCLIFFE COLLEGE	75%	Good	Minimal	<ul style="list-style-type: none"> Modern, fit for purpose facility
RAWLINS ACADEMY	69%	Good	Minimal	<ul style="list-style-type: none"> Modern, fit for purpose facility
ROUNDHILL ACADEMY	46%	Average	Significant	<ul style="list-style-type: none"> Ageing facility in need of modernization
THE RADMOOR CENTRE	89%	Excellent	Minimal	<ul style="list-style-type: none"> Modern, fit for purpose facility
WREAKE VALLEY ACADEMY	29%	Poor	Significant	<ul style="list-style-type: none"> Ageing facility in need of modernization
THE CEDARS ACADEMY	65%	Good	Minimal	<ul style="list-style-type: none"> Good, fit for purpose facility

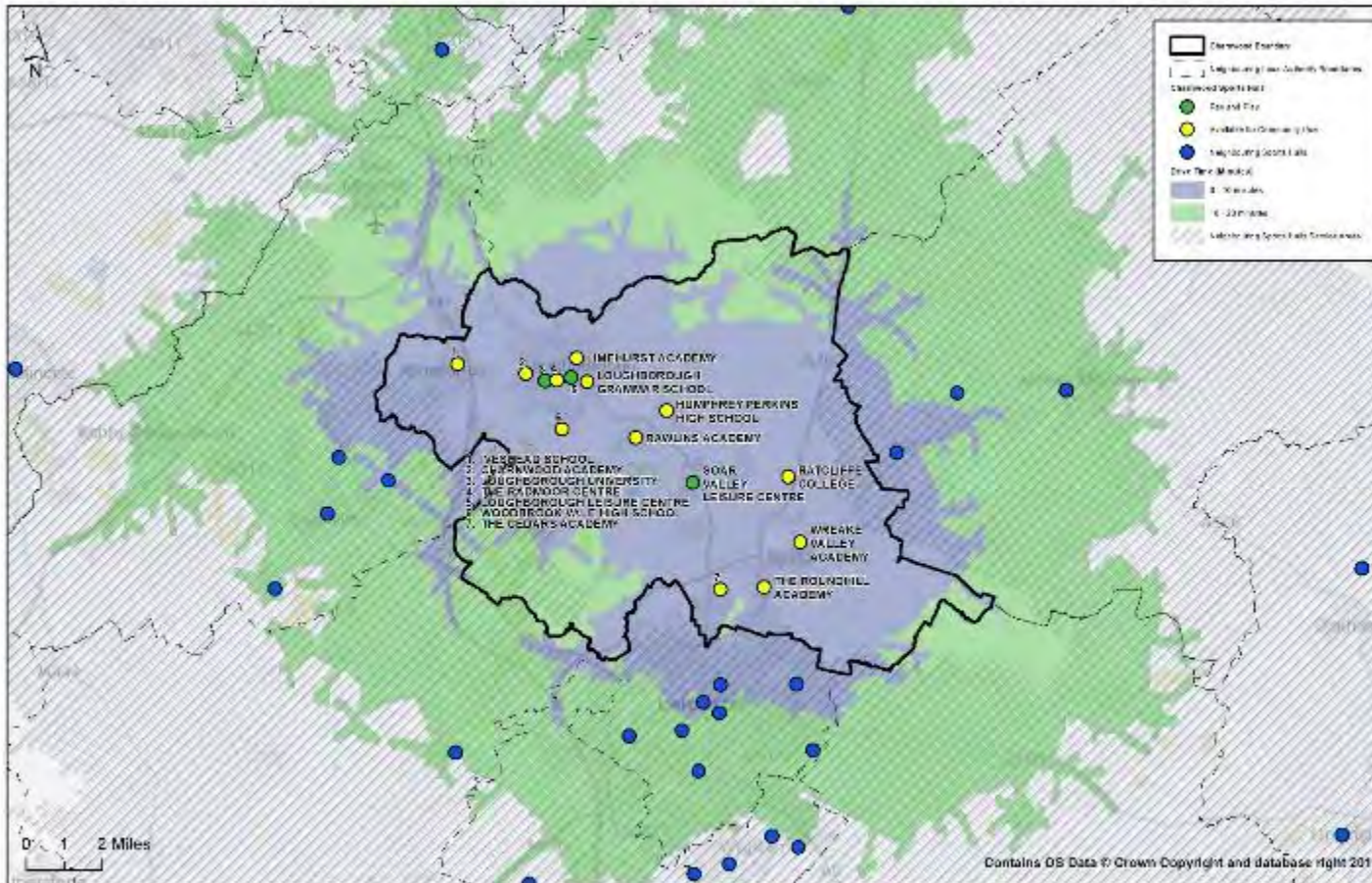


- 4.52. Charnwood Borough Council provides two sports halls. One at Loughborough Leisure Centre, built in 1975 and refurbished in 2012, and Soar Valley Leisure Centre built in 2004.
- 4.53. The oldest sports hall in the Borough is at Charnwood Academy, built in 1955, and not yet refurbished. The College does also have a newer sports hall facility. The newest sports halls are at Woodbrook Vale High School, built 2015, and Holywell Fitness Centre, built 2014. The rest vary in age between late 1950's to late 1990's and early 2000's. The average age of sports halls in Charnwood is 25 years old. The average lifespan of a public sports facility is 35-40 years.
- 4.54. The quality of provision varies across the Borough, as highlighted in Appendix 14.
- 4.51 The oldest Activity Hall in the Borough is Hoton Village Hall, built in 1908, and refurbished in 2009. The Activity Hall at De Lisle College was built in 1959 and has not yet been refurbished.
- 4.52 Overall, 5 sports hall/Activity Hall facilities have been built since 2000, with the most recent refurbishment being in 2016.

ACCESSIBILITY - SPORTS HALLS AND ACTIVITY HALLS IN CHARNWOOD

- 4.53 Map 4.4 shows the geographic distribution of the strategic size (3 courts +) community accessible sports halls in Charnwood, with a catchment area for each of both 10 and 20 minutes drivetime. Sports halls which offer pay and play community access are shown as green dots. The 10-minute drivetime catchment is shown to illustrate the very local catchment area covering Borough residents, as opposed to those areas outside the Borough which are also within a 20-minute drivetime of sports halls in Charnwood.
- 4.54 It is clear from Map 4.4 that there are hardly any areas in the Borough outside a 10 -minute drivetime catchment of a sports hall (green area on Map 4.4). The main areas outside this 10 -minute drivetime are to the North East of the Borough, on the boundary with Rushcliffe and Melton, and to the west along the borders with Hinckley and Bosworth, and North -West Leicestershire. Residents in these areas are within a 20 -minute drive of a sports hall in the Borough but may find it easier to access provision in a neighbouring local authority.
- 4.55 17.4% of the Charnwood population does not have access to a car. It is therefore important to ensure that access is available to sports halls by foot and public transport. Given two sports halls provide pay and play and daytime access, it is important that there is good access to these facilities, to optimise opportunities for participation in sport and physical activity.
- 4.56 Accessibility to Activity Halls varies across the Borough, given their locations, as shown in Map 4.3. Activity halls attract far more local use, given that many of them are used for a wide range of activities, including sport and physical activity, arts, community, meetings, lunches, playgroups, events. Many are not marked out as badminton courts so provide informal multi-purpose space which can be used for a wide range of community activities.

Map 4.4: Community Accessible Sports Halls in Charnwood with 10 and 20-minute drive-time catchment area



Sports Halls with community use availability catchment areas in Charnwood (10 and 20 minute drive times)



4.57 The two pay and play community accessible facilities – Loughborough Leisure Centre and Soar Valley Leisure Centre are shown as green dots on Map 4.4.



AVAILABILITY - SPORTS HALLS AND ACTIVITY HALLS IN CHARNWOOD

- 4.58 Table 4.7 and Map 4.2 highlight that in Charnwood there is a very high level of sports hall and Activity Hall provision. However, the majority provides for sports club/association use. Two sports halls – Loughborough Leisure Centre and Soar Valley Leisure Centre, both provided by Charnwood Borough Council, and managed by Fusion, provide for pay and play access i.e. 12 badminton courts from a total of 132 (9%). These are also the only two sports halls providing daytime access to the community.
- 4.59 There are 18 Activity Halls, and 15 of these provide for community access (sports clubs/associations). None of the Activity Halls provide pay and play access.
- 4.60 Map 4.2 also illustrates the geographical and accessibility impact of strategic size sports halls having pay and play access, with 9% of strategic size courts (3 court+) being available for pay and play use and 83% offering access either through pay and play or sports clubs/community association use.
- 4.61 Of the 24 strategic size sports halls, only 2 are accessible for daytime use. The rest of the centres do not offer access to a strategic size sports hall during the day, because the majority of sports halls are on education sites.
- 4.62 Access to informal halls is important to ensure access to physical activity opportunities, when there are fewer formal facilities available.
- 4.63 A further aspect of accessibility is programming, opening hours and whether facilities offer pay and play usage.
- 4.64 Not everyone is, can be, or wants to be a member of a sports club, so this type of access does not actually provide for the whole community, and is unlikely to address the needs of the most inactive, or those from the areas of highest deprivation, who are also likely to be those experiencing significant health inequalities.
- 4.65 There is an important role for the existing informal hall space across the Borough, as well as potentially increasing capacity for community accessible pay play usage of existing education-based facilities, which provide for sports clubs and associations.

EDUCATION FACILITIES

- 4.66 Many of the schools in Charnwood, have a good range of dry sports facilities. There is no pay and play community access to these facilities. There is however significant use of these facilities by local sports clubs/associations.
- 4.67 A lot of education sites have ageing sports facilities, but generally, across the Borough facility quality is good. There is, however, some inequity across the Borough as to the sporting experience enjoyed by young people; this is an important issue to address, as early experience can impact on future participation in sport, and physically activity levels.



SWIMMING POOLS

QUANTITY- SWIMMING POOLS IN CHARNWOOD

- 4.68 The supply analysis identifies that Charnwood has an overall total of 14 swimming pools across 13 sites. Appendix 7 details the overall pool supply in Charnwood (data source **SE Active Places May 2017**). These pools are shown in Table 4.9 and Map 4.5. Strategic sized pools are those of 160 sqm+.
- 4.69 Pools with pay and play community use are highlighted in Grey in Table 4.9.
- 4.70 Loughborough University has a 50m pool on campus, which does provide access for some community use. Availability of access is published on a fortnightly basis and includes casual swimming, lane swimming, lessons etc. The 8-lane x 50m University pool is assessed as providing the equivalent of a 4 -lane x 25m pool for community use.
- 4.71 The pool at Welbeck Defence College provides only for clubs. This 6 -lane x 25m swimming pool is on an army campus, and as such only those with pre-agreed access can use it. It is not a pay and play facility, and can be withdrawn at any time, if the security level in the UK was to increase, for any reason.

Map 4.5: All Swimming Pools in Charnwood

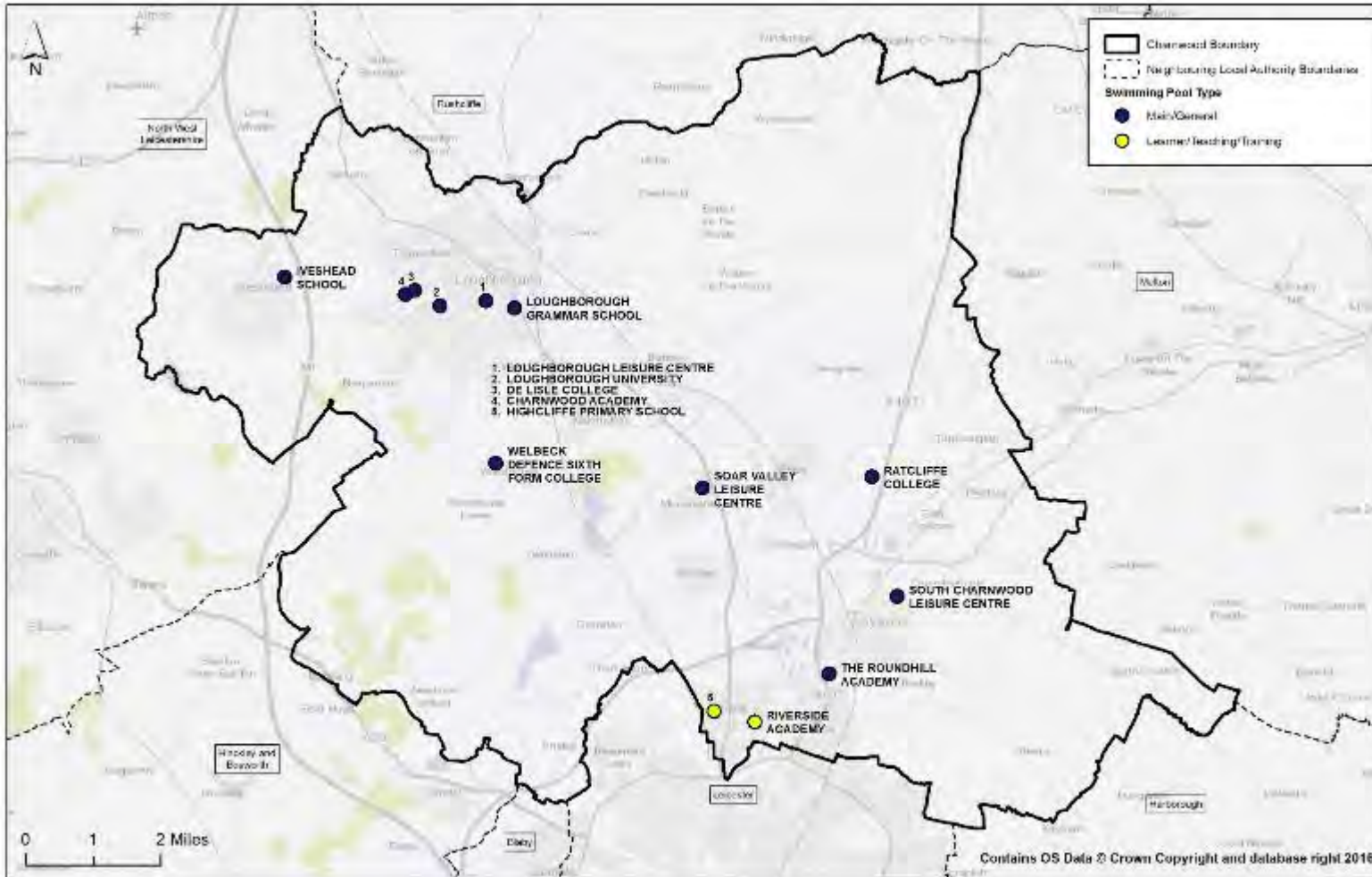




Table 4.9: All Swimming Pools in Charnwood

SITE NAME	POST CODE	FACILITY SUB TYPE	UNIT	NUMBER	ACCESS TYPE	OWNERSHIP TYPE	MANAGEMENT TYPE	YEAR BUILT	YEAR REFURBISHED
CHARNWOOD ACADEMY	LE11 4SQ	Main/General	Lanes	4	Sports Club / Community Association	Trust	School/College/University (in house)	1952	1993
DE LISLE COLLEGE	LE11 4SQ	Main/General	Lanes	4	Private Use	Academies	School/College/University (in house)	1959	n/a
HIGHCLIFFE PRIMARY SCHOOL	LE4 3DL	Main/General	Lanes	4	Sports Club / Community Association	LEA	School/College/University (in house)	n/a	n/a
IVESHEAD SCHOOL	LE12 9DB	Main/General	Lanes	4	Sports Club / Community Association	LEA	School/College/University (in house)	1976	n/a
LOUGHBOROUGH GRAMMAR SCHOOL	LE11 2DU	Main/General	Lanes	4	Sports Club / Community Association	Other Independent School	School/College/University (in house)	1955	n/a
LOUGHBOROUGH LEISURE CENTRE	LE11 3HE	Main/General	Lanes	6	Pay and Play	Local Authority	Trust	1975	2013
LOUGHBOROUGH LEISURE CENTRE	LE11 3HE	Main/General	Lanes	4	Pay and Play	Local Authority	Trust	1975	2013
LOUGHBOROUGH UNIVERSITY	LE11 3TU	Main/General	Lanes	8	Pay and Play	Higher Education Institutions	School/College / University (in house)	2002	n/a
RATCLIFFE COLLEGE	LE7 4SG	Main/General	Lanes	4	Sports Club / Community Association	Other Independent School	School/College/University (in house)	1975	2002



SITE NAME	POST CODE	FACILITY SUB TYPE	UNIT	NUMBER	ACCESS TYPE	OWNERSHIP TYPE	MANAGEMENT TYPE	YEAR BUILT	YEAR REFURBISHED
RIVERSIDE ACADEMY	LE4 4JU	Learner/Teaching /Training	Lanes	0	Private Use	Academies	School/College/University (in house)	n/a	n/a
SOAR VALLEY LEISURE CENTRE	LE12 7FG	Main/General	Lanes	4	Pay and Play	Local Authority	Trust	2004	n/a
SOUTH CHARNWOOD LEISURE CENTRE	LE7 1LY	Main/General	Lanes	5	Pay and Play	Local Authority	Trust	1987	n/a
THE ROUNDHILL ACADEMY	LE4 8GQ	Main/General	Lanes	4	Sports Club / Community Association	Academies	School/College/University (in house)	n/a	2005
WELBECK DEFENCE SIXTH FORM COLLEGE	LE12 8WD	Main/General	Lanes	6	Sports Club / Community Association	Further Education	School/College/University (in house)	2005	n/a



4.72 The analysis of the overall swimming pool supply in Charnwood, is as follows:

Table 4.10: Analysis of Swimming Pool Supply in Charnwood

	No of Pools	No of Sites
TOTAL NUMBER OF POOLS	14	13
COMMUNITY ACCESSIBLE SWIMMING POOLS (PAY AND PLAY AND SPORTS CLUBS/COMMUNITY ASSOCIATIONS)	12	11
PAY AND PLAY COMMUNITY ACCESSIBLE SWIMMING POOLS	5	4
MAIN POOLS	13	12
LEARNER POOLS	1	1
LEISURE	0	0
LIDOS	0	0
EDUCATION SECTOR (SPORTS CLUBS AND ASSOCIATIONS)	10	10
NON-COMMUNITY ACCESSIBLE POOLS	2	2
PRIVATE SECTOR/OTHER	0	0

4.73 It is clear from Tables 4.9 and 4.10 that there is one swimming pool with 8 lanes in the Borough. There are two pools of 6 lanes; one pool of 5 lanes and nine 4 lane pools. There is one small pool based at the Riverside Academy with no lane classification due to size.

4.74 86% of the pools provide community access i.e. 12 of the 14; there are 10 education pools. There are also 2 pools on education sites which only provide for private use. 35.7% of the pools provide pay and play community access.



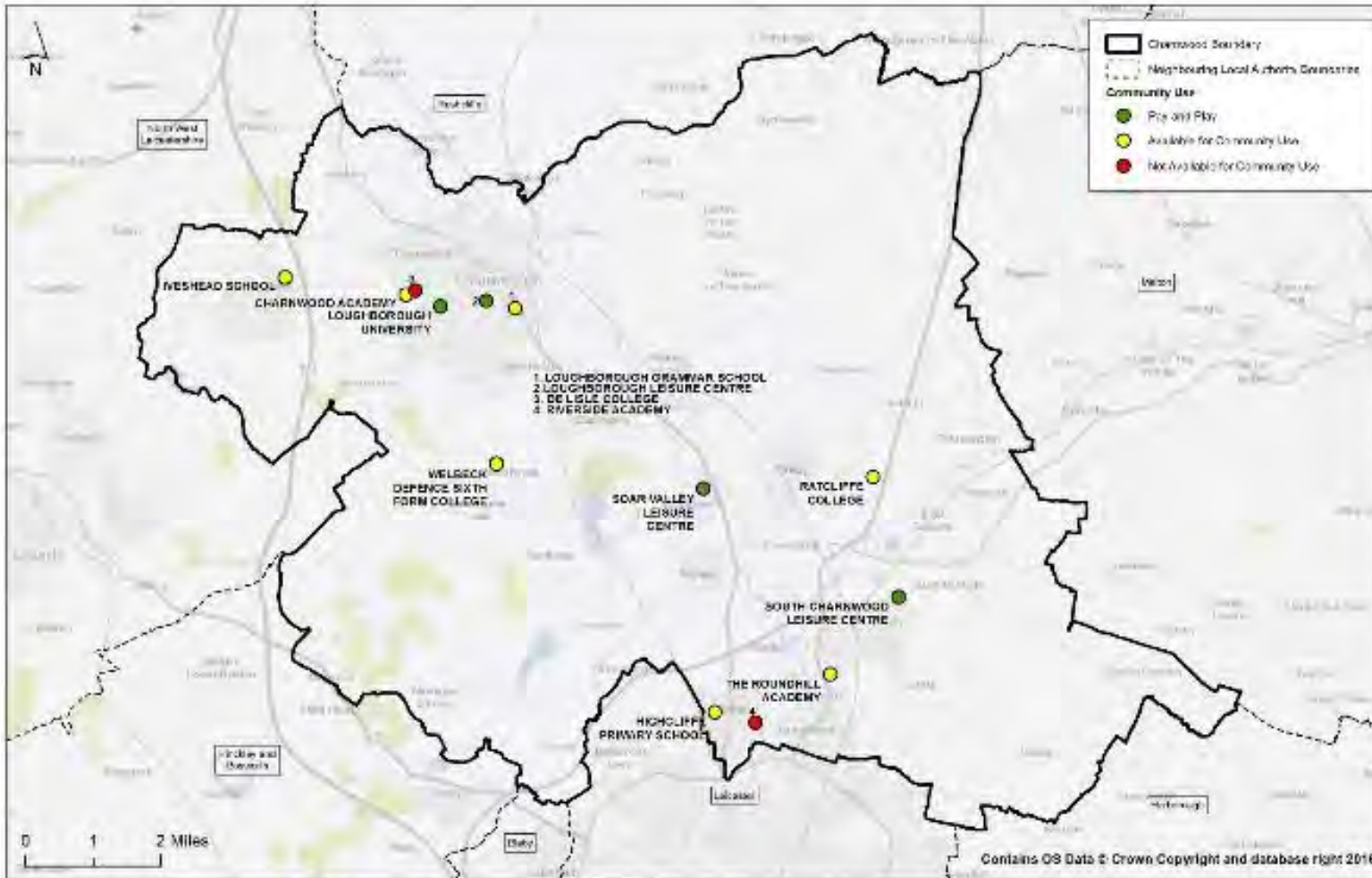
Table 4.11: Community Accessible Pay and Play Swimming Pools in Charnwood

SITE NAME	POST CODE	FACILITY SUB TYPE	UNIT	NUMBER	ACCESS TYPE	OWNERSHIP TYPE	MANAGEMENT TYPE	YEAR BUILT	YEAR REFURBISHED
LOUGHBOROUGH LEISURE CENTRE	LE11 3HE	Main/General	Lanes	6	Pay and Play	Local Authority	Trust	1975	2013
LOUGHBOROUGH LEISURE CENTRE	LE11 3HE	Main/General	Lanes	4	Pay and Play	Local Authority	Trust	1975	2013
LOUGHBOROUGH UNIVERSITY	LE11 3TU	Main/General	Lanes	8	Pay and Play	Higher Education Institutions	School/College/University (in house)	2002	n/a
SOAR VALLEY LEISURE CENTRE	LE12 7FG	Main/General	Lanes	4	Pay and Play	Local Authority	Trust	2004	n/a
SOUTH CHARNWOOD LEISURE CENTRE	LE7 1LY	Main/General	Lanes	5	Pay and Play	Local Authority	Trust	1987	n/a



- 4.75 Map 4.6 shows all the community accessible swimming pools in Charnwood. The University of Loughborough pool is available for community use on a limited basis so is shown as a green dot on Map 4.6. The green dots are those facilities providing for pay and play access. The red dots are those facilities which do not provide community access. The yellow dots are facilities providing community access, but not pay and play access.
- 4.76 Further to the swimming pools identified above, it became apparent as a result of a planning application for changing rooms and roofing improvements that there is potentially another small pool in the Borough which could potentially be made available for public or club use. The pool measuring 6m by 12m is located at Church Hill Infant / Primary School, Thurmaston. The pool has been closed for two years but the proposed works may lead to it being made available in the future.

Map 4.6: Community Accessible Swimming Pools in Charnwood



Swimming Pools by community use availability in Charnwood

QUALITY- SWIMMING POOLS IN CHARNWOOD

4.77 Detailed quality assessments have been undertaken on all Charnwood Borough Council pools, plus a number of other key facilities. These are provided in Appendices 2a – 2aa and are summarised in Appendix 2 and Table 4.12.

Table 4.12: Summary Qualitative Assessments- Swimming Pools

FACILITY	QUANTITATIVE AUDIT SCORE	QUALITATIVE AUDIT SCORE	NEED FOR INVESTMENT	COMMENTS
CHARNWOOD ACADEMY	71%	Good	Moderate	<ul style="list-style-type: none"> Need for some investment; ageing facility
IVESHEAD SCHOOL	57%	Average	Moderate	<ul style="list-style-type: none"> Need for some investment; ageing facility
LOUGHBOROUGH LEISURE CENTRE	85%	Excellent	Minimal	<ul style="list-style-type: none"> Good quality facility
LOUGHBOROUGH LEISURE CENTRE (TRAINING POOL)	79%	Good	Minimal	<ul style="list-style-type: none"> Good quality facility
LOUGHBOROUGH UNIVERSITY	96%	Excellent	Minimal	<ul style="list-style-type: none"> Facility only available for limited community use
RATCLIFFE COLLEGE	75%	Good	Moderate	<ul style="list-style-type: none"> Very good quality facilities overall, but unavailable for community use.
SOAR VALLEY LEISURE CENTRE	82%	Excellent	Moderate	<ul style="list-style-type: none"> High demand for swimming therefore investment needed to increase pool capacity
SOUTH CHARNWOOD LEISURE CENTRE	79%	Good	Moderate	<ul style="list-style-type: none"> Good quality facility
THE ROUNDHILL ACADEMY	38%	Good	Significant	<ul style="list-style-type: none"> Old pool in need of significant capital investment There is the possibility this pool will close if the school is rebuilt in the NE Leicester SUE area
WELBECK DEFENCE SIXTH FORM COLLEGE	N/A	N/A	N/A	<ul style="list-style-type: none"> Access not available

4.78 Charnwood Borough Council’s swimming pools are of good quality. The majority of the education facilities, although offering a good level of provision, are ageing facilities, with the majority of pools built in 1976 or earlier.

4.79 The oldest swimming pool in the Borough is at Charnwood Academy, built in 1952; this was refurbished in 1993. The pool at De Lisle College was built in 1959 and has not yet been refurbished.

4.80 Loughborough Leisure Centre was built in 1975 and refurbished in 2013; South Charnwood Leisure Centre was built 30 years ago but has had extensive investment in changing rooms, pool plant and machinery; effectively everything apart from the pool tank. Both facilities are of good quality but given the age of the original buildings in the longer-term consideration will need to be given to further refurbishment/eventual replacement.

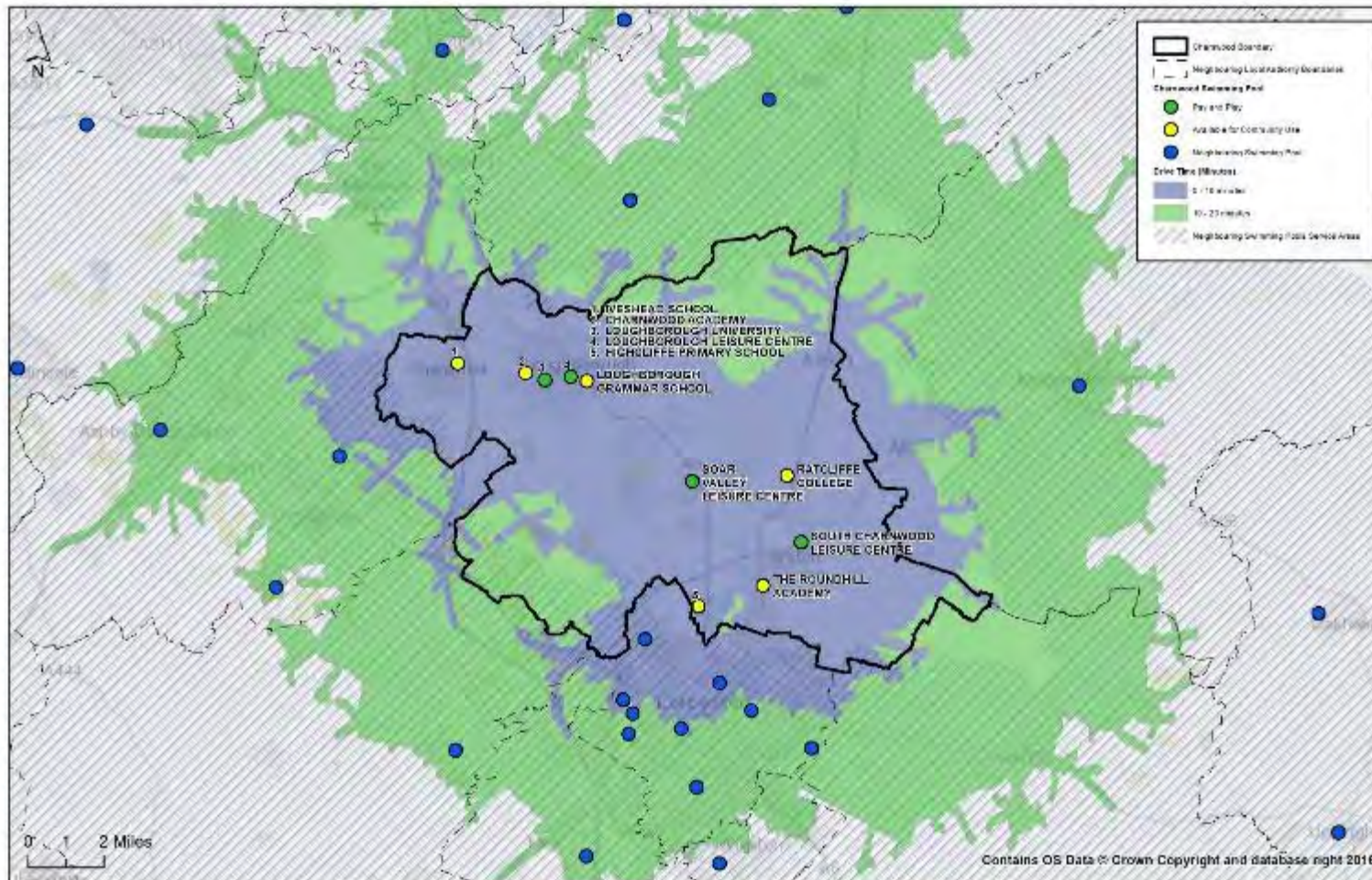


4.81 The newest public swimming pool is that at Soar Valley Leisure Centre, built in 2004. The pool at Welbeck Defence College was built in 2005.

ACCESSIBILITY- SWIMMING POOLS IN CHARNWOOD

- 4.82 The five community accessible pools are located across the Borough as shown in Map 4.7 (green dots are the pay and play community accessible pools (Loughborough University, Soar Valley Leisure Centre, Loughborough Leisure Centre and South Charnwood leisure Centre, 4 sites, 5 pools), and yellow dots are the pools available for use by sports clubs/associations). This shows that all of the Borough has access to the five pay and play swimming pools (4 sites) within a 20-minute drivetime, and some residents can access the pools in a 10 -minute drivetime. Areas outside this 10 -minute catchment area include the South West along the borders with Hinckley and Bosworth, and Blaby and to the South, Leicester. Residents in these areas may have easier access to pools in neighbouring districts e.g. Beaumont Leys. Similarly, residents in the North/North East, along the borders with Rushcliffe may have easier access to the pool at East Leake. A new pool in Coalville, North West Leicestershire would provide access to those in the West of Charnwood, outside the catchment area of an existing swimming pool.
- 4.83 17.4% of the Charnwood population does not have access to a car. It is therefore important to ensure that pools are as accessible as possible to those walking or using public transport.
- 4.84 Existing pay and play community accessible swimming pools are well-located in the Borough; all are on public transport routes, and their catchment areas provide access to virtually all residents. In addition to these pay and play community accessible pools, there are other facilities which are also used by residents, so over all there is a good stock of provision in the Borough.

Map 4.7: Community Accessible Swimming Pools in Charnwood with a 20-minute drive-time catchment area



Swimming Pools with community use availability catchment areas in Charnwood (10 and 20 minute drive times)





AVAILABILITY – SWIMMING POOLS IN CHARNWOOD

- 4.85 Map 4.6 highlights the locations of the 5 pay and play accessible swimming pools.
- 4.86 All the pay and play community accessible pools are 25m in length, so are of strategic size, and are of 4 lanes or more.
- 4.87 In terms of increasing pay and play access to pools in the Borough, there are limited options, with all pools, except those identified as providing for pay and play access, being on education sites.
- 4.88 There are small pools at Highcliffe Primary School, Roundhill Academy and Riverside Academy; these are already used by local clubs and sports associations and are too small for practical pay and play community use.
- 4.89 There is also a pool at The Cedars Academy; this is closed but has the potential to be re-opened. Consultation with the School identified that they would be supportive of this, but have no resources to enable, or deliver this themselves, and also have some concerns about issues such as access and car parking. As on an education site, it would be difficult to secure long term availability of this facility for community access and use. The existing pool is old, and there could be challenges with the operational management of it, given its location. It could not provide the same level and nature of aquatics provision as could a new learner pool at Soar Valley Leisure Centre.

HEALTH AND FITNESS FACILITIES

QUANTITY - HEALTH AND FITNESS SUITES IN CHARNWOOD

- 4.90 The supply analysis identifies that overall there are 47 health and fitness facilities (39 sites) (26 fitness suites and 22 studios) in Charnwood. In total, the fitness suites provide 1537 stations. All facilities require some form of payment/membership payment before use, and an induction is required. However, Charnwood Borough Council facilities also offer community pay and play access. The rest of the fitness facilities operate on a commercial basis and require membership or provide for sports club/association use. All fitness facilities are shown in Table 4.13. The pay and play community accessible fitness suites are highlighted in grey in Table 4.13. Map 4.8 shows all fitness facilities in Charnwood (fitness suites and studios). The blue dots are fitness suites; the yellow dots are studios; where a dot is both colours, this highlights that there is both a fitness suite and studio on site. Further details are included in Appendix 7.



Table 4.13: Summary of overall Fitness Provision in Charnwood

SITE NAME	POST CODE	FACILITY TYPE	FACILITY SUB TYPE	UNIT	NUMBER	ACCESS TYPE	OWNERSHIP TYPE	MANAGEMENT TYPE	YEAR BUILT	YEAR REFURBISHED
ANYTIME FITNESS (LOUGHBOROUGH)	LE11 5BE	Health & Fitness Suite	Health & Fitness Suite	Stations	50	Registered Membership use	Commercial	Commercial Management	n/a	n/a
CHARNWOOD ACADEMY	LE11 4SQ	Health & Fitness Suite	Health & Fitness Suite	Stations	11	Sports Club / Community Association	Trust	School/College/University (in house)	1995	n/a
DYNAMITE GYM LTD	LE11 2PY	Health & Fitness Suite	Health & Fitness Suite	Stations	46	Registered Membership use	Commercial	Commercial Management	1995	n/a
FIT4LESS (LOUGHBOROUGH)	LE11 2TZ	Health & Fitness Suite	Health & Fitness Suite	Stations	150	Registered Membership use	Commercial	Commercial Management	2015	n/a
FOSSE FITNESS	LE7 1NE	Health & Fitness Suite	Health & Fitness Suite	Stations	115	Registered Membership use	Commercial	Commercial Management	2012	n/a
FOSSE FITNESS	LE7 1NE	Health & Fitness Suite	Health & Fitness Suite	Stations	30	Registered Membership use	Commercial	Commercial Management	2012	n/a
HOLYWELL FITNESS CENTRE	LE11 3TT	Health & Fitness Suite	Health & Fitness Suite	Stations	150	University Use	Higher Education Institutions	School/College/University (in house)	2014	n/a
JIM PLAY	LE11 2PZ	Health & Fitness Suite	Health & Fitness Suite	Stations	19	Registered Membership use	Commercial	Commercial Management	2014	n/a
JOHN SKILLEN MARTIAL ARTS & FITNESS CENTRE	LE11 1BE	Health & Fitness Suite	Health & Fitness Suite	Stations	18	Registered Membership use	Commercial	Commercial Management	2015	n/a



CHARNWOOD BOROUGH COUNCIL INDOOR FACILITY STRATEGY

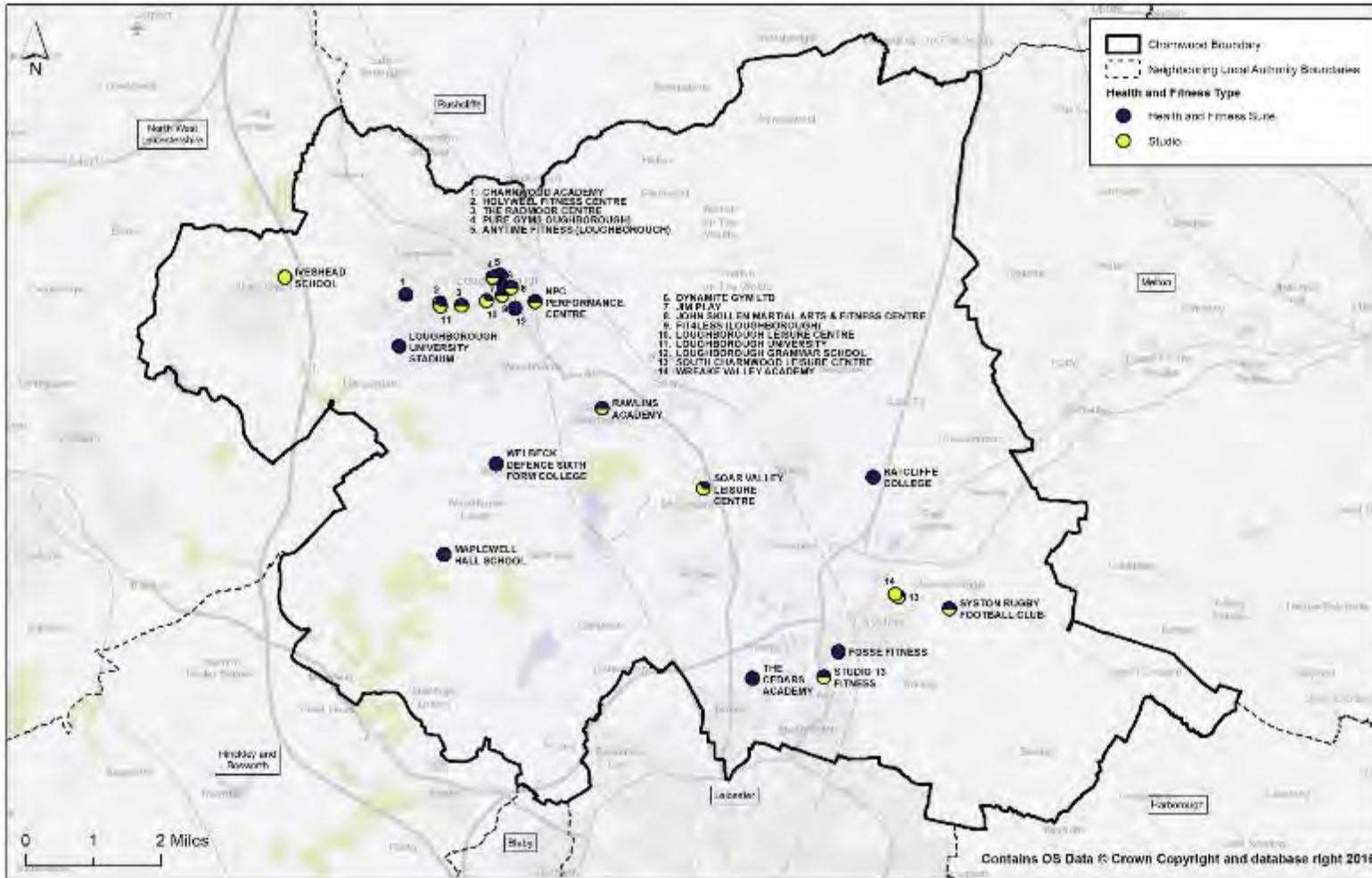
SITE NAME	POST CODE	FACILITY TYPE	FACILITY SUB TYPE	UNIT	NUMBER	ACCESS TYPE	OWNERSHIP TYPE	MANAGEMENT TYPE	YEAR BUILT	YEAR REFURBISHED
LOUGHBOROUGH GRAMMAR SCHOOL	LE11 2DU	Health & Fitness Suite	Health & Fitness Suite	Stations	10	Private Use	Other Independent School	School/College/University (in house)	1978	2005
LOUGHBOROUGH LEISURE CENTRE	LE11 3HE	Health & Fitness Suite	Health & Fitness Suite	Stations	89	Pay & Play / Membership	Local Authority	Trust	1975	2012
LOUGHBOROUGH UNIVERSITY (GYM 1)	LE11 3TU	Health & Fitness Suite	Health & Fitness Suite	Stations	100	University Use	Higher Education Institutions	School/College/University (in house)	n/a	2012
LOUGHBOROUGH UNIVERSITY (GYM 2)	LE11 3TU	Health & Fitness Suite	Health & Fitness Suite	Stations	100	University Use	Higher Education Institutions	School/College/University (in house)	2007	2012
LOUGHBOROUGH UNIVERSITY STADIUM	LE11 3TU	Health & Fitness Suite	Health & Fitness Suite	Stations	125	Sports Club / Community Association	Higher Education Institutions	School/College/University (in house)	n/a	n/a
MAPLEWELL HALL SCHOOL	LE12 8QY	Health & Fitness Suite	Health & Fitness Suite	Stations	9	Private Use	Community Special School	School/College/University (in house)	2000	n/a
NPC PERFORMANCE CENTRE (CENTRAL RD)	LE11 1RW	Health & Fitness Suite	Health & Fitness Suite	Stations	35	Registered Membership use	Commercial	Commercial Management	2012	2014
PURE GYM (LOUGHBOROUGH)	LE11 5BG	Health & Fitness Suite	Health & Fitness Suite	Stations	200	Registered Membership use	Commercial	Commercial Management	2004	2014
RATCLIFFE COLLEGE	LE7 4SG	Health & Fitness Suite	Health & Fitness Suite	Stations	10	Sports Club / Community Association	Other Independent School	School/College/University (in house)	2012	n/a



CHARNWOOD BOROUGH COUNCIL
INDOOR FACILITY STRATEGY

SITE NAME	POST CODE	FACILITY TYPE	FACILITY SUB TYPE	UNIT	NUMBER	ACCESS TYPE	OWNERSHIP TYPE	MANAGEMENT TYPE	YEAR BUILT	YEAR REFURBISHED
RAWLINS ACADEMY	LE12 8DY	Health & Fitness Suite	Health & Fitness Suite	Stations	17	Private Use	Academies	School/College/University (in house)	2009	2014
SOAR VALLEY LEISURE CENTRE	LE12 7FG	Health & Fitness Suite	Health & Fitness Suite	Stations	60	Pay & Play / Membership	Local Authority	Trust	2004	2007
SOUTH CHARNWOOD LEISURE CENTRE	LE7 1LY	Health & Fitness Suite	Health & Fitness Suite	Stations	50	Pay & Play / Membership	Local Authority	Trust	2009	n/a
STUDIO 13 FITNESS	LE4 8GR	Health & Fitness Suite	Health & Fitness Suite	Stations	40	Registered Membership use	Commercial	Commercial Management	2000	2012
SYSTON RUGBY FOOTBALL CLUB	LE7 3FE	Health & Fitness Suite	Health & Fitness Suite	Stations	4	Sports Club / Community Association	Sports Club	Sport Club	1999	n/a
THE CEDARS ACADEMY	LE4 4GH	Health & Fitness Suite	Health & Fitness Suite	Stations	23	Private Use	Academies	School/College/University (in house)	2003	2009
THE RADMOOR CENTRE	LE11 3BT	Health & Fitness Suite	Health & Fitness Suite	Stations	50	Registered Membership use	Further Education	School/College/University (in house)	2004	2015
WELBECK DEFENCE SIXTH FORM COLLEGE	LE12 8WD	Health & Fitness Suite	Health & Fitness Suite	Stations	26	Sports Club / Community Association	Further Education	School/College/University (in house)	2005	n/a

Map 4.8: Fitness Facilities in Charnwood (fitness suites and studios)



Health and Fitness facilities by type in Charnwood



- 4.91 All 3 community pay and play accessible fitness suites are Charnwood Borough Council facilities, operated by Fusion (199 stations, 13.1% of overall supply in the Borough).
- 4.92 There are 7 fitness suites with 100 stations or more. The largest fitness sites are at Holywell Fitness Centre (150 stations) and Loughborough University (2 x 100 stations). One of the University fitness suites is a very specialist strength and conditioning facility, aimed at performance athletes. None of the University fitness suite facilities are open to the community; all are exclusively for University student use.
- 4.93 Commercially operated fitness suites require registered membership. Some indicate they provide an element of pay and play access but in reality, all operate pre-registered, pre-paid/DD membership schemes.
- 4.94 The commercial fitness sector in Charnwood (10 operators) predominantly comprises small, independent fitness suites as opposed to large commercial brands. The largest commercial fitness suite has 200 stations – Pure Gym, with the next largest being Fit4Less with 150 stations.
- 4.95 Analysis of the overall supply of fitness suites summarised in Table 4.14, and highlights the following:

Table 4.14: Analysis of overall Fitness Suite Provision in Charnwood

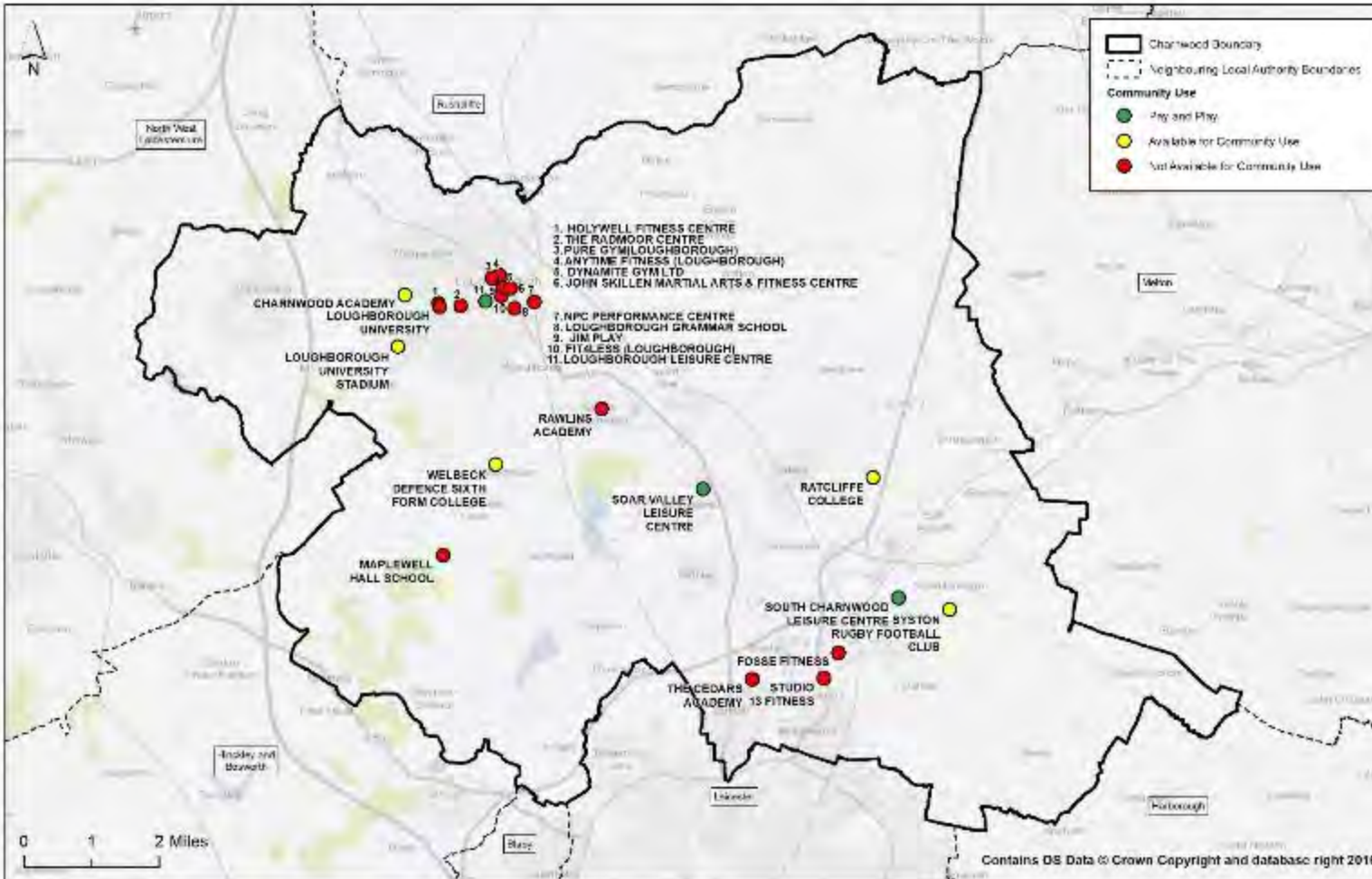
TOTAL FITNESS SUITES	26
TOTAL FITNESS STATIONS	1537
COMMUNITY ACCESSIBLE FITNESS SUITES	6
COMMUNITY ACCESSIBLE FITNESS STATIONS	623
PAY AND PLAY COMMUNITY ACCESSIBLE FITNESS SUITES (All require some form of prior payment/membership Ownership Local Authority/ Sports Club /Community Organisation)	3
PAY AND PLAY COMMUNITY ACCESSIBLE FITNESS STATIONS	199
COMMERCIAL SECTOR FITNESS SUITES	10
COMMERCIAL SECTOR FITNESS STATIONS	703
EDUCATION SECTOR FITNESS SUITES (PRIVATE USE))	7
EDUCATION SECTOR FITNESS STATIONS (PRIVATE USE)	409

Table 4.15: Summary of Fitness Suite Size

NUMBER OF FITNESS STATIONS	NO. FITNESS SUITES
150+	3
100 - 149	4
50 - 99	5
30-49	4
29 OR LESS	10

- 4.96 The supply of community accessible fitness suites is shown on Map 4.9. The green dots are those facilities providing pay and play community access; the yellow dots are facilities which provide community access, but only to sports clubs/community organisations. The red dots are facilities which do not provide any form of community access.

Map 4.9: Community Accessible Fitness Suites in Charnwood



Health and Fitness Suites by community use availability in Charnwood





QUALITY – HEALTH AND FITNESS FACILITIES IN CHARNWOOD

4.97 Detailed quality assessments have been undertaken at all Charnwood Borough Council sports facilities. These are provided in Appendix 2a – 2aa and are summarised in Appendix 2 and Table 4.16. Although commercial facilities have been visited, it was not possible to undertake detailed quality audits as commercial operators do not want these to be undertaken. Overall, the quality of the commercial facilities is very good; in general, they are also newer than other facilities e.g. on education sites.

Table 4.16: Summary Qualitative Assessments – Health and Fitness Facilities (fitness suites and studios)

FACILITY	QUANTITATIVE AUDIT SCORE	QUALITATIVE AUDIT SCORE	NEED FOR INVESTMENT	COMMENTS
ANYTIME FITNESS (LOUGHBOROUGH)	N/A	Good	Minimal	<ul style="list-style-type: none"> Unable to undertake audit; visual quality assessment only
CHARNWOOD ACADEMY	71%	Good	Minimal	<ul style="list-style-type: none"> Older facility but good quality
DYNAMITE GYM LTD	N/A	Good	Minimal	<ul style="list-style-type: none"> Unable to undertake audit; visual quality assessment only
FIT4LESS (LOUGHBOROUGH)	N/A	Good	Minimal	<ul style="list-style-type: none"> Unable to undertake audit; visual quality assessment only
FOSSE FITNESS	N/A	Good	Minimal	<ul style="list-style-type: none"> Unable to undertake audit; visual quality assessment only
FOSSE FITNESS	N/A	Good	Minimal	<ul style="list-style-type: none"> Unable to undertake audit; visual quality assessment only
JIM PLAY	N/A	Good	Minimal	<ul style="list-style-type: none"> Unable to undertake audit; visual quality assessment only
JOHN SKILLEN MARTIAL ARTS & FITNESS CENTRE	N/A	Good	Minimal	<ul style="list-style-type: none"> Unable to undertake audit; visual quality assessment only
LOUGHBOROUGH GRAMMAR SCHOOL	71%	Good	Minimal	<ul style="list-style-type: none"> Older facility; small; overall good quality
LOUGHBOROUGH LEISURE CENTRE	89%	Excellent	Minimal	<ul style="list-style-type: none"> Demand for provision driving opportunity for investment to increase fitness suite capacity
LOUGHBOROUGH UNIVERSITY	96%	Excellent	Minimal	<ul style="list-style-type: none"> High performance facility not open for community use
NPC PERFORMANCE CENTRE	N/A	Good	Minimal	<ul style="list-style-type: none"> Unable to undertake audit; visual quality assessment only
PURE GYM (LOUGHBOROUGH)	N/A	Good	Minimal	<ul style="list-style-type: none"> Unable to undertake audit; visual quality assessment only
RATCLIFFE COLLEGE	76%	Good	Minimal	<ul style="list-style-type: none"> Quality facility



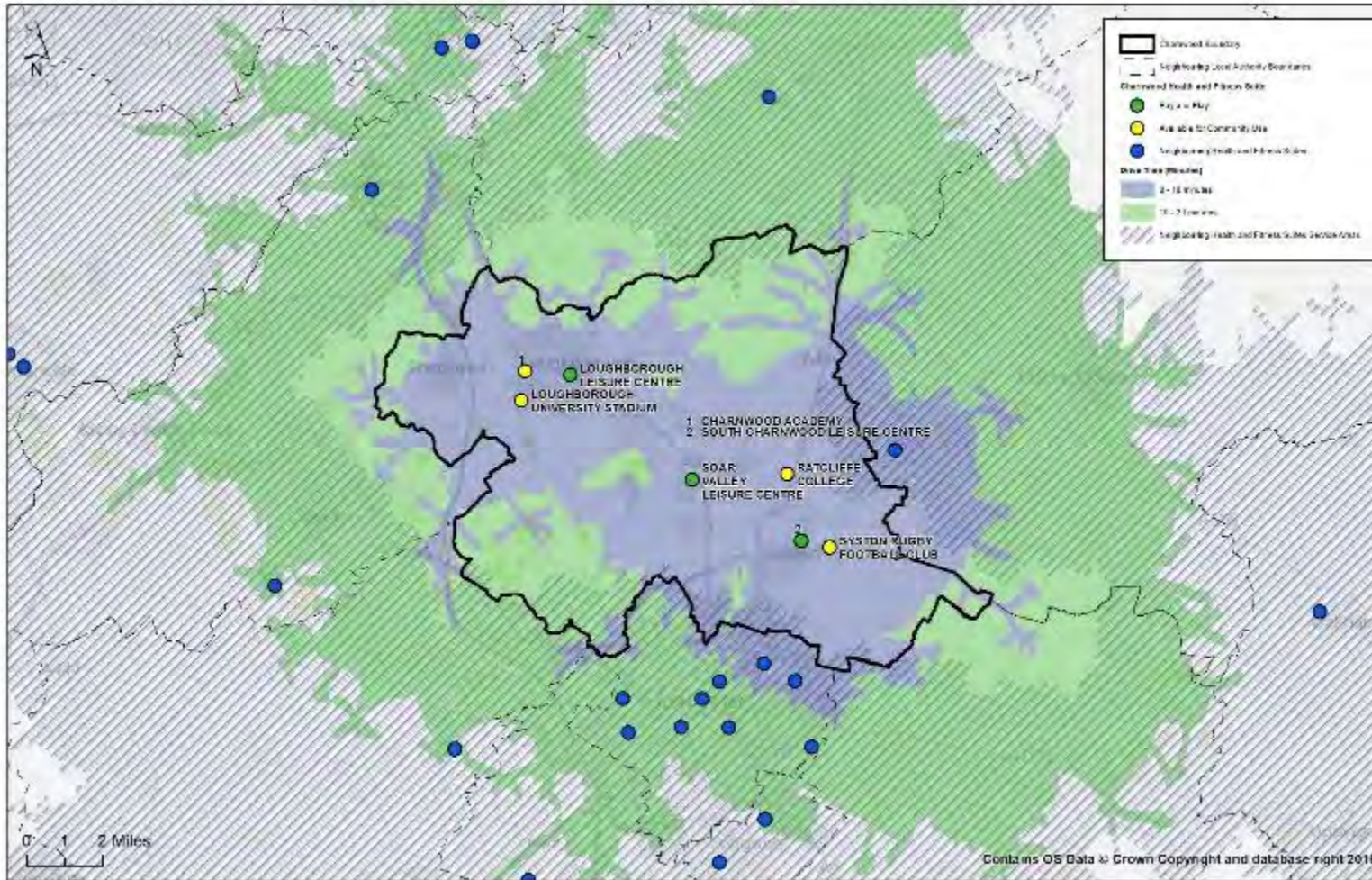
FACILITY	QUANTITATIVE AUDIT SCORE	QUALITATIVE AUDIT SCORE	NEED FOR INVESTMENT	COMMENTS
RAWLINS ACADEMY	69%	Good	Minimal	<ul style="list-style-type: none"> Overall Facility quality could improve
SOAR VALLEY LEISURE CENTRE	80%	Good	Significant	<ul style="list-style-type: none"> Opportunity to extend fitness suite if additional pools space developed
SOUTH CHARNWOOD LEISURE CENTRE	79%	Good	Moderate	<ul style="list-style-type: none"> Some investment beneficial – potential to increase fitness suite capacity
STUDIO 13 FITNESS	N/A	Good	Minimal	<ul style="list-style-type: none"> Unable to undertake audit; visual quality assessment only
SYSTON RUGBY FOOTBALL CLUB	70%	Good	Minimal	<ul style="list-style-type: none"> Good quality, modern facilities
THE CEDARS ACADEMY	54%	Average	Significant	<ul style="list-style-type: none"> Facility quality could be improved
THE RADMOOR CENTRE	89%	Excellent	Minimal	<ul style="list-style-type: none"> Excellent quality facility
WELBECK DEFENCE SIXTH FORM COLLEGE	N/A	N/A	N/A	<ul style="list-style-type: none"> Access unavailable

- 4.98 The oldest fitness suite in the Borough is at Loughborough Leisure Centre (built 1975); this was refurbished in 2012. The newest fitness suite in the Borough, built in 2015 is at Fit4Less; John Skillen Martial Arts and Fitness Centre is also a new facility but is housed in an old pub building.
- 4.99 The quality of the community accessible pay and play health and fitness facilities is generally good with 18 facilities either having been built or refurbished since 2000.
- 4.100 The commercial facilities have predominantly been provided since 2012.

ACCESSIBILITY- HEALTH AND FITNESS FACILITIES IN CHARNWOOD

- 4.101 Map 4.10 illustrates that all Borough residents are within a 20-minute drive time catchment of a community accessible fitness suite (green dots are the pay and play community accessible fitness suites, and yellow dots are the fitness suites available for use by sports clubs/associations). Map 4.10 also shows that most of the Borough has access to the three pay and play fitness suites (3 sites) within a 10-minute drivetime, and all residents can access pay and play community fitness facilities in a 20-minute drivetime.
- 4.102 Areas outside the 10-minute catchment area include the South West along the borders with Hinckley and Bosworth, and Blaby and to the South, Leicester. Residents in these areas may have easier access to fitness suites in neighbouring districts e.g. Beaumont Leys in Leicester. Similarly, residents in the North/North East, along the borders with Rushcliffe may have easier access to a fitness suite at East Leake. A new leisure centre in Coalville, North West Leicestershire would provide access to those in the West of Charnwood, outside the catchment area of an existing fitness suite. It should also be recognised that there are budget and other commercial fitness facilities in the Borough, which are used by some residents, as shown on Map 4.9.

Map 4.10: Community Accessible Fitness Suites in Charnwood with a 10 and 20-minute drive-time catchment area



Health and Fitness Suites with community use availability catchment areas in Charnwood (10 and 20 minute drive times)





AVAILABILITY – HEALTH AND FITNESS FACILITIES IN CHARNWOOD

- 4.103 A significant amount of the existing fitness provision in the Borough is through the commercial sector (703 out of 1537 stations – 46%). There is just one small sports club-based facility; this has 4 fitness stations.
- 4.104 It is important to highlight that the existing commercial sector fitness suite provision in the Borough will be used by some residents. None of the commercial fitness suites are high end fitness companies, so membership cost is comparable with the Charnwood Borough Council facilities. The commercial provision presents a significant level of competition to the Charnwood Borough Council facilities. There are two budget gyms in the Borough, Fit4less, and Pure Gym. These companies target university cities and towns.
- 4.105 On this basis, the assessment of the current and future need for fitness facilities reflects the fact that Borough residents are likely to use those facilities which offer provision and a membership rate comparable to public sector facilities. The assessment of need (See Appendix 6) therefore includes the following commercial facilities, as ‘pay and play’ on the basis of ‘affordability’:
- **Pure Gym** **200 fitness stations**
 - **Anytime Fitness** **50 fitness stations**
 - **Energie Fitness** **150 fitness stations**
- 4.106 These commercial facilities have membership rates comparable to the Charnwood Borough Council fitness facilities and are affordable to many in the wider community for pay and play use.
- 4.107 The fitness suites on education sites are available in the main for sports club/association use, and do not provide pay and play access.

STUDIOS

QUANTITY - STUDIOS IN CHARNWOOD

- 4.108 There are 22 studios (multi-purpose space, not fixed equipment) in the Borough; the majority are provided as part of a health and fitness offer within facilities. Studios provide a space in which a range of aerobic, fitness and dance classes plus activities such as yoga and Pilates, can take place as well as martial arts, and boxing. Although requiring some specialist equipment for martial arts and boxing, it is also possible to do a form of these activities in an informal space such as a community hall. Informal halls can also accommodate a range of fitness and dance classes. There is also a dedicated spinning studio in Loughborough Leisure Centre (Studio 3, built in 2012/2013).
- 4.109 Many village and community hall facilities are used by dance schools, and the smaller halls often available on education sites have significant potential to be used for fitness classes.
- 4.110 Map 4.8 shows studios as part of the overall health and fitness offer in Charnwood. Map 4.11 shows the locations of individual community accessible pay and play studios.
- 4.111 The overall provision of studios in Charnwood is summarised in Table 4.17, with community accessible pay and play facilities highlighted in grey.



Table 4.17: Community Accessible Studios in Charnwood (these are multi-purpose studies)

SITE NAME	POST CODE	FACILITY TYPE	FACILITY SUB TYPE	UNIT	ACCESS TYPE	OWNERSHIP TYPE	MANAGEMENT TYPE	YEAR BUILT	YEAR REFURBISHED
CHARNWOOD ACADEMY	LE11 4SQ	Studio	Studio	1	Sports Club / Community Association	Trust	School/College/University (in house)	1995	n/a
FIT4LESS (LOUGHBOROUGH)	LE11 2TZ	Studio	Studio	1	Registered Membership	Commercial	Commercial Management	2015	n/a
IVESHEAD SCHOOL	LE12 9DB	Studio	Studio	1	Sports Club / Community Association	LEA	School/College/University (in house)	2006	n/a
HOLYWELL FITNESS CENTRE	LE11 3TT	Studio	Studio	1	University Use	Higher Education Institutions	School/College/University (in house)	2014	n/a
HOLYWELL FITNESS CENTRE	LE11 3TT	Studio	Studio	1	University Use	Higher Education Institutions	School/College/University (in house)	2014	n/a
JOHN SKILLEN MARTIAL ARTS & FITNESS CENTRE	LE11 1BE	Studio	Studio	1	Registered Membership use	Commercial	Commercial Management	2015	n/a
LOUGHBOROUGH LEISURE CENTRE	LE11 3HE	Studio	Studio	1	Pay and Play	Local Authority	Trust	1975	2000
LOUGHBOROUGH LEISURE CENTRE	LE11 3HE	Studio	Studio	1	Pay and Play	Local Authority	Trust	2012 / 2013	n/a



SITE NAME	POST CODE	FACILITY TYPE	FACILITY SUB TYPE	UNIT	ACCESS TYPE	OWNERSHIP TYPE	MANAGEMENT TYPE	YEAR BUILT	YEAR REFURBISHED
LOUGHBOROUGH UNIVERSITY	LE11 3TU	Studio	Studio	1	University Use	Higher Education Institutions	School/College/University (in house)	1980	n/a
LOUGHBOROUGH UNIVERSITY	LE11 3TU	Studio	Studio	1	University Use	Higher Education Institutions	School/College/University (in house)	2013	n/a
LOUGHBOROUGH UNIVERSITY	LE11 3TU	Studio	Studio	1	University Use	Higher Education Institutions	School/College/University (in house)	2013	n/a
NPC PERFORMANCE CENTRE (CENTRAL ROAD)	LE11 1RW	Studio	Studio	1	Registered Membership use	Commercial	Commercial Management	2012	2014
PURE GYM(LOUGHBOROUGH)	LE11 5BG	Studio	Studio	1	Registered Membership use	Commercial	Commercial Management	2004	2011
RAWLINS ACADEMY	LE12 8DY	Studio	Studio	1	Sports Club / Community Association	Academies	School/College/University (in house)	2008	n/a
SOAR VALLEY LEISURE CENTRE	LE12 7FG	Studio	Studio	1	Pay and Play	Local Authority	Trust	2012/2013	n/a
SOAR VALLEY LEISURE CENTRE	LE12 7FG	Studio	Studio	1	Pay and Play	Local Authority	Trust	2012/2013	n/a
SOUTH CHARNWOOD LEISURE CENTRE	LE7 1LY	Studio	Studio	1	Pay and Play	Local Authority	Trust	2009	n/a



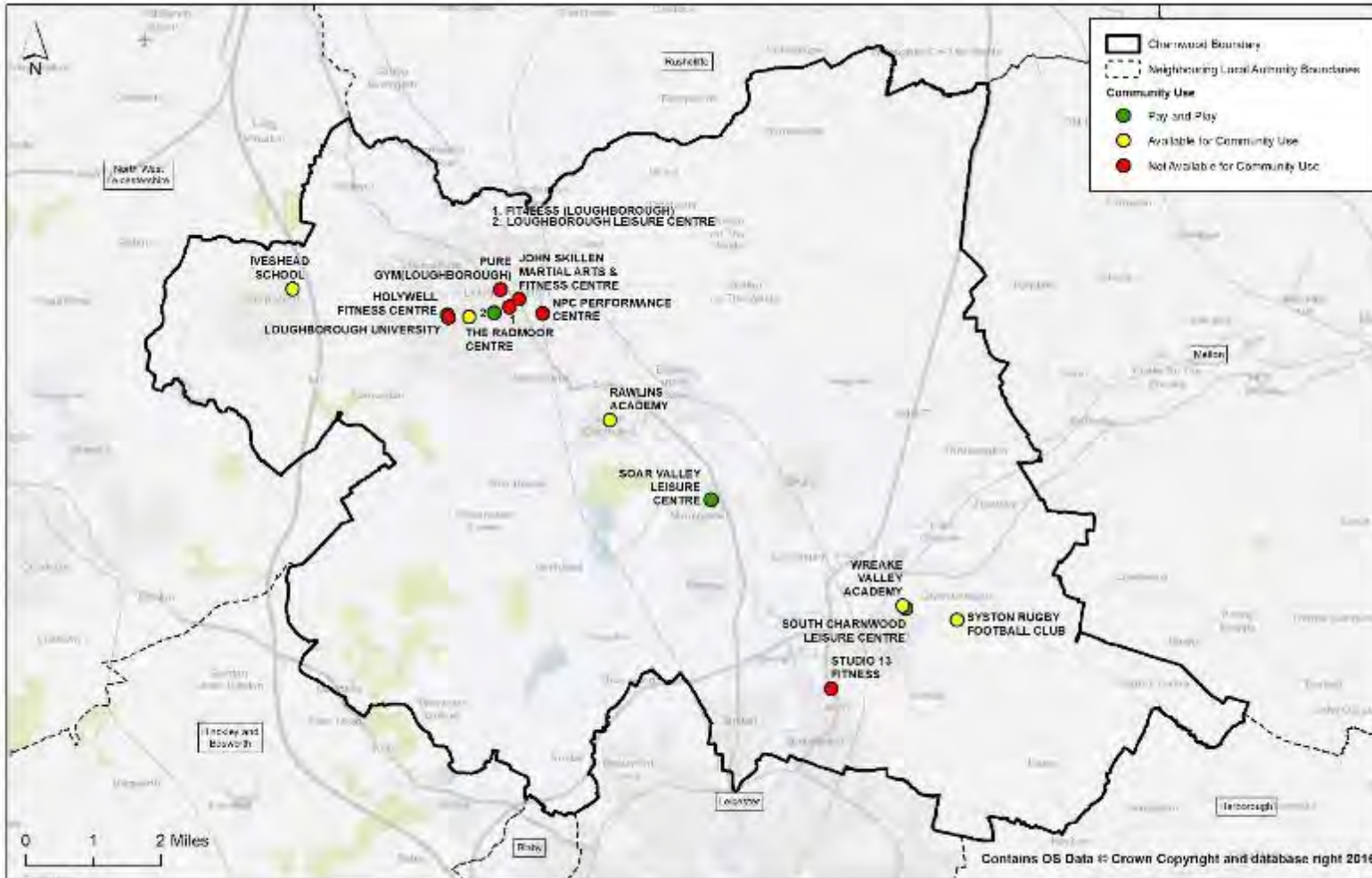
SITE NAME	POST CODE	FACILITY TYPE	FACILITY SUB TYPE	UNIT	ACCESS TYPE	OWNERSHIP TYPE	MANAGEMENT TYPE	YEAR BUILT	YEAR REFURBISHED
STUDIO 13 FITNESS	LE4 8GR	Studio	Studio	1	Registered Membership use	Commercial	Commercial Management	2008	2012
SYSTON RUGBY FOOTBALL CLUB	LE7 3FE	Studio	Studio	1	Sports Club / Community Association	Sports Club	Sport Club	1999	n/a
THE RADMOOR CENTRE	LE11 3BT	Studio	Studio	1	Pay and Play	Further Education	School/College/University (in house)	2006	n/a
WREAKE VALLEY ACADEMY	LE7 1LY	Studio	Studio	1	Sports Club / Community Association	Academies	School/College/University (in house)	1972	2004

N.B.: Studio 3 in Loughborough Leisure Centre is not included in the above text as it is a designated spinning studio, not multi-purpose. It is referred to in paragraph 4.113 below.



- 4.112 6 studio facilities are provided through commercial facilities, and 5 are on education sites, providing access to community sports clubs. All commercial facilities require membership prior to use.
- 4.113 The 5 studios in the Loughborough University facilities are only available for use by the students and University staff.
- 4.114 There are 6 pay and play community accessible studios in Charnwood Borough Council leisure centres (including the spin studio at Loughborough Leisure Centre – Loughborough Leisure Centre Studio 3, Soar Valley Leisure Centre 2, South Charnwood Leisure Centre 1).

Map 4.11: Community Accessible Studios in Charnwood



Studios by community use availability in Charnwood





4.115 The analysis of the overall studio supply in Charnwood is as follows:

Table 4.18: Analysis of overall Studio Supply – Charnwood

TOTAL STUDIOS	20
COMMUNITY ACCESSIBLE STUDIOS	10
PAY AND PLAY ACCESSIBLE STUDIOS	5
COMMERCIAL SECTOR STUDIOS	6
EDUCATION SECTOR STUDIOS	10

QUALITY - STUDIOS IN CHARNWOOD

4.116 Detailed quality assessments have been undertaken on all Charnwood Borough Council sports facilities in the Borough. These are provided in Appendix 2a – 2aa and summarised in Appendix 2 and Table 4.16 above.

4.117 The quality of studios is generally good with a number of facilities having been built recently. The oldest studio in the Borough is at Wreake Academy, built in 1972, and refurbished in 2004. The two newest studios at Fit4Less and John Skillen Martial Arts and Fitness centre were built in 2015.

ACCESSIBILITY - STUDIOS IN CHARNWOOD

4.118 Health and fitness facilities are located across the Borough, in areas of highest population, given that the majority of potential users will be resident in these areas. Most studios are part of an overall fitness offer, although there is one stand-alone facility on a sports club site.

4.119 The pay and play accessible studios are in the same facilities as the pay and play fitness suites, therefore accessibility for studios is the same as shown on Map 4.10.

4.120 Map 4.10 illustrates that all Borough residents are within a 20-minute drive time catchment of a community accessible fitness suite (green dots are the pay and play community accessible fitness suites, and yellow dots are the fitness suites available for use by sports clubs/associations). Map 4.10 also shows that most of the Borough has access to the six pay and play fitness suites (3 sites) within a 10-minute drivetime, and all residents can access pay and play community accessible studios in a 20-minute drivetime.

4.121 Areas outside the 10-minute catchment area include the South West along the borders with Hinckley and Bosworth, and Blaby and to the South, Leicester. Residents in these areas may have easier access to fitness suites in neighbouring districts e.g. Beaumont Leys in Leicester. Similarly, residents in the North/North East, along the borders with Rushcliffe may have easier access to a fitness suite at East Leake.

4.122 A new leisure centre in Coalville, North West Leicestershire, which is being considered, would provide access to those in the West of Charnwood, outside the catchment area of an existing fitness suite. It should also be recognised that there are budget and other commercial fitness facilities in the Borough, which are used by some residents, as shown on Map 4.9.



AVAILABILITY - STUDIOS IN CHARNWOOD

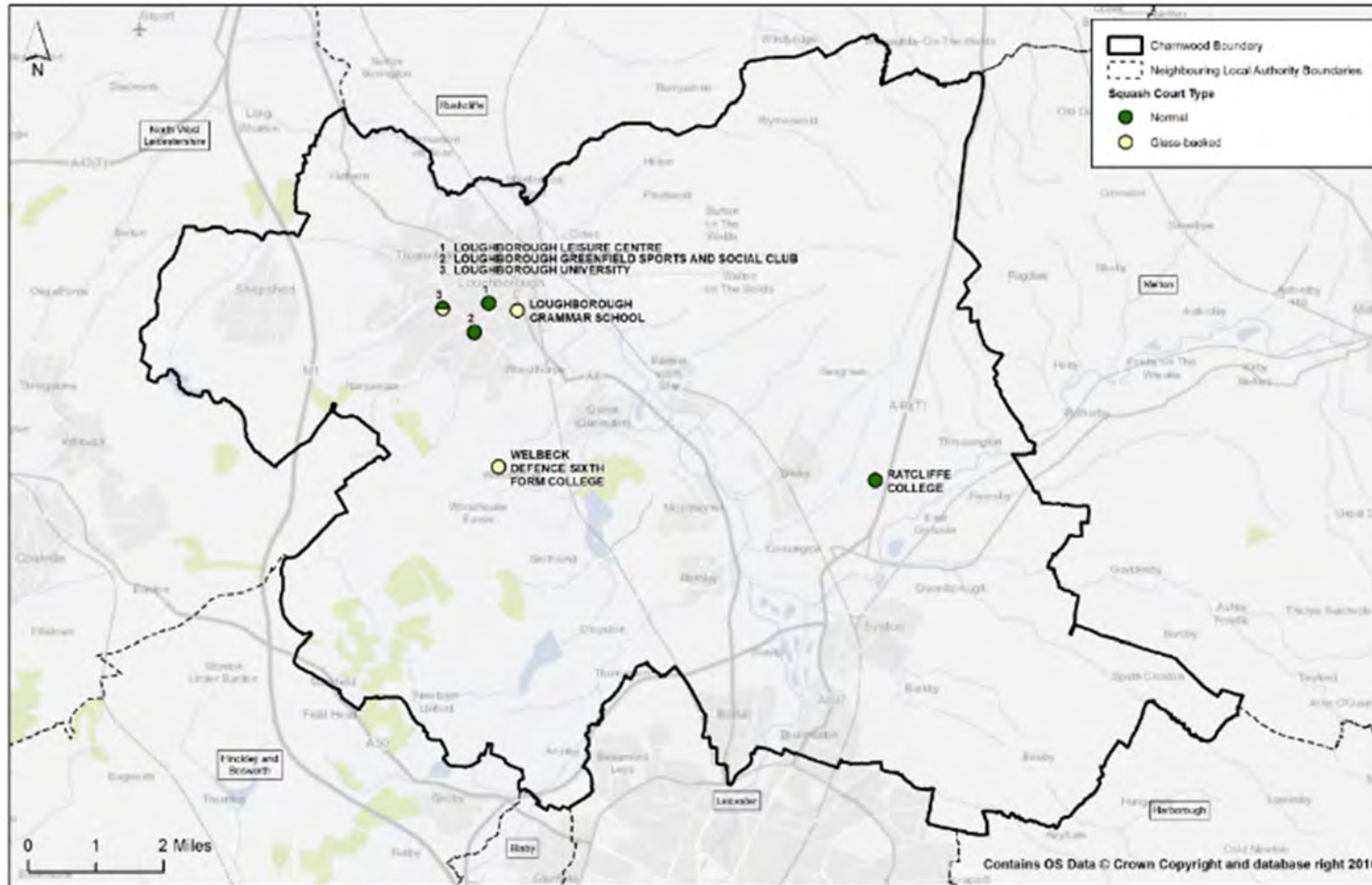
- 4.123 A comprehensive programme of fitness classes, and other sporting activities is offered at the pay and play facilities. Of the 22 studios in the Borough 11 are accessible for community use.
- 4.124 22.7% of all studios are provided by commercial operators as part of an overall fitness offer; these providers are the same as those operating commercial fitness suites.
- 4.125 Some commercial operators have membership rates comparable to those at Charnwood Borough Council leisure facilities. The studios in these budget gyms are used by local residents, as are the fitness suites.
- 4.126 In addition to the purpose -built studio facilities in the Borough, there are a number of multi-purpose halls located around the Borough, in community centres/halls; these are also used for activities which could also take place in a studio e.g. aerobics, dance, etc.

SQUASH

QUANTITY - SQUASH COURTS IN CHARNWOOD

- 4.127 There are 16 squash courts (6 facilities) in Charnwood. Of these 16 courts, 7 are glass backed courts (Loughborough Grammar School, Welbeck Defence Sixth Form College, Loughborough University). Squash courts in Charnwood are shown on Map 4.12.

Map 4.12: Squash Courts in Charnwood



Squash Courts by type in Charnwood



4.128 The overall supply of squash courts is summarised in Table 4.19. Community accessible courts are highlighted in grey.

Table 4.19: Squash Courts in Charnwood

SITE NAME	POST CODE	FACILITY TYPE	FACILITY SUB TYPE	UNIT	NUMBER	ACCESS TYPE	OWNERSHIP TYPE	MANAGEMENT TYPE	YEAR BUILT	YEAR REFURBISHED
LOUGHBOROUGH GRAMMAR SCHOOL	LE11 2DU	Squash Courts	Glass-backed	Courts	2	Sports Club / Community Association	Other Independent School	School/College/University (in house)	1978	2005
LOUGHBOROUGH GREENFIELD SPORTS AND SOCIAL CLUB	LE11 3HZ	Squash Courts	Normal	Courts	1	Sports Club / Community Association	Sports Club	Sport Club	n/a	n/a
LOUGHBOROUGH LEISURE CENTRE	LE11 3HE	Squash Courts	Normal	Courts	3	Pay and Play	Local Authority	Trust	1975	2000
LOUGHBOROUGH UNIVERSITY	LE11 3TU	Squash Courts	Normal	Courts	4	University Use	Higher Education Institutions	School/College/University (in house)	n/a	n/a
LOUGHBOROUGH UNIVERSITY	LE11 3TU	Squash Courts	Glass-backed	Courts	1	University Use	Higher Education Institutions	School/College/University (in house)	n/a	n/a
RATCLIFFE COLLEGE	LE7 4SG	Squash Courts	Normal	Courts	1	Sports Club / Community Association	Other Independent School	School/College/University (in house)	1985	n/a
WELBECK DEFENCE SIXTH FORM COLLEGE	LE12 8WD	Squash Courts	Glass-backed	Courts	4	Sports Club / Community Association	Further Education	School/College/University (in house)	2005	n/a



QUALITY - SQUASH COURTS IN CHARNWOOD

- 4.129 Detailed quality assessments have been undertaken for sports facilities in Charnwood. These are provided in Appendix 2a-2aa and are summarised in Appendix 2.
- 4.130 The quality of existing squash courts is generally of a reasonable to good standard; however, all courts are now ageing. All courts were built before 2005. Two of the oldest courts built in the 1970's have been refurbished since 2000.
- 4.131 A summary of squash court quality is provided in Table 4.20.

Table 4.20: Summary of Qualitative Assessments – Squash Courts

FACILITY	QUANTITATIVE AUDIT SCORE	QUALITATIVE AUDIT SCORE	NEED FOR INVESTMENT	COMMENTS
LOUGHBOROUGH GRAMMAR SCHOOL	72%	Good	Minimal	• Good quality facility
LOUGHBOROUGH GREENFIELD SPORTS AND SOCIAL CLUB	14%	Poor	Significant	• Very poor-quality facility
LOUGHBOROUGH LEISURE CENTRE	89%	Excellent	Minimal	• Squash courts are average to good quality
LOUGHBOROUGH UNIVERSITY	95%	Excellent	Minimal	• Squash courts are good quality
RATCLIFFE COLLEGE	76%	Good	Minimal	• Courts are good quality.
WELBECK DEFENCE SIXTH FORM COLLEGE	N/A	N/A	N/A	• Access unavailable

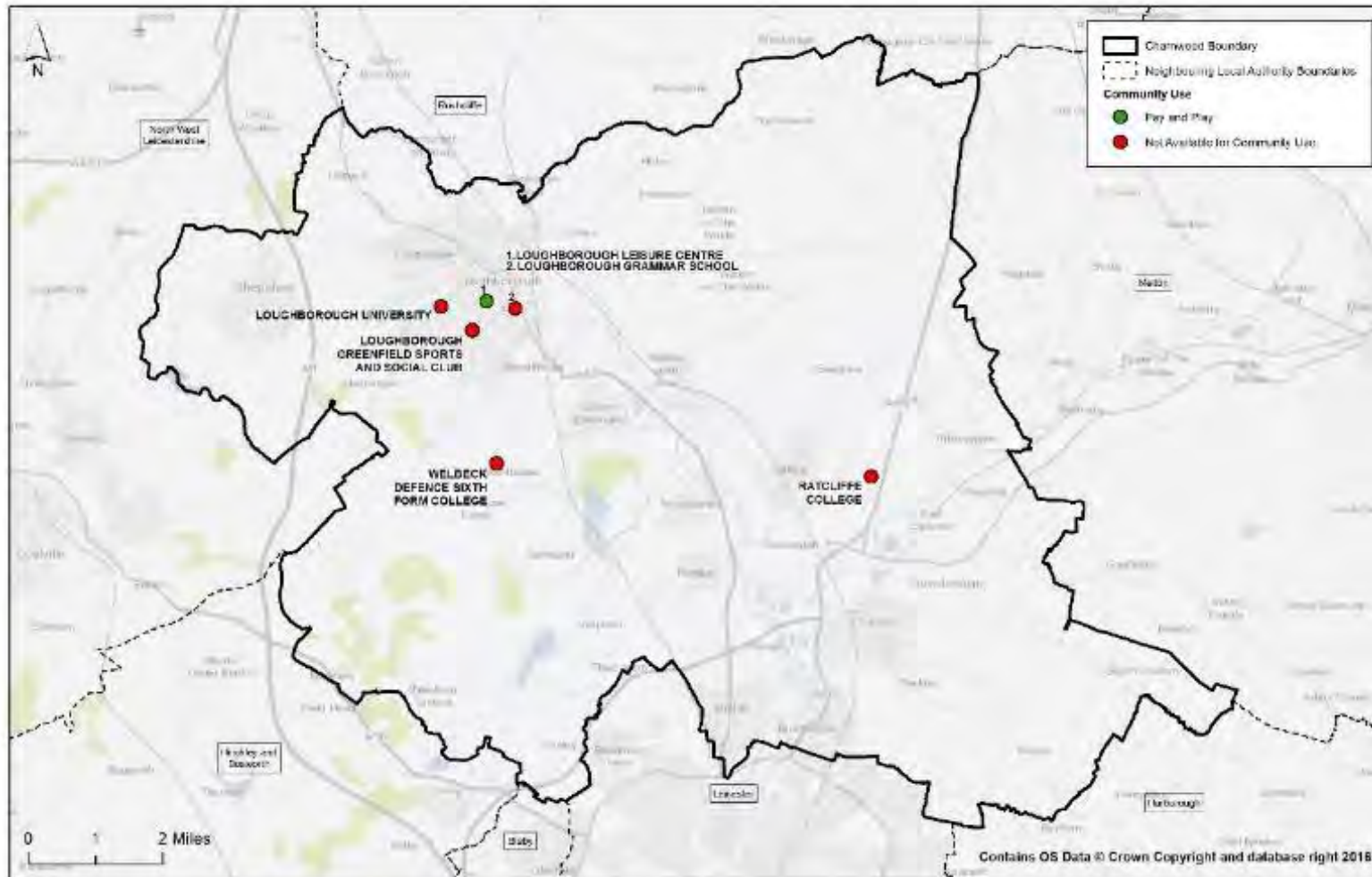
ACCESSIBILITY - SQUASH COURTS IN CHARNWOOD

- 4.132 Squash courts are more specialist facilities, so there are generally fewer of them in any one area. The majority of squash courts are now provided through clubs, as opposed to leisure centres.
- 4.133 Squash clubs use the existing courts; casual squash is played at Loughborough Leisure Centre.
- 4.134 Geographical distribution of squash courts in Charnwood is summarised in Map 4.14; this illustrates that the majority of the existing squash courts are located in and around the main areas of population in the Borough. Courts are distributed reasonably evenly throughout the Borough. There are some courts in neighbouring local authorities which may be more accessible to Borough residents.

AVAILABILITY - SQUASH COURTS IN CHARNWOOD

- 4.135 There are 3 pay and play community accessible squash courts (3 facilities) at Loughborough Leisure Centre. Five courts on the University campus are for the use of students and staff only. The rest of the courts are provided on education sites or through a sports club; these are all available for use by sports clubs/community associations.
- 4.136 There are no commercially operated squash courts, nor any pay and play community accessible glass-back squash courts.
- 4.137 Map 4.13 shows the community accessible squash courts in the Borough, including those with pay and play use.

Map 4.13: Community accessible Squash Courts in Loughborough



Squash Courts by community use availability in Charnwood





GYMNASTICS AND TRAMPOLINING

- 4.138 There are 3 purpose-built Gymnastics and Trampolining facilities in the Borough at Loughborough University Gymnastics Centre, at Loughborough Gymnastics Academy, and at Unit 4 Viking Court, Loughborough (Upstarts Gymnastics Club)
- 4.139 The Loughborough University Gymnastics Centre is a world-class, located in the Powerhouse building, offered as part of the University Performance Sport facilities. It provides facilities for University student use, and principally for the Loughborough Students Gymnastics Club, the most successful sports club in the University (in terms of competitive achievements). The Gymnastic team is currently champion of both the British Universities and Colleges men's and women's competitions.
- 4.140 Loughborough Gymnastics Academy is an industrial unit, which has been equipped for gymnastics, in Loughborough.
- 4.141 Loughborough Gymnastics Academy is home to both the Loughborough Gymnastics Academy, and Loughborough Acrobatics; the latter is a charitable company, offering gymnastics for all in the local community.
- 4.142 Loughborough Gymnastics Academy offers a range of pre-school classes and development squads. Its competitive focus is on Women's Artistic Gymnastics. There is a waiting list to join the Academy's classes.
- 4.143 Loughborough Acrobatics offers a range of classes and gymnastics disciplines, including general gymnastics, competitive acrobatics and tumbling, freestyle/parkour, pre-school (under 5's) and adult classes (18+). The Club has over 300 members, 10 qualified coaches and judges; it operates 6 times a week, offering classes termly, and yearly as well as open pay as you go sessions (selected sessions only).
- 4.144 Loughborough Upstarts Gymnastics Club offers a wide range of classes and squads, focussing on artistic gymnastics.
- 4.145 Opportunities to participate in Gymnastics and Trampolining are also provided within a number of sports halls in the Borough. These are not purpose built for gymnastics.
- 4.146 Charnwood Academy, based from Loughborough Leisure Centre (sports hall) runs a weekly Gymnastics Club for young people, which provides both recreational and competitive opportunities.
- 4.147 There are also a number of other local gymnastics clubs operating out of various sports hall facilities in Coalville and Ibstock, which are both adjacent to Charnwood.

QUALITY- GYMNASTICS FACILITIES IN CHARNWOOD

- 4.148 Loughborough Gymnastics Academy, and Loughborough University Gymnastics Centre all provide excellent quality facilities (Quality score equating to 60%+), i.e. for local clubs and performance gymnasts. These facilities are specialist and reflect the specific focus of the gymnastics club/participants using them.
- 4.149 Upstarts Gymnastics Club has very good quality facilities (Quality score equating to 60%).



ACCESSIBILITY – GYMNASTICS FACILITIES IN CHARNWOOD

- 4.150 The gymnastics facilities in Charnwood are used by the clubs based in each facility and are also accessible to other local gymnastics clubs by arrangement. These facilities are not accessible to individuals other than club members or those in a gymnastic class, given the nature of the sport.
- 4.151 The location of the Loughborough Gymnastic Academy is predominantly due to the site being available for purchase and conversion.
- 4.152 Loughborough University Gymnastics Academy is part of the University Performance Sports Campus.

AVAILABILITY – GYMNASTICS FACILITIES IN CHARNWOOD

- 4.153 The Loughborough Academy gymnastics facilities are used by the Academy and Loughborough Acrobatics squads and classes.
- 4.154 Loughborough University Gymnastics Academy is available for student use only, the Gymnastics team and other student clubs.

INDOOR BOWLS

QUANTITY - INDOOR BOWLS IN CHARNWOOD

- 4.155 There is one indoor bowls facility in Charnwood. This is the Charnwood Indoor Bowls Club, which is located in the centre of Loughborough, adjacent to Loughborough Leisure Centre.
- 4.156 The Indoor Bowls facility has 8 rinks, plus a social area, changing and toilets, and a meeting area. The facility is served by a large car park, shared with Loughborough Leisure Centre.
- 4.157 The Indoor Bowls Centre is owned by Charnwood Borough Council and leased to Charnwood Indoor Bowls Club.

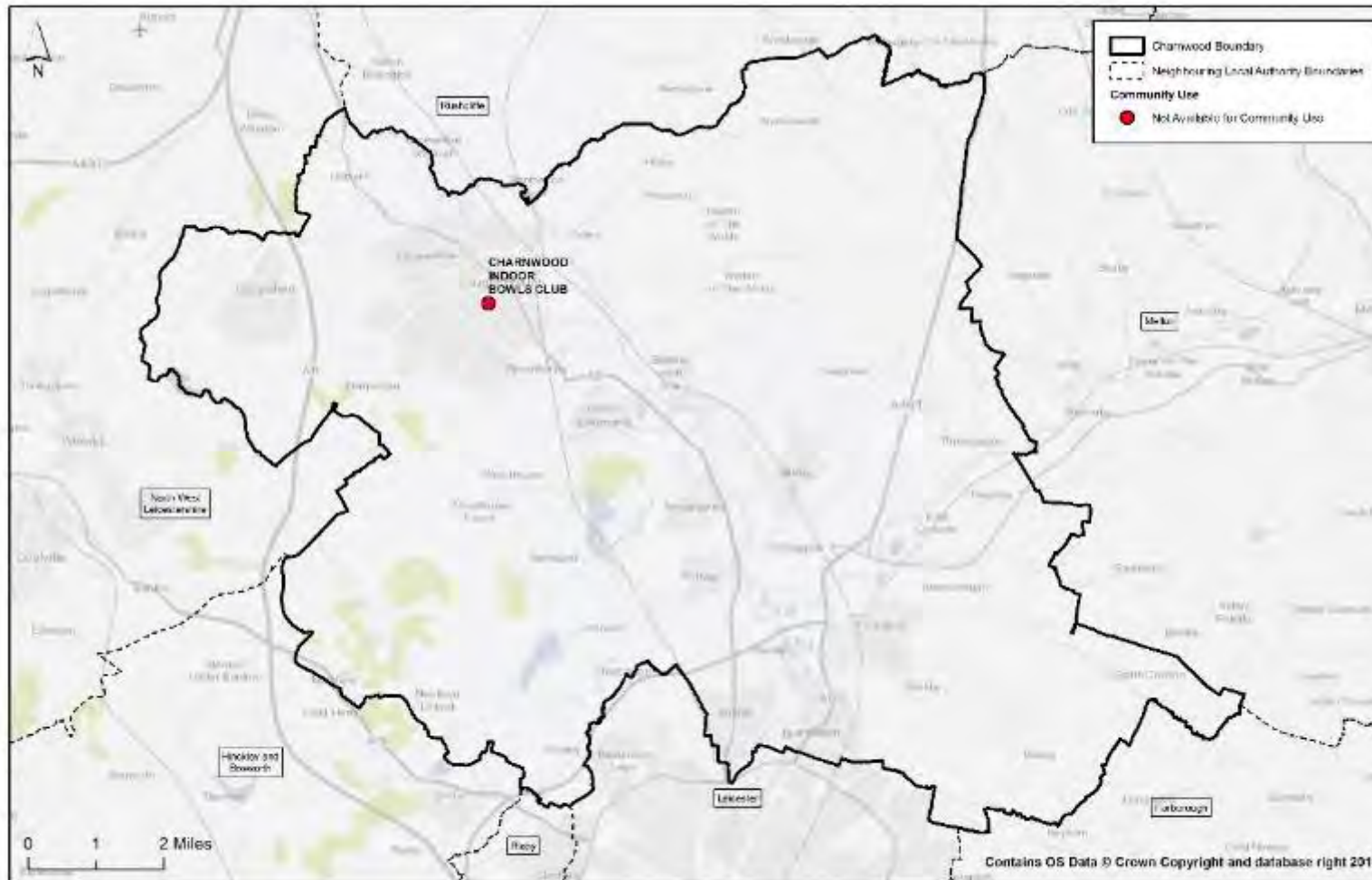
QUALITY- INDOOR BOWLS IN CHARNWOOD

- 4.158 Quality audits were undertaken on identified facilities in Charnwood. These are summarised in Appendices 2a-2aa, and in Appendix 2. Charnwood Indoor Bowls Club is of a good quality, is well maintained and in addition to the bowls rink, offers a venue for a variety of medium size social events.

ACCESSIBILITY - INDOOR BOWLS IN CHARNWOOD

- 4.159 Map 4.14 shows the location of the indoor bowls facility in Charnwood.

Map 4.14: Indoor Bowls Facilities in Charnwood



Indoor Bowls by community use availability in Charnwood



ACCESSIBILITY - INDOOR BOWLS IN CHARNWOOD

- 4.160 The indoor bowls facility is operated by Charnwood Indoor Bowls Club. Although membership is required to use the facility, it is reasonably priced and based on 'the more you pay the more you play', making the facility affordable to a large percentage of the population.
- 4.161 There are also pay and play opportunities available at certain times at the facility.



5. STAGE C - SUMMARY FACILITY CONCLUSIONS

- 5.1 Stage C of ANOG brings together all the data detailed in Stage B i.e. sections 1- 4 of the Evidence base; based on the analysis undertaken, the summary conclusion for current and future provision of each facility type assessed in the Borough is set out below. This analysis also takes into account the Facility Planning Model (FPM) data provided by Sport England; this data is checked and challenged through the analysis process, based on local knowledge and research. A summary of the FPM analysis reflected in the analysis is set out below.

NEIGHBOURING LOCAL AUTHORITIES

- 5.2 In determining the nature, level and location of sports facility provision required for the future in Charnwood, it is also important to be aware of how neighbouring local authorities are planning for the future. Given that communities use sports facilities in areas other than where they live, the development of new or improved provision can impact significantly on both participation levels and capacity cross-boundary. Consultation with neighbouring local authorities is summarised in Appendix 3.
- 5.3 Neighbouring local authorities provide sport and leisure facilities, and, given the geography of the local area in and around Charnwood, it is important to recognise that facilities outside the Borough may be easily accessible to Borough residents. The fact that there is some exported demand to neighbouring local authorities for use of pools (28.8%) and sports halls (20%) would appear to underpin this position.

SUMMARY CONCLUSIONS – FACILITY TYPES

SPORTS HALLS

CONSULTATION

SCHOOLS

- 5.4 All schools (primary (61), secondary (17), including Special and Independent schools in Charnwood were contacted and asked to complete a survey about their existing sports facilities, their plans/aspirations for future provision, and the extent and nature of community use of the facilities. 68 (87%) of the 78 schools responded to the survey; a summary of the total responses is included in Appendix 3.
- 5.5 Of the 68 schools responding to the survey, 33 have on-site sports facilities available to the community. All schools responding to the survey, except one (De Lisle College) would like to increase community use of their on-site facilities. The majority of these schools provide for at least some use by community sports clubs. It is important to note that the feedback provided by the schools accords with the findings of the supply and demand analysis and the Facility Planning Model (FPM); schools provide for community use by clubs and groups, not individuals on a pay and play basis.
- 5.6 Whilst the majority of any increased usage would be for sports activities, wider community use would also be welcomed. Some schools believe there is no demand for their facilities; this may be true of small, or non-purpose-built sports facilities, but in general, education facilities can provide a useful resource for the local community for both sport and community activities.
- 5.7 In addition to this survey, the majority of secondary schools with on-site sports facilities available for community use, were visited and allocated a quality score, see Appendix 2. Schools were contacted to inform the analysis and offered a meeting as part of the qualitative site visit. All site visits therefore involved on-site consultation with a member of staff.



- 5.8 Cedars Academy specifically requested a sit-down meeting with two staff members, because the Academy is pro-actively trying to develop increased community use of its facilities and wanted to make this clear in relation to this study. This Academy facilitates use of its sports halls and community halls by sports clubs/community groups and would like to increase usage. The on-site swimming pool is closed.

NATIONAL GOVERNING BODIES (NGB'S)

- 5.9 Consultation was undertaken with National Governing Bodies (NGB's), to identify their views on the need for sports hall provision in Charnwood. The views of NGBs who responded are included below.



Table 5.1: Summary of National Governing Body Consultation – Sports Hall Sports

NATIONAL GOVERNING BODY	CURRENT FOCUS/PRIORITIES	FUTURE FOCUS/PRIORITIES																		
BADMINTON ENGLAND	<p>The Whole Sport Plan (WSP) 2013-2017:</p> <p>The WSP vision: Consistently develop Champions, get the nation playing badminton and create a buzz around the sport.</p> <p>Priorities were the following:</p> <ol style="list-style-type: none"> 1. Grow and improve the talent segment 2. Significantly grow the 12 - 25 informal organised and club member markets 3. Significantly grow the informal organised 26+ participation segment 4. Stabilise and incrementally grow the 26+ casual participation segment 5. Prepare the 26+ club member market for growth <p>Badminton England National Facilities Strategy, 2012-2016. “Facilities are crucial to playing badminton, both for participants wanting to find a court at a time that suits them and to talented performers needing to do the requisite level of training.</p> <p>The quality of the design and the layout of a badminton facility has a big impact on a player’s enjoyment of the game and their progress in the sport”.</p> <table border="1" data-bbox="405 1066 1733 1437"> <thead> <tr> <th>AFFILIATED CLUBS</th> <th>FACILITY/ADDRESS</th> </tr> </thead> <tbody> <tr> <td>Shepshed Badminton Club</td> <td>Iveshead School</td> </tr> <tr> <td>Loughborough College Badminton Club</td> <td>Loughborough College</td> </tr> <tr> <td>Loughborough Leys Badminton Club</td> <td>Loughborough University Badminton Centre</td> </tr> <tr> <td>Loughborough Leys Junior Badminton Club</td> <td>Loughborough University Badminton Centre</td> </tr> <tr> <td>Loughborough Students Badminton Club</td> <td>Loughborough University Badminton Centre</td> </tr> <tr> <td>Loughborough Leys PC (Team Leicester)</td> <td>Loughborough University</td> </tr> <tr> <td>Loughborough Badminton Club</td> <td>Loughborough Grammar School</td> </tr> <tr> <td>Quorn Badminton Club</td> <td>Rawlins Academy</td> </tr> </tbody> </table>	AFFILIATED CLUBS	FACILITY/ADDRESS	Shepshed Badminton Club	Iveshead School	Loughborough College Badminton Club	Loughborough College	Loughborough Leys Badminton Club	Loughborough University Badminton Centre	Loughborough Leys Junior Badminton Club	Loughborough University Badminton Centre	Loughborough Students Badminton Club	Loughborough University Badminton Centre	Loughborough Leys PC (Team Leicester)	Loughborough University	Loughborough Badminton Club	Loughborough Grammar School	Quorn Badminton Club	Rawlins Academy	<p>Badminton England has restructured and is in the process of filling a post which will cover the East Midlands.</p>
AFFILIATED CLUBS	FACILITY/ADDRESS																			
Shepshed Badminton Club	Iveshead School																			
Loughborough College Badminton Club	Loughborough College																			
Loughborough Leys Badminton Club	Loughborough University Badminton Centre																			
Loughborough Leys Junior Badminton Club	Loughborough University Badminton Centre																			
Loughborough Students Badminton Club	Loughborough University Badminton Centre																			
Loughborough Leys PC (Team Leicester)	Loughborough University																			
Loughborough Badminton Club	Loughborough Grammar School																			
Quorn Badminton Club	Rawlins Academy																			



NATIONAL GOVERNING BODY	CURRENT FOCUS/PRIORITIES	FUTURE FOCUS/PRIORITIES						
	<table border="1"> <thead> <tr> <th data-bbox="405 411 1113 448">UNAFFILIATED CLUBS</th> <th data-bbox="1113 411 1736 448"></th> </tr> </thead> <tbody> <tr> <td data-bbox="405 448 1113 485">Radmoor Badminton Club</td> <td data-bbox="1113 448 1736 485">Rawlins Academy</td> </tr> <tr> <td data-bbox="405 485 1113 528">Astrazeneca Badminton Club</td> <td data-bbox="1113 485 1736 528">Loughborough Leisure Centre</td> </tr> </tbody> </table> <p>The following schools are signed up to the Smash Up programme:</p> <ul style="list-style-type: none"> • Iveshead School • Rawlins Academy • Limehurst Academy <p>The performance centre for Leicestershire, takes place at Babington Community College, Beaumont Leys, Leicester.</p> <p>Source: All data provided by Badminton England from their Club Directory</p>	UNAFFILIATED CLUBS		Radmoor Badminton Club	Rawlins Academy	Astrazeneca Badminton Club	Loughborough Leisure Centre	
UNAFFILIATED CLUBS								
Radmoor Badminton Club	Rawlins Academy							
Astrazeneca Badminton Club	Loughborough Leisure Centre							
<p>BASKETBALL ENGLAND</p>	<p>Basketball England’s Strategy launched in 2016 states:</p> <ul style="list-style-type: none"> • The aim is to create a single unifying vision for the sport in Britain underpinned by clear strategic objectives and accountabilities between the three home country associations, the BBF and their delivery partners. • To improve basketball from grassroots to GB teams, by adopting a whole sport approach and working closely with the basketball communities. • To create a collaborative culture with all partners to provide the environment required to achieve the vision. <p>Leadership and culture - be recognised and respected both on and off the court, with independent and effective leadership and the right balance of skills, experience and diversity</p>	<p>No feedback received</p>						



NATIONAL GOVERNING BODY	CURRENT FOCUS/PRIORITIES	FUTURE FOCUS/PRIORITIES
	<p>Awareness and profile - raise basketball's profile and increase public interest to attract a sustainable flow of income from a portfolio of commercial, broadcast and public-sector partners who provide funding for investment into the sport.</p> <p>Opportunities to play the game - become the second largest and fastest growing team sport in Britain for both men and women, by strengthening the links between clubs, schools and local basketball programmes and promoting basketball's value in increasing the health and wellbeing of the nation.</p> <p>Talent development pathways - support effective investment in a 'whole sport' talent development system such that each generation of male and female players is better than its predecessors, supported by well-managed player pathways integrating home nation and GB programmes.</p> <p>Quality leagues and clubs - build sustainable, high-quality leagues with vibrant arenas and regular, professional media coverage that support the development of future senior GB players, drive commercial income and engage their communities.</p> <p>Successful GB Teams - Develop men's and women's GB teams, from under 16 to senior, qualifying for, and being competitive in, the final stages of FIBA international competitions</p>	
<p>ENGLAND CRICKET BOARD (ECB)</p>	<p>There already are strategic priorities within the Charnwood area are to support clubs with the new entry level programme, All Stars Cricket (aimed at 5 - 8-year olds), ensure the clubs are meeting minimum criteria through the Clubmark process and continue school provision through the Chance to Shine programme. The England Cricket Board also supports a number of competitions which are played within the area. The England Cricket Board's current understanding is that there are no organised indoor leagues in the area.</p> <p>The England Cricket Board's strategic facility priorities are not development of indoor facilities. However, any enquiry to develop indoor cricket facilities is supported, as such facilities would support clubs within the area with regards to winter practice. There already a number of indoor facilities which have cricket provision ranging from excellent to poor (based on internal knowledge). The England Cricket Board is aware of a few clubs moving out of the district to find good practice facilities, which is an issue to be considered in programming of sports halls.</p>	<p>The England Cricket Board's future plans align to the national strategy for cricket; they are to 'Inspire Fans', promote 'Great Teams' and facilitate 'More Play'. This will be achieved through the delivery of a number of programmes.</p>
<p>ENGLAND NETBALL</p>	<p>England Netball has maintained the '10-1-1' mantra as the key element of their vision for the sport both internationally and domestically. This aspiration remains fundamental to the organisation's strategic planning.</p>	<p>There is sufficient access for high performance clubs to indoor training and competition facilities.</p>



NATIONAL GOVERNING BODY	CURRENT FOCUS/PRIORITIES	FUTURE FOCUS/PRIORITIES
	<p>Vision, Mission and values</p> <p>The 10-1-1 policy refers to three key targets for the sport:</p> <p>10 - Aspire to establish netball as a top 10 participation sport in England</p> <p>1 - Aspire to establish netball as the first-choice team sport for women and girls</p> <p>1 - Aspire to achieve and maintain Number 1 World ranking status</p> <p>Strategic goals</p> <p>In achieving these 3 central aspirations, England Netball has established 4 strategic goals:</p> <ul style="list-style-type: none"> ● Grow Participation in the netball by an average of 10,000 participants per year ● Deliver a 1st class member and participant experience ● Establish the national team as number 1 in the world by winning the World Netball Championships ● Lead an effective and progressive infrastructure enabling all involved in the netball experience to collaborate as one team aligned behind one dream. <p>Guiding Principles:</p> <p>Finally, England Netball has identified 9 guiding principles to help shape decision making within the organisation:</p> <ul style="list-style-type: none"> ● We are a customer-focused sport business. We will always place the participant at the heart of everything we do and provide the best quality service we can, but we will balance that with the need to grow and manage a sustainable business. ● We will value and respect the contribution and needs of our volunteer workforce who are integral to our success. 	<p>The future priorities are to improve access to indoor training facilities and the quality of outdoor surfaces used by grassroots netball clubs for both training and competition.</p> <p>Demand for indoor courts at Loughborough University means it is difficult to put on 'Back to Netball' Courses, or netball Now (turn up, pay and play opportunities).</p> <p>It is also difficult in Charnwood to get access to courts for health-related provision such as Walking Netball, which is a specific offer for older people</p>



NATIONAL GOVERNING BODY	CURRENT FOCUS/PRIORITIES	FUTURE FOCUS/PRIORITIES
	<ul style="list-style-type: none"> • We will centrally coordinate and locally deliver our portfolio of programmes and products targeting resources at the point of need (one size does not fit all), by ensuring pathways are integrated and securing a return to on our investment (financially or socially) creating capacity to reinvest in the business and deliver long-term sustainability. • We will be innovative and progressive in our thinking, always connecting short-term actions to medium-term strategies and long-term goals, while striving to improve the quality and standard of what we do and how we do it. • We will work as ‘one team aligned to one dream’ for the benefit of netball in England and as such we will succeed or fail together. • We will work in partnership and collaboration where there is a mutual benefit in terms of operational effectiveness and efficiency, value for money and added value for participants in netball. • We will develop, enable and encourage programmes and activities that have a positive and beneficial impact on the lives of netball participants. • We will establish integrated planning and process pathways that enable rather than constrain service excellence, making England Netball easy to do business with and add value to the participant. • We will recognise and celebrate individual and collective contributions and success. <p>Delivery Methods</p> <p>In order to deliver the strategic goals of netball, England Netball has established multiple participation programmes. programmes are detailed below:</p> <p>Traditional 7-aside: 7 aside is the longstanding format of the game that most girls are introduced to at school. The game is played to a professional level as part of the Netball Superleague to regional amateur leagues around the country.</p> <p>Back to Netball: A key participation programme for netball, Back to Netball sessions are run nationally with the intention of reintroducing women back into the sport.</p>	



NATIONAL GOVERNING BODY	CURRENT FOCUS/PRIORITIES	FUTURE FOCUS/PRIORITIES
	<p>Netball England report that over 60,000 women have taken part in these sessions since 2010.</p> <p>Netball Now: A turn up and play session of netball with an emphasis on low organisation for the player, with no assigned teams or organised leagues. Netball Now targeted at 16 - 21-year olds and is seen as a partner to the Back to Netball programme.</p> <p>High 5: The entry game for netball targeted at children aged 9-11. The game can be mixed or single sex and is designed to get children playing the game in an active and enjoyable way.</p> <p>I Heart Leagues: Designed to provide a social and gentle introduction into match play. The leagues are designed for players who have participated in the Back to Netball program or Social Players looking for a weekly, light but competitive game.</p> <p>Netball in the City: An annual competition that targets corporate teams based around central venues in large cities. The closest league to Charnwood is in Nottingham.</p> <p>Nets: A fast, tactical variant of 7 aside netball, Nets is a high impact version of netball played exclusively indoors in high tensions cages. The closest Nets venue to Charnwood is Leicester Sports Centre.</p> <p>Walking Netball: A slower version of the 7 aside game played only at walking pace. The programme is targeted at older demographics with a key focus on sociability and enjoyment</p> <p>Charnwood, and specifically Loughborough is a key area of delivery for netball in the East Midlands with several regional leagues based at Loughborough Leisure Centre and across two venues at Loughborough University. In addition to this, one of the sport's professional Vitality Netball Super League teams, Loughborough Lightning is based in the borough and plays out of Loughborough University. Loughborough University is also the current base for England Netball's administrative Headquarters and World Class Performance Programmes.</p> <p>In terms of outdoor netball, there is little community demand that is considered to be a part of the 'netball' family' (netball that falls under the umbrella of the programmes run by or affiliated to England Netball). However, the outdoor courts are vital for school netball. Outdoor courts are occasionally utilised for outdoor tournaments. To operate, these tournaments require facilities with a minimum of 6 courts to operate.</p>	



NATIONAL GOVERNING BODY	CURRENT FOCUS/PRIORITIES	FUTURE FOCUS/PRIORITIES
	<p>There is also an interest in multi-use sand dressed artificial surfaces to enable grass roots and recreational netball in partnership with hockey and tennis. Such a facility could form an alternative offer to 3G surfaces but would be subject to appropriate slip resistance levels being met.</p> <p>There are a number of affiliated Clubs that use Loughborough Leisure Centre - located in the town centre.</p> <ul style="list-style-type: none"> ● Charnwood Rutland Netball Club ● Hinckley Hurricanes ● Moll Buzzers ● Nottingham City Netball Club ● Papura ● Phoenix Loughborough ● Scorpions ● Sence Valley ● Sutton Bonnington Netball Club ● The Dragons <p>Moll Buzzers and Scorpions are the only Clubs that use the Centre for training. All listed use the Centre for fixtures as the it is the base for the Loughborough Town district League.</p> <p>Based on the League’s website (http://www.ltnl.co.uk/) the fixtures take place September to June, 2 indoor courts, midday to 6pm on Saturdays.</p> <p>These facilities are also used on selected Sundays for Cup and Plate competitions.</p> <p>The University facilities – all three courts at Sir David Wallace Sports Hall (main 12 court hall), and the 2 courts at the Netball Centre are used on Saturday mornings for the East Midlands Regional League Fixtures. This venue is also home of the Loughborough Lightning Super League Franchise and is the base for England Netball’s National training programmes.</p> <p>According to England Netball records, there are a couple of other indoor venues that Clubs use for training within Charnwood.</p>	



NATIONAL GOVERNING BODY	CURRENT FOCUS/PRIORITIES	FUTURE FOCUS/PRIORITIES
	<p>These are:</p> <ul style="list-style-type: none"> ● Charnwood Rutland Netball Club - Charnwood Academy, Thorpe Hill (School) ● Scorpions - Loughborough College, Radmoor Road ● Soar Valley Allsorts - Rawlins Academy, Loughborough Road, Quorn <p>There is a need for increased netball access to sports hall space.</p>	
<p>TABLE TENNIS ENGLAND</p>	<p>Previously, TTE has worked in 'priority zones' which were defined as local authority areas with significant potential to grow our sport. With the shift towards the 'core market' we will be looking to work with proactive and developing clubs and leagues to improve retention rates and table tennis experience to ensure our members become more resilient.</p>	<p>No response received despite chasing</p>
<p>VOLLEYBALL ENGLAND</p>	<p>Facility needs in Charnwood District are currently being met.</p> <p>Currently club/academy delivery takes place across Loughborough University, Loughborough College and Limehurst School.</p>	

N.B. All NGBs were contacted several times and asked for their input to this strategy.



- 5.10 In relation to sports hall sports, no response has been received from Basketball England, despite several requests for them to feed back.
- 5.11 Based on the above feedback, it is clear there is further potential to develop participation in badminton, given the NGB priorities and views on current provision.

SUMMARY OF SPORTS HALL SPORTS CLUB VIEWS

5.12 A questionnaire was sent to all indoor sports clubs in the Borough; this was supplemented with follow up telephone consultations wherever possible, to ensure a representative response was received. Despite contacting clubs individually, a low response was received. However, 4 of the priority indoor sports clubs (two sports hall sports and two swimming clubs) identified by Charnwood Borough Council eventually responded. A full summary of the Sports Club Survey is included at Appendix 3. All additional feedback is summarised in the relevant sports section of this Section 5.

Table 5.2: Summary of Sports Club Consultation – Sports Hall Sports

CLUB	KEY ISSUE FOR CLUB
CHARNWOOD NETBALL CLUB Charnwood Academy, Thorpe Hill, Loughborough, Leicestershire, LE11 4SQ	The club identified the following issue with the venue it uses (Charnwood Academy): “Floor slippery for top standard of netball, extremely expensive”. As the Club develops and membership grows, it will need a minimum of two courts and more court time (Charnwood Academy) Increased membership will result from more Coaches and Funding
LOUGHBOROUGH TECH BADMINTON CLUB	Play at Loughborough College. Facilities good, have access to times and space they need. Membership 12 – 15 adults



SPORT ENGLAND FACILITY PLANNING MODEL (FPM)

Strategic Leisure was provided with Sport England's Facilities Planning Model National Run (July 2017 report, based on January 2017 National Run data) for sports hall provision in Charnwood.

The FPM reports were derived from a local run; whilst the national run information is the baseline. For all of the runs undertaken for Charnwood the national run picture was adjusted as agreed to reflect local circumstances including the run scenarios and population change, plus the facility audit and consultation work identifying that a number of sports halls do not actually provide for any community access. The FPM analysis and the overall supply and demand analysis are based on the same number of existing and planned sports hall facilities.

The FPM modelling runs are:

- **Run 1** - Supply, demand and access to sports halls based on the population in Charnwood Borough and the neighbouring authorities in 2017, with the changed hours for community use at the University of Loughborough and the Welbeck 6th Form Defence College and excluding the Holywell Fitness Centre
- **Run 2** - Supply, demand and access to sports halls in 2036, based on the projected change in population 2017 – 2036 in Charnwood Borough and applying bespoke population projections. ONS population projections are applied to the neighbouring local authorities and including the facility changes in Run 1
- **Run 2 also tests**
 - a) the impact of the closure of the Hermitage Leisure Centre in NW Leicestershire and opening a new 8 badminton court sports hall in Coalville in 2022; and
 - b) the impact of proposals for two additional sports halls within Charnwood, as part of strategic urban extensions, at West of Loughborough, with a 3-badminton court size sports hall planned to open in 2025. Plus, the inclusion for a 4-badminton court size sports hall at the strategic urban extension North East of Leicester planned to open in 2023.

The differences between the two FPM Runs are:

- **The year being considered**
- **Run 1 looks at changed operating hours in identified facilities to reflect the current level of provision and access**
- **Run 2 uses the same data as Run 1, but looks at the impact of a new 8 badminton court hall opening in Coalville and two new sports halls opening in Charnwood**

SPORTS HALLS

The Sport England FPM report sets out an assessment of the current situation regarding sports hall supply, based on a 2017 population of 180,286 people, and 212,306 people by 2036, a 17.7% increase between the two years. The key findings are summarised below. The full report and summary analysis can be accessed at Appendix 6. This includes all details of the FPM parameters and assumptions/exclusions.

The FPM modelling is based on the current position in 2017 and then how this changes based on projected population growth up to 2036 and changes in sports hall supply. It includes in Run 2 the proposed addition of two new sports halls in Charnwood and the increase in demand for sports halls from population growth and residential development.

The headline conclusions of the FPM assessment and findings, based on the modelling undertaken, and reflecting actual patterns of use and accessibility on the ground, is the extensive supply of sports halls in Charnwood (including the two new sports halls in the SUEs) can meet the demand for sports halls in both 2016 and 2036. There is a Borough wide uplift in used capacity of sports halls of 5% between the two years.



5.13 Table 5.3 summarises the overall supply and demand analysis for sports halls in the Borough.

Table 5.3: Summary Analysis – Sports Hall Supply and Demand

FACILITY TYPE	ASSESSMENT FINDINGS
SPORTS HALLS	
QUANTITY	<ul style="list-style-type: none"> There are 41 halls in the Borough, over 29 sites (sports halls and activity halls) 24 of these are strategic sized sports halls i.e. 3 courts +; 20 offer community access, and 3 offer pay and play community access NGBs and local sports clubs do not raise any specific needs, other than increased capacity for netball. All schools which have on-site sports facilities (except 3) have an ambition to increase access for community use There is already some sport and physical activity being delivered in village and community halls across the Borough; there is opportunity to increase awareness of this and to extend it, particularly where there are halls available, but no pay and play community access Loughborough Leisure Centre has an average used capacity of 94% and Soar Valley Leisure Centre 100% at peak times. The average across the education sports halls available for community use (sports clubs/associations) is 35%-55% in the weekly peak period; there is therefore, some potential to increase use at these sites. <p>FUTURE DEMAND</p> <ul style="list-style-type: none"> The FPM identifies that there is a supply and demand balance by 2036, as there are already proposals for two new sports halls in the SUEs to the West of Loughborough, and the North East of Leicester. The total of 7 new badminton courts is justified. It is important to highlight that given the supply/demand balance none of the existing provision should be lost; it could be replaced/re-located, but not reduced, given that there are only 3 community accessible sports halls (pay and play) in Charnwood. Existing community access at education sites needs to be maintained as a minimum and secured wherever possible with a formal CUA. Any new sports halls developed on education sites should provide community access as a result of a planning condition; this should wherever possible include pay and play access.
QUALITY	<ul style="list-style-type: none"> The average age of sports halls in Charnwood is 25 years old. Quality varies across the facilities, but the majority are in good condition. Charnwood Borough Council provides two sports halls. One at Loughborough Leisure Centre, built in 1975 and refurbished in 2012, and Soar Valley Leisure Centre built in 2004.
ACCESSIBILITY	<ul style="list-style-type: none"> Geographically, strategic size sports halls are well distributed across the Borough, The majority of the Borough is within a 10-minute drivetime catchment of a sports hall (green area on Map 4.4). All residents in the Borough are within a 20-minute drivetime of a sports hall.



FACILITY TYPE	ASSESSMENT FINDINGS
	<ul style="list-style-type: none"> • Overall, there is low unmet demand across the Borough for sports halls • However, the two planned new sports halls (total 7 new courts) in the two SUEs are justified (one West of Loughborough 3 badminton courts, and one North East of Leicester 4 badminton courts)
AVAILABILITY	<ul style="list-style-type: none"> • In Charnwood there is a very high level of sports hall and Activity Hall provision. However, the majority provides for sports club/association use. • Two sports halls – Loughborough Leisure Centre and Soar Valley Leisure Centre, both provided by Charnwood Borough Council, and managed by Fusion, provide for pay and play access i.e. 12 badminton courts from a total of 132 (9%). These are also the only two sports halls providing daytime access to the community. • The majority of the strategic size halls are on education sites with limited daytime access; there are no formal CUAs in place • The limited daytime access to sports hall provision highlights the importance of the community and activity halls which are available during the day, particularly for the older population, or those without private transport • There are 18 Activity Halls, and 15 of these provide for community access (sports clubs/associations). None of the Activity Halls provide pay and play access. • There are also a large number of informal community centres/halls which provide for a wide range of activities, including sport and physical activity, at local level.



SWIMMING POOLS

CONSULTATION

SCHOOLS' SURVEY

5.14 Full details of the school survey are given at paragraphs 5.4-5.7 and in Appendix 3. There were no issues raised by schools regarding swimming pool provision.

NATIONAL GOVERNING BODIES (NGBS)

5.15 Consultation was undertaken with National Governing Bodies (NGB's), to identify their views on the need for swimming pool provision in Charnwood. The views of Swim England are summarised in Table 5.4.

Table 5.4: Summary of National Governing Body Consultation – Aquatic Activities

NATIONAL GOVERNING BODY	CURRENT FOCUS/PRIORITIES	FUTURE FOCUS/PRIORITIES
SWIM ENGLAND	<p>The swimming pool provision in Charnwood DC is exemplary with a very large surplus of water space; however, this is mainly due to the provision of the 50m pool on Loughborough University campus, which actually has limited community use, but its scale tends to skew the data.</p> <p>Regardless the community provision is very well distributed across the District serving the principal population bases. The quality and size of the community use pools is good with one 25m x 6 lane pool at Loughborough Leisure Centre.</p> <p>The community pools support swimming clubs of reasonable size but with room for increase</p>	<p>Growth and stability</p> <p>Maintain the status quo across the Borough</p>

SUMMARY OF AQUATIC SPORTS CLUB VIEWS

5.16 Three Aquatic Clubs responded to the consultation. Their key issues are summarised in Table 5.5.

Table 5.5: Summary of Sports Club Consultation – Aquatic Sports

CLUB	KEY ISSUE FOR CLUB
LOUGHBOROUGH TOWN SC	<p>The swimming club is based at Loughborough Leisure Centre.</p> <p>The Club is not keen for other clubs to access the available water space; the swimming club state that “We wouldn’t recommend it as we struggle to find enough pool time for our own swimmers without having this reduced for use by a similar organisation”</p> <p>As membership continues to grow, the Club needs access to more water space: “Lanes (not whole pool) for a morning session, potential increase or additional days whilst still keeping costs down”</p> <p>The rationale for growing membership is to: “Strengthen clubs’ teams and increase swimmer participation in the area”</p> <p>As the Club develops, it needs support as follows: “Learn to swim club links, work around finances and support to access grants”</p>



CLUB	KEY ISSUE FOR CLUB
<p>SHEPSHED DOLPHINS (DISABILITY SWIMMING)</p>	<ul style="list-style-type: none"> • Disabled, Recovery and rehabilitation. • 50 members from 6 months to 80 years of age. • Have a programme of activities between 10.30-12.30 at Iveshead School– lane swim, fitness class, free time (shedsheddolphins.org.uk) • 2no. disabled change rooms, main change rooms, pool hoist. • Swimming pool committee works with school to look at ways to keep improving the pool. • Club needs more volunteers for the welcome desk and to lead sessions, need 3 people at each weekly session. <p>A core group of members keeps the club funded; there is also a relationship with respite centre Glebe House who access sessions.</p>
<p>SHEPSHED SWIMMING CLUB</p>	<ul style="list-style-type: none"> • Membership decreased over last 3 years but is projected to grow by 20 over the next 3; use Iveshead School for all training and swimming. • The facility is adequate to poor – priority areas for the Club are facility maintenance, value for money and improved changing rooms. • Shepshed Swimming Club can only access 1 pool; this is the school pool at Iveshead School. Due to this the pool suffers from a lack of investment as funding comes out of the school budget. This also means the long-term viability of this pool is under threat. The loss of this pool would be the end of our club and the end of all swimming facilities in Shepshed. • Shepshed is in desperate need of investment into swimming facilities before it is too late, and we lose all access to swimming in the town. • Better links to local schools and Swimming lesson programmes are needed to achieve club’s potential. • The Club draws members from Shepshed and surrounding villages; the Club would not recommend the facility to other users.



SPORT ENGLAND FACILITY PLANNING MODEL

Strategic Leisure was provided with Sport England's Facilities Planning Model National Run (July 2017 report, based on January 2017 National Run data) for swimming pool provision in Charnwood. The FPM reports were derived from a local run; whilst the national run information is the baseline. For all of the runs undertaken for Charnwood the national run picture was adjusted as agreed to reflect local circumstances including the run scenarios and population change. The FPM analysis and the overall supply and demand analysis are based on the same number of existing and planned sports hall facilities.

The FPM analysis and the overall supply and demand analysis are based on the same number of existing and planned swimming facilities.

The FPM modelling runs are:

- **Run 1**
Supply, demand and access to swimming pools based on the population in Charnwood Borough and the neighbouring authorities in 2017
- **Run 2**
Supply, demand and access to swimming pools in 2036, based on the projected change in population 2017 – 2036 in Charnwood Borough and applying bespoke population projections. ONS population projections are applied to the neighbouring local authorities.
- **Run 2 also tests**
The impact of the closure of the Hermitage Leisure Centre swimming pool in NW Leicestershire and opening a new 25m x 8 lane swimming pool in Coalville in 2022
- **Run 3**
Supply, demand and access to swimming pools, as in run 2, but also including the impact of the potential closure of two swimming pools on education sites: these being Charnwood Academy a 25m x 4 lane pool; and Iveshead School also a 25m x 4 lane pool but of smaller lane width

SWIMMING POOLS

The Sport England FPM report sets out an assessment of the current situation regarding swimming pool supply, based on a 2017 population of 180,286 people, and 212,306 people by 2036, a 17.7% increase between the two years. The key findings are summarised below. The full report can be accessed at Appendix 6. This includes all details of the FPM parameters and assumptions/exclusions.

The FPM modelling is based on the current position in 2017 and then how this position changes based on projected population growth up to 2036 and changes in swimming pool supply. It includes in Run 2 the proposed addition of a new swimming pool in North West Leicestershire to replace the Hermitage Centre.

In Run 2 the potential future closure of two school pools (Charnwood Academy and Iveshead School) by 2036 is considered; this is purely a possible scenario given the age and condition of the pool facilities and the current trends on education sites of closing swimming pools.



This scenario is modelled simply to illustrate the impact of two school pools closing, to ensure the planning for future provision is resilient to this kind of eventuality, and importantly protects community and pay and play access to water space.

The headline conclusions of the FPM assessment and findings, is that there is unmet demand for swimming in 2017; this would increase if two education pools were to close by 2036 (Run 3).

Based on the FPM assessment and findings, the demand for swimming pools does exceed supply – in both 2017 and 2036, when simply looking and comparing the Charnwood demand with the Charnwood supply of pools. However, over 90% of the Charnwood demand for swimming pools in both years can be met.

The impact of a potential closure of two education pool sites is to increase unmet demand to 6% of total demand and 129 sqm of water. In 2017 unmet demand equates to 74 sqm of water, by 2036 it is 104 sqm of water space. If up to two education pools were to close by 2036 then the unmet demand could increase to 129 sqm of water space. (For context, a 4-lane x 25m pool is circa 212 sqm of water space, depending on lane width).

Whilst unmet demand is low the pools are estimated to have a high level of pool capacity used, especially the public leisure centre pools in both 2017 and up to 2036. Consequently, reducing the supply of pools, albeit by two quite small pools on education sites, does exacerbate the overall supply and demand balance.

However, the impact of the potential closure of two education pools is to make the public leisure centre pools even more full.

On grounds of reducing the used capacity of the public swimming pools and re-distributing demand, so as to create some headroom of capacity at the public pools, there could be negotiated access to more community use of the pools on the remaining education sites. However, the core business case for the public swimming pools may very well preclude sharing of pool use with other pool sites. In which case the FPM assessment is that the public swimming pools will continue to operate at a very high level of use.

- 5.17 The Thurmaston Primary School Swimming Pool (small pool) facility has been closed for the last 2 years and is not included in Active Places nor the Facility Planning Model runs (see Section 5 above). The total sqm of this pool is 72 sqm i.e. smaller than the strategic size of 160 sqm which is the minimum size considered to be viable for public pay and play access.
- 5.18 There are proposals, supported by Thurmaston Parish Council to re-open the pool; this proposal was not highlighted in any response by the Parish Council to the Indoor Facility Strategy consultation. Although located in the South of Charnwood, and close to the North East of Leicester SUE, it is unlikely, given its size and location on a primary school site, to offer significant pay and play swimming opportunities. Whilst there may be an opportunity to offer swimming lessons/use for groups/organisations, none of this is as yet clear. Additional water space is beneficial for young people in an education setting in terms of learn to swim, but this amount of water space would not on its own mitigate the identified current and future under-supply of provision.



5.19 Table 5.6 summarises the overall supply and demand analysis for swimming pools in the Borough.

Table 5.6: Summary Analysis – Swimming Pool Supply and Demand

FACILITY TYPE	ASSESSMENT FINDINGS																					
SWIMMING POOLS																						
QUANTITY	<ul style="list-style-type: none"> There are 14 swimming pools in the Borough, over 13 sites (main pools, learner pools) 5 pools are strategic sized swimming pools i.e. 160 sqm + 5 pools (main), provide community pay and play access; 10 pools are on education sites, providing for club /community group access The FPM identifies unmet demand for swimming of 3.9% in 2017 and 6% by 2036 (Run 3) <p>FUTURE DEMAND</p> <ul style="list-style-type: none"> The FPM analysis highlights that there is current and future unmet demand for water space (Run 3); the potential closure of two ageing education pools in poor condition, and population growth will further increase demand levels; this will mean that the existing Charnwood Borough Council pools become uncomfortably full. Given all the issues surrounding supply and demand for water space, one option to address them is to take the whole negative supply/demand balance and provide for this in the area of highest unmet demand for swimming. The FPM highlights this as being in the south of the Borough, and specifically around the Birstall area. The current and future level of unmet demand in the Borough suggests there is an opportunity to consider additional provision of swimming pools. There are significant capacity issues relating to high levels of demand for swimming lessons at both South Charnwood Leisure Centre and Soar Valley Leisure Centre which further evidence that there is insufficient current provision to accommodate demand within existing swimming pools. Fusion, Charnwood’s leisure facility operator has identified the throughput of users attending swim schools: <p>Table 7: Fusion data - Swim Schools</p> <table border="1"> <thead> <tr> <th></th> <th>Soar Valley</th> <th>South Charnwood</th> </tr> </thead> <tbody> <tr> <td>Total number in swim school</td> <td>1226</td> <td>923</td> </tr> <tr> <td>Total number of places available in swim school</td> <td>1539</td> <td>1007</td> </tr> <tr> <td>Occupancy (%)</td> <td>79.66%</td> <td>91.66%</td> </tr> <tr> <td>Vacant (%)</td> <td>20.34%</td> <td>8.34%</td> </tr> <tr> <td>Group waiting List</td> <td>38</td> <td>8</td> </tr> <tr> <td>1-2-1 waiting list</td> <td>91</td> <td>39</td> </tr> </tbody> </table> <p>Source: Fusion, (Charnwood Borough Council, Broadnook Swim Assessment), 2016</p> <ul style="list-style-type: none"> Waiting list for groups are related to the swimming ability of each child, and the capacity in the relevant classes. Parent and toddler and level 1 are the main areas where there is currently insufficient capacity to meet demand. 		Soar Valley	South Charnwood	Total number in swim school	1226	923	Total number of places available in swim school	1539	1007	Occupancy (%)	79.66%	91.66%	Vacant (%)	20.34%	8.34%	Group waiting List	38	8	1-2-1 waiting list	91	39
	Soar Valley	South Charnwood																				
Total number in swim school	1226	923																				
Total number of places available in swim school	1539	1007																				
Occupancy (%)	79.66%	91.66%																				
Vacant (%)	20.34%	8.34%																				
Group waiting List	38	8																				
1-2-1 waiting list	91	39																				



FACILITY TYPE	ASSESSMENT FINDINGS
<p>SWIMMING POOLS</p>	<ul style="list-style-type: none"> • Waiting lists for 1-2-1s is due to time and pool space. • The data shows that Soar Valley is operating at circa 80% occupancy and South Charnwood at circa 92% during swim lessons within the peak period. Sport England recommends that a comfort level for swimming pools should be 80%, which means that Soar Valley is operating at capacity and South Charnwood is operating 12% over capacity for swim lessons during the peak period. These capacity issues are further intensified by the 'Group waiting lists' and '1-2-1 waiting lists', particularly at Soar Valley. Significantly, the lack of capacity is impacting on those at an early stage in participation in sport and physical activity, where it is so important to establish a lifestyle behavior, and well as acquire a vital life skill. To meet the existing demand, never mind that which will result from population growth, there is a need to provide additional water space capacity. • Addressing the area of highest unmet demand would mean developing new provision in the south of the Borough. • There is potential to develop a learner pool at Soar Valley Leisure Centre, where there is already significant latent demand for swimming lessons, and where there is the smallest main pool in the Borough. The south, and specifically Birstall is also the area where there is highest current unmet demand for swimming, and where there is new housing development underway.
<p>QUALITY</p>	<ul style="list-style-type: none"> • Charnwood Borough Council's swimming pools are of good quality. • The majority of the education facilities, although offering a good level of provision, are ageing facilities, with the majority of pools built in 1976 or earlier
<p>ACCESSIBILITY</p>	<ul style="list-style-type: none"> • All of the Borough's residents have access to the five pay and play swimming pools (4 sites) within a 20-minute drivetime, and some residents can access the pools in a 10-minute drivetime. • There is a level of exported use to neighbouring pools (19% of satisfied demand is at pools outside the Borough).
<p>AVAILABILITY</p>	<ul style="list-style-type: none"> • 5 pools are accessible for daytime use (Loughborough Leisure Centre, Soar Valley Leisure Centre and South Charnwood Leisure Centre). Of the 14 pools, 5 main pools (1 large learner pool plus 4 main pools) are community pay and play accessible facilities, during operating hours. • Both Loughborough and Soar Valley Leisure Centre pools are operating at very high levels of use. • There is potentially some existing capacity at some of the pools on education sites, but this will not address unmet demand for public swimming. • Future unmet demand for swimming pools as a result of population growth cannot be accommodated in the existing swimming pool stock.



HEALTH AND FITNESS FACILITIES

CONSULTATION

5.20 Consultation did not identify any specific issues or needs for future provision of health and fitness facilities from schools, sports clubs or NGBs.

SUPPLY AND DEMAND ANALYSIS

Table 5.7: Summary Analysis – Health and Fitness Supply and Demand

FACILITY TYPE	ASSESSMENT FINDINGS
HEALTH AND FITNESS (FITNESS SUITES AND STUDIOS)	
QUANTITY	<p>There are 26 fitness suites in the Borough, with a total of 1540 fitness stations. Charnwood Borough Council facilities provide 13.1% of all fitness stations in the Borough.</p> <p>There are 22 studios in the Borough, 7 of which are pay and play community accessible.</p> <p>SUPPLY AND DEMAND ANALYSIS</p> <p>The existing commercial sector fitness suite provision in the Borough is used by some residents. None of the commercial fitness suites are high end fitness companies, so membership cost is comparable with the Charnwood Borough Council facilities.</p> <p>On this basis, the assessment of the current and future need for fitness facilities reflects the fact that Borough residents are likely to use those facilities which offer provision and a membership rate comparable to public sector facilities. The assessment of need (See Appendices 9 and 10) therefore includes the following commercial facilities, as ‘pay and play’ on the basis of ‘affordability’:</p> <ul style="list-style-type: none"> • Pure Gym – 200 fitness stations • Anytime Fitness - 50 fitness stations • Energie Fitness 150 fitness stations <p>CURRENT SUPPLY AND DEMAND</p> <p>Based on there being 623 pay and play community accessible and affordable fitness stations in Charnwood (all Charnwood Borough Council facilities, other pay and play facilities and the three-identified commercial affordable fitness facilities), there is a current over-supply of +104 stations, given demand is for 519 fitness stations (See Appendix 9).</p> <p>There is a need to retain pay and play community accessible and affordable fitness stations in the Borough, to facilitate existing levels of participation.</p>

FACILITY TYPE **ASSESSMENT FINDINGS**

Map 5.1 illustrates the latent demand analysis for fitness stations in the Borough. Latent demand is the demand that exists in an area for a specific facility, that is not currently met.

Although this map is predicated on slightly different assumptions to those used in Appendices 9 and 10 (these use the 15+ population of the Borough, whereas this map uses the overall Borough population), essentially the same picture emerges i.e. there is some latent demand for fitness provision across the Borough, where there is dark green on Map 5.1 e.g. the north, North East and in and around Loughborough.

FUTURE DEMAND

Future demand for pay and play community accessible fitness stations is calculated at 615 fitness stations (See Appendix 8).

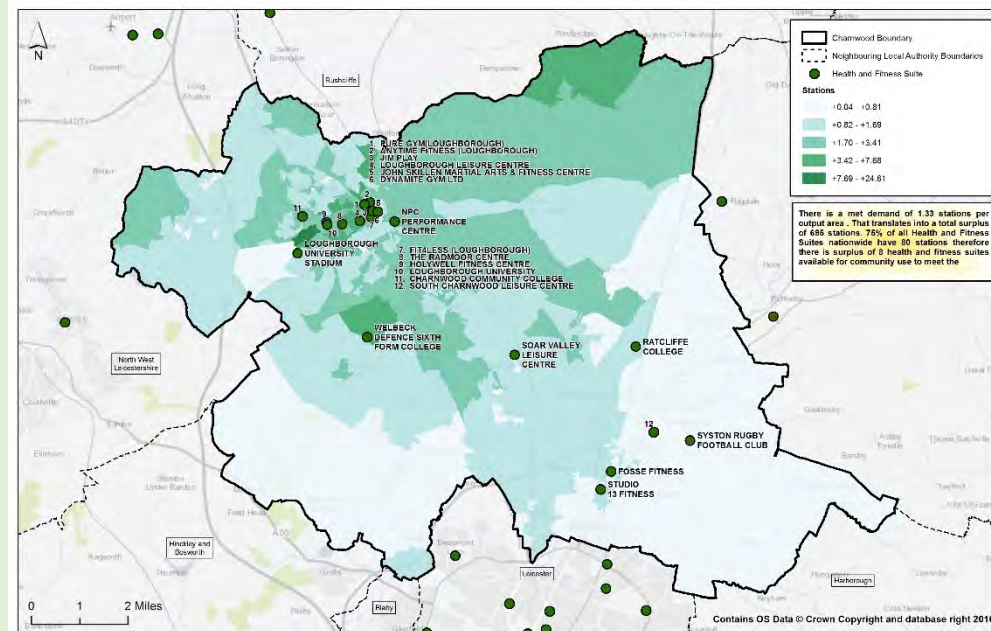
Based on current provision of 623 pay and play community accessible and affordable fitness stations this means there would be an over-supply of +8 stations by 2036, assuming no new facilities are opened, and no facilities close.

Given the identified latent demand, and the low over-supply by 2036, there is potential to look at addressing the need for additional fitness stations in a number of ways.

These could include:

- **Extension of existing fitness facilities**
- **Development of new facilities**
- **Providing fitness equipment (circa 5-6 stations) in a number of community centres/halls to provide more local participative opportunities i.e. community gyms. Users would need to undergo an induction, as with any fitness facilities, but could then use provision at a very local level.**

Map 5.1: Latent Demand for Fitness Stations in Charnwood



Health and Fitness Suites latent demand in stations per output area in Charnwood



FACILITY TYPE	ASSESSMENT FINDINGS
QUALITY	<p>The quality of studios is generally good with a number of facilities having been built recently. Generally, fitness suites are more modern than other elements in the existing facilities.</p> <p>Studios are also good quality.</p>
ACCESSIBILITY	<p>Fitness Suites are located across the Borough; all Borough residents are within a 20-minute drive time catchment of a community accessible fitness suite. Most of the Borough has access to the three pay and play fitness suites (3 sites) within a 10-minute drivetime, and all residents can access pay and play community fitness facilities in a 20-minute drivetime. There are also fitness facilities in neighbouring local authority areas which are as accessible to residents living close to the Charnwood boundary.</p>
AVAILABILITY	<p>46% of the existing fitness provision in the Borough is provided through the commercial sector (703 out of 1537 stations). There is 1 small sports club-based facility with 4 fitness stations.</p> <p>The fitness suites on education sites are available in the main for sports club/association use, and do not provide pay and play access.</p> <p>There is community pay and play access to fitness suites during the day, as well as evenings and weekends, at Charnwood Borough Council facilities.</p> <p>Of the 22 studios in the Borough 10 are accessible for community use, and 7 offer pay and play usage.</p> <p>28% of all studios are provided by commercial operators as part of an overall fitness offer; these providers are the same as those operating commercial fitness suites.</p>



SQUASH

CONSULTATION

SCHOOLS' CONSULTATION

5.21 Consultation undertaken with schools did not identify any specific needs for/comments on, squash court provision.

NGB CONSULTATION

Table 5.8: Summary of National Governing Body Consultation - England Squash and Racketball

NGB	CURRENT FOCUS / PRIORITIES	FUTURE FOCUS / PRIORITIES
ENGLAND SQUASH AND RACKETBALL	<p>The Active People Survey (APS) has shown an increase of 15,200 on 2015 figures ES is investigating how squash can be played in different venues on single walls (such as in a tennis court). ES has developed a participation programmes using Apps to show activity content and monitor data.</p> <p>ES is currently undergoing some work on a facilities strategy which will help identify the best way forward for squash facilities across the country. This could include looking at programming and protecting facilities.</p>	No feedback received from England Squash and Racketball despite several requests for a response to contact made.

SPORTS CLUB CONSULTATION

5.22 Charnwood Squash Club and Squash Skills responded to the Club survey, but did not raise any specific issues, needs or comments on current and future provision of squash courts in the Borough.

Table 5.9: Summary Analysis – Squash Courts Supply and Demand

FACILITY TYPE	ASSESSMENT FINDINGS
SQUASH COURTS	
QUANTITY	<p>There are 16 squash courts in the Borough, at 6 facilities. There are 7 glass-back courts.</p> <p>FUTURE DEMAND</p> <p>There is no specific methodology for assessing the current and future need for squash courts. Overall participation in squash is increasing at national level, and this is now being seen at local level. Squash is a high-profile sport at Loughborough University, and this may also impact at local level with students playing for local teams and clubs.</p> <p>Competitive squash is predominantly now played in clubs, from a club facility.</p> <p>No demand has been identified for additional squash courts in the Borough, by clubs or the NGB.</p> <p>There is significant junior squash development provided for in Leicester and Nottingham.</p>



FACILITY TYPE	ASSESSMENT FINDINGS
QUALITY	The quality of existing squash courts is generally of a reasonable to good standard; however, all courts were built pre - 2005, and are now ageing. Some thought will need to be given to their replacement in the longer term.
ACCESSIBILITY	The majority of the existing squash courts are located in and around the main areas of population in the Borough. Courts are distributed reasonably evenly throughout the Borough.
AVAILABILITY	There are 3 pay and play community accessible squash courts in the Borough, none of which are glass-back courts.



GYMNASTICS AND TRAMPOLINING

- 5.23 There are three dedicated gymnastics facilities in the Borough, one at Loughborough University, Performance Sport Centre, and two in industrial units (8 Weldon Road, and Unit 4, Viking Court, Loughborough). Gymnastics and trampolining are also offered in a number of sports hall venues.
- 5.24 The three purpose-built facilities are excellent quality.
- 5.25 Consultation with British Gymnastics and Trampolining is summarised in Table 5.10.

Table 5.10: Summary of National Governing Body Consultation - British Gymnastics and Trampolining

NGB	CURRENT FOCUS / PRIORITIES	FUTURE FOCUS / PRIORITIES
<p>BRITISH GYMNASTICS AND TRAMPOLINING</p>	<p>British Gymnastics facility development priorities (for the period 2017 - 2021) outlined are:</p> <ul style="list-style-type: none"> • Support increased capacity within gymnastics through clubs, leisure providers and other delivery providers • Guide funding investment through the United Kingdom from British Gymnastics, Home Country Sports Councils, Local Authorities and other potential funders • Maintain and improve the quality of facilities and equipment within existing delivery partners. • Develop insight, understanding and direction of how Facility Developments can contribute towards other BG Strategic Priorities <p>There is no geographic focus to the British Gymnastics Facility Strategy. Focus is based on need, suitability and partners' ability to support a project to successful completion.</p> <p>There is limited provision of access to facilities within Charnwood with all clubs having membership waiting lists; this situation restricts access to gymnastic activities due to the lack of time within both dedicated, and non-dedicated, facilities.</p> <p>Charnwood Trampoline Club and Kingston Vale Trampoline Club are both actively looking at Facility development projects.</p>	<p>British Gymnastics strategic priorities are outlined in the Strategic Framework (2017 - 2021)</p> <p>British Gymnastics priorities (for the period 2017 - 2021) outlined are:</p> <ul style="list-style-type: none"> • Diversify sources of revenue to develop and grow the provision of gymnastics • Build the capacity and grow the demand in gymnastics • Raise the profile and increase the appeal of gymnastics



NGB	CURRENT FOCUS / PRIORITIES	FUTURE FOCUS / PRIORITIES																														
	<p>Charnwood Trampoline Club has put in a Community Activation Fund (CAF) application. Kingston Vale Trampoline Club is working closely with the local authority exploring the options of a multi-sport site.</p> <table border="1" style="width: 100%; border-collapse: collapse;"> <thead> <tr> <th style="background-color: #92d050;">CLUBS</th> <th style="background-color: #92d050;">PARTICIPANTS</th> <th style="background-color: #92d050;">CLUB VENUE</th> </tr> </thead> <tbody> <tr> <td>Charnwood TC</td> <td>40</td> <td>Loughborough and Leys Leisure Centres</td> </tr> <tr> <td>Kingston Vale GC</td> <td>180</td> <td>East Leake Leisure centre and Loughborough Gymnastics Centre</td> </tr> <tr> <td>Loughborough Students GC</td> <td>220</td> <td>Loughborough University Gymnastics Centre (part of Performance Sports facilities)</td> </tr> <tr> <td>Loughborough Acro GC</td> <td>231</td> <td>Dedicated centre – Unit 8 Weldon Road, Loughborough</td> </tr> <tr> <td>Loughborough GA</td> <td>520</td> <td>Dedicated centre – Unit 8 Weldon Road, Loughborough</td> </tr> <tr> <td>Greenbank GC</td> <td>59</td> <td>Burleigh Community College and Upstarts GC</td> </tr> <tr> <td>Little Springers GC</td> <td>424</td> <td>Humphrey Parkins School (Beaumont Leys Leisure Centre) Loughborough</td> </tr> <tr> <td>Upstarts GC</td> <td>454</td> <td>Dedicated centre – Unit 4 Viking Court, Loughborough</td> </tr> <tr> <td>KV Boys</td> <td>41</td> <td>East Leake Leisure centre</td> </tr> </tbody> </table> <p>There is a demand for more gymnastics opportunities and Clubs all report large waiting lists.</p>	CLUBS	PARTICIPANTS	CLUB VENUE	Charnwood TC	40	Loughborough and Leys Leisure Centres	Kingston Vale GC	180	East Leake Leisure centre and Loughborough Gymnastics Centre	Loughborough Students GC	220	Loughborough University Gymnastics Centre (part of Performance Sports facilities)	Loughborough Acro GC	231	Dedicated centre – Unit 8 Weldon Road, Loughborough	Loughborough GA	520	Dedicated centre – Unit 8 Weldon Road, Loughborough	Greenbank GC	59	Burleigh Community College and Upstarts GC	Little Springers GC	424	Humphrey Parkins School (Beaumont Leys Leisure Centre) Loughborough	Upstarts GC	454	Dedicated centre – Unit 4 Viking Court, Loughborough	KV Boys	41	East Leake Leisure centre	
CLUBS	PARTICIPANTS	CLUB VENUE																														
Charnwood TC	40	Loughborough and Leys Leisure Centres																														
Kingston Vale GC	180	East Leake Leisure centre and Loughborough Gymnastics Centre																														
Loughborough Students GC	220	Loughborough University Gymnastics Centre (part of Performance Sports facilities)																														
Loughborough Acro GC	231	Dedicated centre – Unit 8 Weldon Road, Loughborough																														
Loughborough GA	520	Dedicated centre – Unit 8 Weldon Road, Loughborough																														
Greenbank GC	59	Burleigh Community College and Upstarts GC																														
Little Springers GC	424	Humphrey Parkins School (Beaumont Leys Leisure Centre) Loughborough																														
Upstarts GC	454	Dedicated centre – Unit 4 Viking Court, Loughborough																														
KV Boys	41	East Leake Leisure centre																														

5.26 There is already a large participation base for gymnastics and trampolining in the Borough.

5.27 On the basis that at least two local clubs are developing facility projects, it appears there is a need for additional provision at local level.



INDOOR BOWLS

CONSULTATION

SCHOOLS' CONSULTATION

5.28 Consultation undertaken with schools did not identify any specific needs for/comments on, indoor bowling facilities.

NGB CONSULTATION

ENGLAND INDOOR BOWLS ASSOCIATION (EIBA)

Table 5.11: Summary of National Governing Body Consultation – England Indoor Bowls Association

NGB	CURRENT FOCUS / PRIORITIES	FUTURE FOCUS / PRIORITIES	
ENGLAND INDOOR BOWLS ASSOCIATION (EIBA)	There is one EIBA Affiliated Club in Loughborough, with a declared membership in 2014 – 493, 2015 - 457, 2016 -454. The EIBA confirmed the nearest facilities to that in Charnwood are those below, which illustrates the importance of the existing Charnwood indoor bowls facility, given the travel distances involved to alternative provision. The nearest clubs outside of the borough are:	All of our Clubs are encouraged to undertake work which complements our Vision.	
		RINKS	TRAVEL TIME & MILEAGE LE11 3HE
	Charnwood – LE11 3HE	8	
	Erewash IBC, Long Eaton NG19 2EE	9	71 mins (44 miles)
	Nottingham NG8 3FH	8	36 mins (18 miles)
	Rushcliffe NG2 7HY	6	28 mins (14 miles)
	Gedling IBC, Carlton NG4 1RL	6	44 mins (19 miles)
	Grantham NG31 7XQ	6	48 mins (28 miles)
	Melton & District LE13 0LR	8	29 mins (20 miles)
	Uppingham LE15 9QL Size of Green does not comply with Laws of the Sport	2	
	Leicester LE3 5AS	9	23 mins (14 miles)
	Carlton IBC, Enderby LE19 4LX	6	29 mins (18 miles)
	Barwell LE9 8FQ	6	35 mins (19 Miles)
Tamworth B77 4EG	6	43 mins (25 miles)	
9 – Church Gresley DE11 9QW	8	37 mins (18 miles)	
		The 2017-2021 EIBA Vision can be downloaded from website www.eiba.co.uk/about/vision2017-2021.pdf	
		The EIBA plan covers the following areas:	
		<ul style="list-style-type: none"> Recruit and Retain 45+; Recruit and Retain 70+ - two different markets which requires us to find a way to grow both specific groups. The 45+ requiring new versions/formats – the 70+ wishing to keep the current formats. Facilities – Build, Improve, Retain 	



NGB	CURRENT FOCUS / PRIORITIES	FUTURE FOCUS / PRIORITIES
		<ul style="list-style-type: none"> • Youth and the Family • Women – increased participation and retention • Disability • Competitions • Internationals • Promotion of our Sport • Commercial partnerships <p>EIBA Objectives</p> <ul style="list-style-type: none"> • A growth in participation across the adult population in local Communities. Targeted work to increase Female participation • A growth in participation in the 12-18 age range as part of the “EIBA Development Pathway” • The provision of an excellent sporting experience for new and existing participants • A growth in Indoor Bowls participation by people who have disabilities <p>Running alongside our work is the Sport England Funded Development work provided jointly by the Indoor NGB (EIBA); Outdoor NGB (Bowls England) and the “Bowls Development Alliance” (BDA). Each NGB has two Directors on the Board of BDA.</p>



NGB	CURRENT FOCUS / PRIORITIES	FUTURE FOCUS / PRIORITIES
		<p>Like all Sports NGB's, the two Bowls NGB's and BDA have been in discussion with Sport England with regards to Funding for 2017 till 2021.</p> <p>Sport England has just advised that "Bowls" will receive £1,628,512 for the next four years to help us to keep more people playing the sport well into later life.</p>



SPORTS CLUB CONSULTATION

5.29 Despite a number of attempts to contact indoor bowling clubs in the Borough, there was no response to the consultation.

Table 5.12: Summary Analysis – Indoor Bowling Supply and Demand

FACILITY TYPE	ASSESSMENT FINDINGS
INDOOR BOWLING FACILITIES	
QUANTITY	<p>There is one 8 rink indoor bowls centre in the Borough. Nearest facilities are a minimum of 14 miles away.</p> <p>There is no identified demand for additional bowls facilities in the Borough.</p> <p>However, the Sports Facilities Calculator (SFC) identified that there will be a need to provide an additional 2.56 rinks for indoor bowling by 2036; this equates to use by an additional 399 people per week in the peak period.</p> <p>The additional need identified will need to be considered as part of future planning for provision, given that the nearest alternative centre to that in Loughborough is 14 miles away. The growing population of older people in the Borough will need participation opportunities to keep active, and bowls provides this – both physical and social.</p> <p>The need for additional indoor bowls provision will need to be considered in the longer term, particularly given that some older people do not have access to private transport and therefore would be unable to travel to alternative indoor bowls facilities.</p>
QUALITY	Charnwood Indoor Bowls Centre is of a good quality, is well maintained and in addition to the bowls rink, offers a venue for a variety of medium size social events.
ACCESSIBILITY	The Indoor Bowls Centre is located in the centre of Loughborough, adjacent to Loughborough Leisure Centre, so is on public transport routes. It is within a 20-minute drivetime of much of the Borough.
AVAILABILITY	Membership is required to use the facility, but the Club allows for some limited pay and play access.



6. PENULTIMATE STAGE - APPLYING THE ASSESSMENT ANALYSIS

FACILITY SPECIFIC ANALYSIS

6.1 The demographic profile of Charnwood, and the population growth for the Borough, summarised in Section 3, provides an important context for future provision of indoor sports facilities in the Borough, as does the research, consultation, and supply and demand analysis, undertaken to inform this Indoor Sports Facility Strategy. Highlighted below are the key factors and issues taken into account in planning for future facility provision.

- **Population Growth** - Clearly, increased population will result in increased demand for sports facilities; in Charnwood, there will be a need for increased provision of swimming pools. Increased demand for indoor bowls, gymnastics, and trampolining, health and fitness and cycling will also need to be carefully considered.
- **Housing Development**- one of the principal justifications for additional community sports facilities because additional residents increase demand for sports facilities. The population of Charnwood is set to grow significantly by 2036, and there will be a need to ensure good quality community sport and leisure facilities are available to meet existing and future demand. The potential for investment in additional provision of formal sports facilities and community halls, secured through S106 contributions should be explored, given the housing growth planned to 2036. However, it must also be remembered that some of this has already been, or is in the process of being, delivered. Linked to housing development is the potential for other infrastructure development e.g. schools, health facilities, which could also link into future provision of sports facilities.
- **Reduction in Health Inequalities** – more active lifestyles will continue to benefit both individual and community health; although the health of Charnwood’s communities is generally better than that of the region and England as a whole, there are some very specific factors to which the provision of quality, affordable and accessible sports facilities can contribute.
 - **Maintenance of active lifestyles**
 - **Improved mental health**
 - **Reduced levels of smoking**
- **Maintaining and growing participation levels** in sport and physical activity to contribute to more active lifestyles; facilitating more regular activity for the most inactive 17.5% of the Charnwood community (Active Lives March 2017) is a priority.
- **Addressing the existing under-supply of swimming pool provision** – there is a small under-supply of swimming pool provision, (reflecting unmet demand in the Borough) to meet the needs of the existing Charnwood population. Demand for swimming pool provision increases by 2036 as a result of population growth and could be impacted if any existing facilities e.g. school pools close.
- **Planning to replace ageing facilities** – Older facilities are not as operationally efficient, and also tend to be poorer quality. Evidence shows people are more likely to participate in modern, fit for purpose provision. Older sports halls on education sites, and ageing squash courts, will need to be replaced, or as a minimum be extensively refurbished, in the future. Whilst not a current priority, Charnwood Borough Council will also need to give some thought to long term replacement/refurbishment of Loughborough Leisure Centre, Soar Valley Leisure Centre and South Charnwood Leisure Centre.



- **The need to retain and grow participation in physical activity for community health benefits**
- **The need to invest in active environments, where physical activity is the norm**
- **The need to improve accessibility to provision at local level, particularly for the fifth of the population without access to private transport**
- **There is already some sport and physical activity being delivered in community centres/halls across the Borough; there is opportunity to increase awareness of this and to extend it, particularly where there are halls available with pay and play access**
- **The opportunity for investment in ‘active’ infrastructure to facilitate increased provision of cycling, jogging and walking routes in the Borough, connecting new and existing settlements, education and leisure sites**

6.2 Analysis of the specific factors relating to current provision of each facility type is summarised in Table 6.1. The key issues and impacts identified are the priorities to address, and inform the details actions to be taken, partnerships and stakeholders to be developed/worked with; these are detailed in the investment priorities and the subsequent Action Plan.



Table 6.1: Key Issues, Impacts and Implications by Facility Type

FACILITY TYPE	KEY ISSUE	IMPACT/IMPLICATIONS
SPORTS HALLS	<ul style="list-style-type: none"> Only 2 sports halls in the Borough provide pay and play and daytime community access 	<ul style="list-style-type: none"> Need to ensure other informal halls provide daytime opportunities for sport and physical activity, to meet needs of e.g. older people not in work, women looking after young children not in work, shift workers
	<ul style="list-style-type: none"> Majority of sports halls are on education sites; no daytime access; no secured community use agreements (CUAs), so access for sports clubs/associations could be withdrawn at any time 	<ul style="list-style-type: none"> Potential for sports halls to be taken out of use at any time; need to secure community access arrangements wherever possible, and definitely on new sports halls on education sites, to ensure protection of community access. Where possible, ability to offer pay and play access should be designed into new sports halls CUAs should be considered for all new sports halls, with a specific emphasis on pay and play accessibility
	<ul style="list-style-type: none"> Several ageing facilities 	<ul style="list-style-type: none"> Longer term need for investment and/or replacement
	<ul style="list-style-type: none"> Indoor netball 	<ul style="list-style-type: none"> Main need is for increased access to courts for training and competition
	<ul style="list-style-type: none"> Highest unmet demand is in the south of the Borough, to the north and north east of Birstall (1 court) 	<ul style="list-style-type: none"> This will be mitigated by the planned development of the new sports hall in the SUE to the North East of Leicester (4 badminton courts)
	<ul style="list-style-type: none"> Supply and demand analysis identifies that there is no need to build new sports halls now, as existing supply can meet demand. However, 2036, there would be an under-supply of sports halls, based on retaining current levels of provision; the FPM Run 2 models the impact of developing a total of two new sports halls (7 badminton courts) in the two SUEs; this additional provision means that a supply/demand balance could be achieved by 2036, as long as all other existing supply is retained, alongside this new provision. 	<ul style="list-style-type: none"> Need to maintain existing levels of community access Need to prioritise pay and play use at Charnwood Borough Council sports halls Need to optimise use of existing informal community hall/centres for physical activity Opportunity to consider improvement/extension to the multi-purpose hall at South Charnwood Leisure Centre



CHARNWOOD BOROUGH COUNCIL
INDOOR SPORTS FACILITY STRATEGY

FACILITY TYPE	KEY ISSUE	IMPACT/IMPLICATIONS
SWIMMING POOLS	<ul style="list-style-type: none"> 4 Charnwood Borough Council swimming pools providing community pay and play access (2 pools at Loughborough Leisure Centre (including 1 very large learner pool), 1 pool each at Soar Valley and South Charnwood Leisure Centres) Charnwood Borough Council pools provide the only day time access to swimming pools in the Borough, given all other pools are on education sites Based on the FPM analysis that there is current and future unmet demand for water space, the closure of two education sites and population growth will increase demand levels will mean that the existing Charnwood Borough Council pools become uncomfortably full. There is therefore the opportunity to consider additional provision of swimming pools in the Borough. 	<ul style="list-style-type: none"> Demand for pay and play access will increase as population grows The potential to develop a learner pool at Soar Valley Leisure Centre, where there is already significant latent demand for swimming lessons, and where there is the smallest main pool in the Borough. This is also the area where there is highest current unmet demand. Meeting latent demand for swimming will increase revenue generation
HEALTH AND FITNESS	<ul style="list-style-type: none"> Charnwood Borough Council facilities provide 9% of current fitness suite offer in the Borough Commercial fitness suites are mid to low end of market so compete directly with Charnwood Borough Council facilities Charnwood Borough Council provides only pay and play accessible studio provision Over supply of pay and play fitness stations in 2017 = +104 Over supply of pay and play accessible fitness stations by 2036 = +8 	<ul style="list-style-type: none"> Facilities provided by Charnwood Borough Council are the only ones providing pay and play accessible facilities; however, there is also other affordable and accessible health and fitness provision in the Borough, and particularly in and around Loughborough, given the student market. Charnwood Borough Council fitness offer needs to compete with this and offer a USP Opportunity for really innovative programming to attract participants This level of over supply is likely to be more as some Charnwood residents will be using the budget and other commercial fitness offers.



FACILITY TYPE	KEY ISSUE	IMPACT/IMPLICATIONS
	<ul style="list-style-type: none"> Latent demand for fitness stations is apparent across the Borough (see Map 5.1, Supply and Demand analysis, dark green areas), including in and around Loughborough 	<ul style="list-style-type: none"> The slight over- supply by 2036 does suggest there maybe scope to look at increasing Charnwood Borough Council fitness provision, in all three facilities e.g. Loughborough Leisure Centre, Soar Valley Leisure Centre and South Charnwood Leisure Centre. The rationale for this is that if any of the budget gyms were to close, without others opening, there could be an under-supply of affordable pay and play access facilities. The other reason is that the existing fitness suites in Charnwood Borough Council leisure centres will need continual updating to remain competitive with the mid-range commercial offer, and the existing operator is keen to extend fitness provision where possible to increase both participation opportunities and revenue generation. Potential to increase Charnwood Borough Council fitness provision Opportunities could include extending the existing fitness suite at Soar Valley Leisure Centre as part of any new pool development; putting in a mezzanine floor in Loughborough Leisure Centre in the existing fitness suite to create more capacity, and possibly some form of extension of the fitness facility at South Charnwood Leisure Centre.
SQUASH COURTS	<ul style="list-style-type: none"> Charnwood Borough Council provides the only pay and play community accessible squash courts 	<ul style="list-style-type: none"> No need for additional provision Need to retain existing level of courts, and replace ageing facilities in the long term
INDOOR BOWLS	<ul style="list-style-type: none"> One indoor bowls facility in the Borough, club-operated 	<ul style="list-style-type: none"> Need to consider increased future demand for this type of provision, based on population growth, and the fact that people are living longer
GYMNASTICS AND TRAMPOLINING	<ul style="list-style-type: none"> Three purpose-built facilities in the Borough 	<ul style="list-style-type: none"> Opportunity to consider further club-led development. Two clubs are interested in developing facilities.
COMMUNITY HALLS/FACILITIES	<ul style="list-style-type: none"> Important role for informal halls in providing for day time access to sport and physical activity opportunities 	<ul style="list-style-type: none"> Need to optimise use of existing informal community hall/centres for physical activity



FACILITY TYPE	KEY ISSUE	IMPACT/IMPLICATIONS
	<ul style="list-style-type: none">Anstey PC has an aspiration for a multi-purpose hall in the village	<ul style="list-style-type: none">Given the development of the two new facilities in the SUE, there is no unmet demand by 2036If the Parish Council decided to progress development of this facility, it would need to be a shared facility with education to be sustainable, given the above



- 6.3 Based on the supply and demand analysis summarised in Table 6.1, there is clearly a need for:
- **The development of the two new sports halls in the two new SUEs (as planned)**
 - **Additional swimming pool provision**
 - **Retaining existing levels of community accessible (including pay and play) sports halls, health and fitness and swimming pools as a minimum**
 - **Increased provision of indoor bowls facilities**
- 6.4 The future provision of cycling, gymnastics and trampolining also need to be considered, given there is increasing demand for these facility types.
- 6.5 There is also an identified need for increased access to sports halls for netball – training and competition.
- 6.6 Retaining and improving the quality of provision is important in Charnwood to ensure that participation levels are retained and wherever possible increased. Active Lives highlights that 23.9% of the Charnwood community is inactive enough to have any health benefit.
- 6.7 The provision of good quality, local community facilities, accessible and affordable to meet identified need, is key to facilitating participation growth, and contributing to a reduction in the health inequalities in the Borough. This reflects Public Health and Charnwood Borough Council’s health and well-being priorities, to facilitate sustained behaviour change to reduce obesity, improve health, contribute to addressing address mental health issues and increase participation.
- 6.8 Based on the quality audits and assessments, and the supply and demand analysis, the priorities for future investment in facility provision are:



Table 6.2: Summary of Facility Priorities

FACILITY TYPE	PRIORITY FOR FUTURE PROVISION	LOCATION
SPORTS HALLS	Long term replacement / refurbishment of ageing facilities	Loughborough Leisure Centre, Soar Valley Leisure Centre (long term)
SWIMMING POOLS	Increased pay and play accessible water space, equivalent to a learner pool by 2036	Soar Valley Leisure Centre (will address unmet demand in and around Birstall)
	Replacement / refurbishment of ageing facilities	Loughborough Leisure Centre, South Charnwood Leisure Centre, Soar Valley Leisure Centre (long term)
HEALTH AND FITNESS	Retain provision of existing levels of community accessible and affordable fitness facilities as a minimum Potentially, increase number of fitness stations at Charnwood Borough Council facilities	Boroughwide
GYMNASTICS AND TRAMPOLINING	Potential to explore further club-led provision/partnership provision given high numbers on waiting lists	No specific location
INDOOR BOWLS	Potential opportunity to consider club-led provision of indoor bowls facilities (increased demand for additional 2.56 rinks by 2036)	No specific location
GENERAL PROVISION	Overall, and specifically through the housing growth agenda, provision of more active environments, reflecting active travel, safe cycle routes to school, the need to link existing and new communities with walking/cycling/jogging routes	Boroughwide
OTHER INDOOR PROVISION	Indoor hall space – multi-purpose – these have been identified as local as opposed to strategic priorities, as the development of the two new facilities in the SUEs will mean there is a supply/demand balance of formal sports halls across the Borough	Aspiration for multi-purpose indoor space has been identified in Quorn, Anstey, Rothley, Thurmaston, and East Goscote parishes



- 6.9 Other future facility provision, linked particularly to long term population growth and housing development, is the development of new and improved walking, jogging and cycling routes/connectivity, to encourage active travel, and provide an environment in which physical activity can be easily integrated into daily life.
- 6.10 There is a need to identify and provide safe places for running, jogging, and cycling, to support the growth of activities such as triathlon. These can also be used by local communities, just to be outside and active, more frequently.
- 6.11 There is a need to invest in appropriate infrastructure to support running/jogging both at club level but also in the local community, with toilets, changing facilities and safe, marked routes.

ADDRESSING UNMET DEMAND FOR SWIMMING POOLS

- 6.12 The FPM and Sports Facility Calculator (SFC) analysis identifies a current and future under-supply in swimming pool provision in the Borough. Clubs responding to the consultation survey also highlight the challenges faced in accessing additional water space.
- 6.13 In 2017 unmet demand equates to 74 sqm of water, by 2036 this is 104 sqm of water space. If up to two education pools were to close by 2036 then the unmet demand could increase to 129 sqm of water space. (For context, a 4-lane x 25m pool is circa 212 sqm of water space, depending on lane width).
- 6.14 The level of unmet demand in terms of water space effectively equates to a learner pool in terms of the scale of provision, circa 15m x 6m or 8m. Given that this amount of provision is not large scale, it would be beneficial if it could be provided as part of an existing operation; strategically, this co-locates operational management without significantly increasing costs, and would aggregate demand in one location.
- 6.15 The highest level of unmet demand for swimming in the Borough is in Birstall; the closest existing community accessible pay and play facility to this area is at Soar Valley Leisure Centre. There is an existing main pool at the leisure centre (20m x 4 lane), but no learner pool. Developing additional water space on this site would both address identified unmet demand and enable a re-programming of the existing water space, so it could be used more effectively, and some elements e.g. swimming lessons could be moved to the new learner pool, thereby freeing up the main pool for community swimming programmes and use.
- 6.16 There may be opportunity to secure developer contributions to new water space at Soar Valley Leisure Centre. The rationale for this is that there is a new housing development planned for north of Birstall – Broadnook, although this does not yet have planning permission and so developer contributions from the site have not yet been confirmed. It may be that an off-site contribution to additional swimming provision could be secured through this development; the new water space would be directly providing for demand generated from new residents in the Borough, both located in this new housing development, and wider afield.



7. RECOMMENDATIONS AND ACTION PLAN

OVERVIEW

- 7.1. Charnwood's population will grow significantly over the coming years to 2036, so there is a particular need to ensure sufficient provision of accessible, quality and affordable facilities – formal and informal, and multi-purpose spaces to meet local need.
- 7.2. Equally, given that 61.1% of the population achieves the Chief Medical Officer's target of 150 minutes of physical activity per week (Source: Charnwood Public Health Report – 2015), it is clear there is work to do to increase levels of regular participation amongst the remaining 38.9%, many of whom will be living in the more deprived, and rural areas of the Borough.
- 7.3. In Charnwood, this means ensuring geographical distribution of facilities and physical activity opportunities across the Borough to enable more people to access facilities in the urban area by walking, and/or cycling. In the rural areas, where there are fewer people, and less formal provision, it means better use of existing community places and spaces for sport and physical activity i.e. more use of community centres/halls for badminton, fitness classes etc.
- 7.4. More, and better, access to physical activity at local level is important for residents, particularly those who are currently inactive, and those without access to private transport, to participate, and become physically active. Linking facility provision, informal and formal, to opportunities for active travel, and informal places will help to facilitate more active lifestyles for more people.
- 7.5. This is very important given the need to retain and continue to grow existing levels of physical activity in the Borough, and address the high level of adult obesity, plus the health inequalities across the Borough.
- 7.6. Overall, Charnwood has a good range of existing sport and leisure facilities across the area; however, some existing facilities on education sites are now ageing, some are of a poorer quality than others, and some will require replacement /refurbishment long term. This is particularly true of education sports halls, squash courts and in the very long term, Charnwood Borough Council facilities at Loughborough, Soar Valley and South Charnwood Leisure Centres. In Charnwood, there is insufficient pay and play accessible swimming pool provision to meet current and future demand. There is also a need to retain existing levels of community accessible and affordable fitness facilities into the future.
- 7.7. Although increased demand for sports halls to 2036 can be met within the existing supply, this is volatile, given 20 of the 24 strategic sized sports halls are on education sites, provide for sports club, not pay and play use and there are no CUAs in place securing community access.
- 7.8. It is therefore very important that the potential to utilise community centres/halls, and other informal places and spaces better for sports hall activities, which could provide at a more local level, and therefore facilitate participation by those who are elderly, do not have access to a car, have young children, or have a disability, is fully explored, developed and implemented.

VISION

- 7.9. As a minimum, Charnwood Borough Council wishes to see accessible community sport and leisure facilities, places and spaces for swimming, fitness and sports hall sports/activities available for all residents. This includes both formal and informal spaces e.g. community halls in which to play sport and be physically active.



- 7.10. Facilitating opportunities to be more physically active, more often is also important, to contribute to a reduction in the health inequalities in and across Charnwood, to help people to live and age better.
- 7.11. The provision of high quality and accessible facilities, and where appropriate the opening up of other informal places, and spaces, as well as the development of new provision, will contribute to the future overall priority for the development of healthier lifestyles in Charnwood, across all age groups.
- 7.12. The suggested Vision for future provision of sport and leisure in Charnwood is:

‘to ensure that there is an adequate supply of good quality facilities to accommodate a range of sports / physical activities in order to meet current and future levels of demand and to provide enhanced opportunities so as to increase the number of people participating in sport and physical activity’.

- 7.13. Sustainable, high quality, and critically, accessible facility provision is key to maintaining these opportunities; Charnwood Borough Council needs to plan for the investment requirements of its existing facilities, and work in partnership with other providers and stakeholders to address the other priorities identified through this Strategy.

AIMS

- 7.14. The aim of providing sufficient high quality, fit for purpose and accessible provision, places and spaces is to:

- **Maintain and grow the regular amount of physical activity undertaken by individuals, and particularly by those who are currently inactive**
- **Develop additional facility provision where need is evidenced e.g. as a result of population growth**
- **Design in flexibility; future facility provision may need to be more multi-purpose in nature, reflecting changing participation trends and opportunities**
- **Encourage new participants to start taking part in physical activity**
- **Enable opportunities for participation to be provided in a wider range of places and spaces, and particularly at a very local level, using e.g. community centres/halls,**
- **Facilitate the continued development of healthier lifestyles across Charnwood’s communities**
- **Contribute to a reduction in health inequalities, and specifically obesity, reduced inactivity, across Charnwood**
- **Create active environments where the opportunity to be more physically active is an integral part of everyday life**
- **Support and provide opportunities for local community groups**



PRINCIPLES FOR FUTURE PROVISION

7.15. The principles that should guide all future sport and leisure facility development in Charnwood are:

- **Ensure residents in all areas of Charnwood have pay and play access to good quality, local, accessible and affordable provision, whether it is a formal sports hall or a community hall, or other informal provision**
- **Aim to ensure that any new, sports facilities on education sites provide a balance of opportunities (through a formal agreement) for community access – both pay and play and club use**
- **Replace / refurbish ageing facilities where new provision is needed; all new and refurbished provision should be designed and developed based on Sport England and (National Governing Body) NGB guidance, and be fully inclusive**
- **Rationalise existing provision where new fit for purpose facilities can replace/improve existing buildings (but existing levels of provision need to be maintained as a minimum, given the levels of existing facility under-supply)**
- **Invest in existing formal and informal provision to improve quality**
- **Invest strategically to ensure economic viability and sustainability of provision**



PRIORITY INVESTMENT NEEDS

- 7.16. Although Charnwood has good sports facilities there are some ageing facilities, which will require replacement / refurbishment in the medium-long term. Charnwood Borough Council’s swimming pools are already very full; there is insufficient swimming pool provision to meet both current and future demand; additional water space is needed by 2036.
- 7.17. There is also a need to consider future need for the provision of cycling, indoor bowls, fitness facilities, gymnastics and trampolining. The assessment of Indoor tennis is covered in the 2018 Charnwood Borough Playing Pitch Strategy
- 7.18. The identified priorities for future investment in facility provision are:

Table 7.1: Summary of Facility Investment Priorities

FACILITY TYPE	PRIORITY FOR FUTURE PROVISION	LOCATION
SPORTS HALLS	Long term replacement / refurbishment of ageing facilities	Loughborough Leisure Centre, Soar Valley Leisure Centre, South Charnwood Leisure Centre (long term)
SWIMMING POOLS	Increased pay and play accessible water space, equivalent to a learner pool by 2036	Soar Valley Leisure Centre (will address unmet demand in and around Birstall)
	Replacement / refurbishment of ageing facilities	Loughborough Leisure Centre, Soar Valley Leisure Centre, South Charnwood Leisure Centre (long term)
HEALTH AND FITNESS	Retain provision of existing levels of community accessible and affordable fitness facilities as a minimum. Potentially, increase number of fitness stations at Charnwood Borough Council facilities	Loughborough Leisure Centre, Soar Valley Leisure Centre, South Charnwood Leisure Centre
GYMNASTICS AND TRAMPOLINING	Potential to explore further club-led provision/partnership provision given high numbers of young people on waiting lists to join gymnastics clubs	Boroughwide, but would need to be linked to specific club(s) and their locations
INDOOR BOWLS	Potential opportunity to consider long term club-led provision of indoor bowls facilities (increased demand for additional 2.56 rinks by 2036)	No specific location identified as yet
GENERAL PROVISION	Overall, and specifically through the housing growth agenda, provision of more active environments, reflecting active travel, safe cycle routes to school, the need to link existing and new communities with walking/cycling/jogging routes	Boroughwide
OTHER INDOOR PROVISION	Indoor hall space – multi-purpose – these have been identified as local as opposed to strategic priorities, as the development of the two new facilities in the SUEs will mean there is a supply/demand balance of formal sports halls across the Borough	Aspiration for multi-purpose indoor space has been identified in Quorn, Anstey, Rothley, Thurmaston, and East Goscote parishes



OTHER PRIORITIES AND NEEDS

CAPITAL INVESTMENT

- 7.19. It is clear from the strategy analysis that there is a need for some capital investment in Charnwood, to address future needs. Whilst some of this investment may relate to additional facility provision, there is also a need to start planning for the replacement/refurbishment of ageing stock; increased participation is more likely to be achieved if the environment in which people take part is good quality and fit for purpose
- 7.20. It is also clear that delivery of the levels of investment required will only result from a local partnership approach. The development of improved sports facilities, and physical activity environments, will facilitate increased participation, which in turn will benefit individual and community health. The challenge is that the greatest health benefit will be gained by encouraging the inactive, to become active.

CONTINUED LOCAL PARTNERSHIP WORKING WITH EDUCATION SITES

- 7.21. In order to deliver the identified Strategy needs, and the key outcome of increased participation to address health inequalities, plus meet demands from increased population, there is an opportunity for some changes in approach to delivery. The development of new/replacement facilities, increasing and optimising the available capacity in existing education facilities, and asset transferring some existing provision, provides a mechanism to deliver these outcomes.
- 7.22. The really key issue to address initially is that of future partnership with education sites, to retain community access for clubs and groups as a minimum, and where possible CUAs which provide balanced access for the community on a pay and play basis. Increasing capacity to offer and deliver increased participative opportunities, particularly for those who are currently inactive, could contribute significantly to improved health in the borough.

PLANNING POLICY, SECURING DEVELOPER CONTRIBUTIONS, PLANNING OBLIGATIONS, S106 OBLIGATIONS AND THE COMMUNITY INFRASTRUCTURE LEVY – AN OVERVIEW

- 7.23. In order to implement the Strategy recommendations and address identified needs for improved and additional facility provision, Charnwood Borough Council will need to identify and secure capital funding from a range of sources. Developer contributions through CIL/S106 have the potential to form part of this funding moving forward.
- 7.24. The facility investment needs identified in the Strategy and set out in Table 7.1, and paragraph 7.14 provide the definitive investment priorities and locations for this investment to 2036. This should inform Local Plan policy, and specifically the priorities against which to secure developer contributions moving forward.
- 7.25. In some cases, new residential developments will not generate the need for a new sports facility. However, where developments are located in areas where additional pressure will be placed on existing sports facilities by the development, Charnwood Borough Council should seek contributions, for the enhancement and extension of existing sports in the vicinity of the development.
- 7.26. If larger developments generate a need for and/or located suitable community provision a new or improved community hall, then these will be considered on a site by site basis having regard to the development proposal, the characteristics of the site and the capacity and condition of existing infrastructure. Off-site contributions may be sought to support nearby existing or new sites, and/or for identified, more strategic sites (such as larger, high quality, leisure facilities serving more than the local need).



7.27. It is also important to highlight that the National planning guidance allows for cross boundary and pooled Developers' Contributions, although the latter are severely restricted.

RECOMMENDATIONS

RECOMMENDATION 1 (R1)

The existing levels of community accessible (including pay and play) sports hall, swimming pool and fitness provision in the Borough are retained as a minimum, but these need not necessarily be the same facilities as at present.

(PROTECT)

RECOMMENDATION 2 (R2)

Charnwood Borough Council promotes investment into additional swimming pool provision. The priority is a new learner pool at Soar Valley Leisure Centre.

(PROVIDE)

RECOMMENDATION 3 (R3)

Existing levels of community accessible and affordable fitness suite provision in the Borough should be retained as a minimum, and where appropriate, opportunities for investment in additional health and fitness provision where there is an identified need/business case justification should be considered by all providers.

(PROVIDE AND PROTECT)

RECOMMENDATION 4 (R4)

Opportunities to increase access to sports halls for indoor netball – training and competitive play. Should be considered by all relevant stakeholders – Charnwood Borough Council, facility operators local netball clubs, England Netball and the East Midlands Netball League.

(PROVIDE)

RECOMMENDATION 5 (R5)

Charnwood Borough Council seek to ensure that any new educational involving new or enhanced sports facility has a CUA as part of the planning consent so as to secure pay and play opportunities for clubs and groups.

(PROVIDE AND ENHANCE)



RECOMMENDATION 6 (R6)

Consider the opportunity for Charnwood Borough Council to work with partners in education to increase community access to existing education sports facilities where community access is currently provided, and where it is not; where possible, seek enhanced provision through a CUA.

(PROVIDE AND ENHANCE)

RECOMMENDATION 7 (R7)

Public and voluntary sector partners facilitate, where possible, increased access to pay and play community centres/halls to maintain and grow participation in physical activity.

(PROTECT AND ENHANCE)

RECOMMENDATION 8 (R8)

Dialogue is established with English Indoor Bowls Association (EIBA) and local bowling clubs to further explore the potential of facilitating club – led development of additional indoor bowling facilities by 2036.

(PROVIDE)

RECOMMENDATION 9 (R9)

Future need for purpose-built gymnastics/trampolining facilities in the Borough, to meet latent demand, is explored further by British Gymnastics and Trampolining, local clubs/partners, and Charnwood Borough Council.

(PROVIDE)

RECOMMENDATION 10 (R10)

Where appropriate, Charnwood Borough Council and its partners seek to secure S106 contributions that could contribute towards the development of additional and safe walking, running and cycling routes, and where possible to open up other informal, multipurpose places and spaces where people can be active.

(PROVIDE, AND PROTECT)



RECOMMENDATION 11 (R11)

Charnwood Borough Council and all its partners identify the level of capital funding required to address the identified investment needs for sports facilities, and investigate all available sources for capital funding, on a partnership basis.

(PROVIDE)

RECOMMENDATION 12 (R12)

Charnwood Borough Council and its partners prioritise investment in the development of high quality community sports facilities/spaces, with local partners. Increasing available capacity and therefore opportunities to take part in regular physical activity, in the local community, will contribute to reduced health inequalities, increased participation better community cohesion.

(PROVIDE AND ENHANCE)

RECOMMENDATION 13 (R13)

There should be on-going monitoring of this Strategy through its implementation, but as a minimum, progress should be reviewed and refreshed every five years. On-going monitoring should include partnership working with neighbouring local authorities to keep aware of facility changes and developments.

(PROTECT)

N.B. It is recognised that any new schools (Recommendations 5, and 6) are likely to be Academies and therefore outside the direct control of Leicestershire County Council. This should not, however, prevent local partnerships for community access.



ACTION PLAN

7.28. In order to realise the above Vision and Aims for sport and leisure facility provision in Charnwood there are key priorities that need to be addressed and implemented. These are set out below in the Action Plan, based on the recommendations for future provision. The investment costs quoted are based on a combination of our knowledge of new build schemes, industry norms, and Sport England cost guidelines. These are based on sqm construction costs.

Table 7.2: Strategy Action Plan

RECOMMENDATION	ACTION	RESPONSIBILITY	TIMESCALE		RESOURCES / PARTNERS
			SHORT	= 1 – 5 YEARS	
			MEDIUM	= 5 – 10 YEARS	
			LONG TERM	= 10+ YEARS	
<p>RECOMMENDATION 1 (R1)</p> <p>The existing levels of community accessible (including pay and play) sports hall, swimming pool and fitness provision in the Borough are retained as a minimum, but these need not necessarily be the same facilities as at present.</p> <p>(PROTECT)</p>	<p>Ensure existing levels of provision are maintained by investing in maintenance and planning for future replacement of / refurbishment of Charnwood Borough Council's three leisure centres.</p>	<p>Charnwood Borough Council</p>	<p>ONGOING</p>	<p>Charnwood Borough Council - leisure officers, planning officers, Parish and Town Councils</p> <p>Facility operators through long term contract</p> <p>Capital investment over life cycle agreed through long term contract</p> <p>Refurbishment/Replacement costs per leisure centre will vary depending on scale and nature of works if a refurbishment, and the location if a new build facility); in broad terms circa £6m (minimum refurbishment) - £15m (new leisure centre, pool and dryside facilities).</p>	



RECOMMENDATION	ACTION	RESPONSIBILITY	TIMESCALE		RESOURCES / PARTNERS
			SHORT	= 1 – 5 YEARS	
			MEDIUM	= 5 – 10 YEARS	
			LONG TERM	= 10+ YEARS	
<p>RECOMMENDATION 2 (R2)</p> <p>Charnwood Borough Council promotes investment into additional swimming pool provision. The priority is a new learner pool at Soar Valley Leisure Centre.</p> <p>(PROVIDE)</p>	<p>Confirm support for the development of additional water space</p> <p>Undertake a feasibility study, architect-led, on Soar Valley Leisure Centre, to assess the options for pool development, the optimum location and design and the consequent capital costs</p>	Charnwood Borough Council	SHORT TO MEDIUM		<p>Charnwood Borough Council</p> <p>External consultants</p> <p>External funding agencies</p> <p>Feasibility study costs approx. £10k-£15k (leisure consultant, some architectural input; quantity surveyor)</p> <p>New learner pool circa £2-£3m (depending on scale, construction approach, etc)</p>
<p>RECOMMENDATION 3 (R3)</p> <p>Existing levels of community accessible and affordable fitness suite provision in the Borough should be retained as a minimum, and where appropriate, opportunities for investment in additional health and fitness provision where there is an identified need/business case justification should be considered by all providers.</p> <p>(PROVIDE AND PROTECT)</p>	<p>Charnwood Borough Council retain existing levels of fitness stations in their three leisure centres as a minimum</p> <p>Explore the practical feasibility of extending existing fitness provision at Loughborough, South Charnwood and Soar Valley Leisure Centres</p> <p>Facilitate continued provision of the same level of affordable commercial fitness provision in the Borough through the planning process</p>	<p>Charnwood Borough Council</p> <p>Local providers</p>	ONGOING		<p>Charnwood Borough Council- leisure officers, planning officers,</p> <p>Parish and Town Councils</p> <p>Facility operators through long term contract</p> <p>Capital investment over life cycle agreed through long term contract</p> <p>Potential feasibility work circa £2k-3k per facility (this would look at where an extension could be located, its size, scale and design, and cost)</p> <p>Extension/refurbishment works costs dependent on location, scale etc, but could vary between £250k - £1.5m total, depending on size, design etc</p>



RECOMMENDATION	ACTION	RESPONSIBILITY	TIMESCALE		RESOURCES / PARTNERS
			SHORT	= 1 – 5 YEARS	
			MEDIUM	= 5 – 10 YEARS	
			LONG TERM	= 10+ YEARS	
<p>RECOMMENDATION 4 (R4)</p> <p>Opportunities to increase access to sports halls for indoor netball – training and competitive play. Should be considered by all relevant stakeholders – Charnwood Borough Council, facility operators local netball clubs, England Netball and the East Midlands Netball League.</p> <p>(PROVIDE)</p>	<p>Facilitate dialogue between local netball clubs and facility operators, plus all schools with appropriate sports facilities who want to increase community use, to try and identify suitable venues for netball in the Borough</p>	<p>Charnwood Borough Council</p> <p>Facility operators Local netball clubs</p> <p>England Netball</p>	SHORT TERM		<p>Charnwood Borough Council- leisure officers</p> <p>Facility operators</p> <p>Parish and Town Councils</p> <p>Local schools</p>
<p>RECOMMENDATION 5 (R5)</p> <p>Charnwood Borough Council seek to ensure that any new educational involving new or enhanced sports facility has a CUA as part of the planning consent so as to secure pay and play opportunities for clubs and groups.</p> <p>(PROVIDE AND ENHANCE)</p>	<p>Ensure dialogue between Charnwood Borough Council Departments and Leicestershire County Council over any proposals for new schools, so optimum benefits can be obtained through any new developments</p> <p>Ensure development of a CUA is a planning condition required of all new schools</p>	<p>Charnwood Borough Council</p> <p>Leicestershire County Council</p> <p>Sport England</p> <p>Individual schools</p>	ONGOING		<p>Charnwood Borough Council as appropriate through the planning process</p> <p>Leicestershire County Council</p> <p>Sport England</p> <p>Individual schools/Academies</p>



RECOMMENDATION	ACTION	RESPONSIBILITY	TIMESCALE		RESOURCES / PARTNERS
			SHORT	= 1 – 5 YEARS	
			MEDIUM	= 5 – 10 YEARS	
			LONG TERM	= 10+ YEARS	
<p>RECOMMENDATION 6 (R6)</p> <p>Consider the opportunity for Charnwood Borough Council to work with partners in education to increase community access to existing education sports facilities where community access is currently provided, and where it is not; where possible, formal CUAs should be developed.</p> <p>(PROVIDE AND ENHANCE)</p>	<p>Charnwood Borough Council work with Leicestershire County Council and all schools identifying an aspiration to secure increased on-site community use, to promote availability of education facilities within the wider community, and ‘match’ those requiring space with available provision.</p> <p>Work towards developing formal CUAs wherever possible to secure and protect community access long term.</p>	<p>Charnwood Borough Council</p> <p>Leicestershire County Council</p> <p>Sport England</p> <p>Individual schools</p>	ONGOING		<p>Charnwood Borough Council as appropriate through the planning process</p> <p>Leicestershire County Council</p> <p>Sport England</p> <p>Individual schools/Academies</p> <p>Community organisations and groups</p>
<p>RECOMMENDATION 7 (R7)</p> <p>Charnwood Borough Council and its public and voluntary sector partners facilitate, where possible, increased access to pay and play community centres/halls to maintain and grow participation in physical activity</p> <p>(PROTECT AND ENHANCE)</p>	<p>Charnwood Borough Council work with its public and voluntary sector partners to ensure maximum use is made of all community halls for sports activities</p>	<p>Charnwood Borough Council</p> <p>Parish and Town Councils</p>	ONGOING		<p>Charnwood Borough Council</p> <p>Parish/Town Councils</p> <p>Other informal hall providers- public and voluntary sectors</p>



RECOMMENDATION	ACTION	RESPONSIBILITY	TIMESCALE		RESOURCES / PARTNERS
			SHORT	= 1 – 5 YEARS	
			MEDIUM	= 5 – 10 YEARS	
			LONG TERM	= 10+ YEARS	
<p>RECOMMENDATION 8 (R8)</p> <p>Dialogue is established with English Indoor Bowls Association (EIBA) and local bowling clubs to further explore the potential of facilitating club – led development of additional indoor bowling facilities by 2036.</p> <p>(PROVIDE)</p>	<p>Charnwood Borough Council works with the English Indoor Bowls Association (EIBA) on facility development to review and monitor identified need for additional indoor bowling facilities</p> <p>Establish regular dialogue with local indoor bowling clubs to monitor increases in participation and demand for facilities</p>	<p>Charnwood Borough Council</p> <p>EIBA</p> <p>Local clubs</p>	SHORT – MEDIUM		<p>Charnwood Borough Council</p> <p>Local clubs</p> <p>NGBs</p> <p>Possible capital investment in an additional facility in the long term; circa £2m (for a purpose built indoor bowls hall 4- 6 rinks)</p>
<p>RECOMMENDATION 9 (R9)</p> <p>Future need for purpose-built gymnastics / trampolining facilities in the Borough, to meet latent demand, is explored further by British Gymnastics and Trampolining, local clubs / partners, and Charnwood Borough Council.</p> <p>(PROVIDE)</p>	<p>Charnwood Borough Council works with British Gymnastics and Trampolining on facility development to review and monitor identified need for additional gymnastics/trampolining facilities</p> <p>Establish regular dialogue with local gymnastics/trampolining clubs to monitor increases in participation and demand for facilities</p>	<p>Charnwood Borough Council</p> <p>British Gymnastics and Trampolining</p> <p>Local gymnastics and trampolining clubs</p>	SHORT – MEDIUM		<p>Charnwood Borough Council</p> <p>Local clubs</p> <p>British Gymnastics and Trampolining</p> <p>Capital investment requirements likely to vary depending on whether additional facilities are new build or conversion of an existing building; potentially £1.5m per purpose built/refurbished facility</p>



RECOMMENDATION	ACTION	RESPONSIBILITY	TIMESCALE		RESOURCES / PARTNERS
			SHORT	= 1 – 5 YEARS	
			MEDIUM	= 5 – 10 YEARS	
			LONG TERM	= 10+ YEARS	
<p>RECOMMENDATION 10 (R10)</p> <p>Where appropriate, Charnwood Borough Council and its partners seek to secure S106 contributions that could contribute towards the development of additional and safe walking, running and cycling routes, and where possible to open up other informal, multipurpose places and spaces where people can be active.</p> <p>(PROVIDE, AND PROTECT)</p>	<p>Ensure all investment priorities are included in the Infrastructure Delivery Plan.</p> <p>Secure all available funding through Developer Contributions</p>	<p>Charnwood Borough Council-planning and leisure officers</p>	SHORT TO MEDIUM		<p>Charnwood Borough Council-planning and leisure officers</p> <p>Parish and Town Councils</p>
<p>RECOMMENDATION 11 (R11)</p> <p>Charnwood Borough Council and all its partners identify the level of capital funding required to address the identified investment needs for sports facilities, and investigate all available sources for capital funding, on a partnership basis.</p> <p>(PROVIDE)</p>	<p>Confirm investment priorities and obtain capital costs.</p> <p>Assess funding options</p>	<p>Charnwood Borough Council</p>	SHORT TO MEDIUM		<p>Charnwood Borough Council-planning and leisure officers</p> <p>Parish and Town Councils</p> <p>Identified investment needs estimated at a total of circa £27m to 2036, based on 2017 costs</p> <p>Revenue to support feasibility studies (as set out above) circa £20k</p>



RECOMMENDATION	ACTION	RESPONSIBILITY	TIMESCALE		RESOURCES / PARTNERS
			SHORT	= 1 – 5 YEARS	
			MEDIUM	= 5 – 10 YEARS	
			LONG TERM	= 10+ YEARS	
<p>RECOMMENDATION 12 (R12)</p> <p>Charnwood Borough Council and its partners prioritise investment in the development of high quality community sports facilities / spaces, with other local partners. Increasing available capacity and therefore opportunities to take part in regular physical activity, in the local community, will contribute to reduced health inequalities, increased participation better community cohesion.</p> <p>(PROVIDE AND ENHANCE)</p>	<p>Continue to work with a range of relevant partners to facilitate provision of high quality accessible and sustainable community sports facilities</p>	<p>Charnwood Borough Council</p> <p>Local partners</p>	ONGOING		<p>Charnwood Borough Council</p> <p>Local partners- public, education, private and voluntary sectors</p> <p>Parish and Town Councils</p> <p>Capital investment could range from extension of an existing hall to a new community hall from circa £0.4m - £2.5m, depending on scale and nature</p>
<p>RECOMMENDATION 13 (R13)</p> <p>There should be on-going monitoring of this Strategy through its implementation, but as a minimum, progress should be reviewed and refreshed every five years. On-going monitoring should include partnership working with neighbouring local authorities to keep aware of facility changes and developments.</p> <p>(PROTECT)</p>	<p>Review the Strategy on a 5-year basis, to update/revise as appropriate, to ensure Local Plan Evidence Base is robust.</p>	<p>Charnwood Borough Council</p>	Ongoing		<p>Charnwood Borough Council</p> <p>External consultants</p> <p>Cost – dependent on extent of review but likely to be circa £12k - £15k (not included in capital costs), to review, update and undertake new analysis as required</p>

N.B. It is recognised that any new schools (Recommendations 5, and 6) are likely to be Academies and therefore outside the direct control of Leicestershire County Council. This should not, however, prevent local partnerships for community access



DISCLAIMER

Forecasts and recommendations in any proposal, report or letter are made in good faith and on the basis of the information before the Company at the time. Their achievement must depend, among other things, on effective co-operation of the Client and the Client's staff. In any consequence, no statement in any proposal, report or letter is to be deemed to be in any circumstances a representation, undertaking, warranty or contractual condition.



APPENDIX 1

NATIONAL CONTEXT



APPENDIX 1: NATIONAL CONTEXT

STRATEGIC DOCUMENT	SUMMARY KEY POINTS
NATIONAL CONTEXT	
<p>A NEW STRATEGY FOR SPORT – DEPARTMENT FOR CULTURE, MEDIA AND SPORT</p>	<p>The Department for Culture, Media and Sport released a new strategy for Sport in December 2015 - the government’s sport strategy Sporting Future: A New Strategy for an Active Nation.</p> <p>Public investment into community sport is to reach children as young as five. The move will see Sport England’s remit changed from investing in sport for those aged 14 and over to supporting people from five years old right through to pensioners, in a bid to create a more active nation.</p> <p>Investment will be targeted at sport projects that have a meaningful, measurable impact on how they are improving people’s lives – from helping young people gain skills to get into work, to tackling social inclusion and improving physical and mental health.</p> <p>Funding will also be targeted at groups who have low participation rates to encourage those who do not take part in sport and physical activity to get involved. This includes supporting women, disabled people, those in lower socio-economic groups and older people. Sport England will set up a new fund in 2016 to get inactive people physically active and will support and measure participation in sport and wider physical activity going forward.</p> <p>At the elite end of sport, government is supporting our Olympic and Paralympic athletes beyond Rio 2016 through to Tokyo 2020 with increased exchequer funding.</p> <p>The key driver for the strategy is to increase participation in sport and physical activity and to make activity an integral part of everyday life in the UK, for everyone.</p>
<p>SPORT ENGLAND STRATEGY 2016- ‘TOWARDS AN ACTIVE NATION’</p>	<p>The Vision for this Strategy is:</p> <p>‘We want everyone in England regardless of age, background or level of ability to feel able to engage in sport and physical activity. Some will be young, fit and talented, but most will not. We need a sport sector that welcomes everyone – meets their needs, treats them as individuals and values them as customers’.</p>



STRATEGIC DOCUMENT	SUMMARY KEY POINTS
	<p>The Sport England Strategy 'Towards an Active Nation' puts the policies set out in 'A new Strategy for an Active Nation' into practice. This will mean significant change for Sport England and for their partners. This strategy sets out Sport England will deliver this task. The key changes Sport England will make are:</p> <ul style="list-style-type: none"> • Focusing more money and resources on tackling inactivity because this is where the gains for the individual and for society are greatest • Investing more in children and young people from the age of five to build positive attitudes to sport and activity as the foundations of an active life • Helping those who are active now to carry on, but at lower cost to the public purse over time. Sport England will work with those parts of the sector that serve the core market to help them identify ways in which they can become more sustainable and self-sufficient • Putting customers at the heart of what we do, responding to how they organise their lives and helping the sector to be more welcoming and inclusive, especially of those groups currently under-represented in sport • Helping sport to keep pace with the digital expectations of customers • Working nationally where it makes sense to do so (for example on infrastructure and workforce) but encouraging stronger local collaboration to deliver a more joined-up experience of sport and activity for customers • Working with a wider range of partners, including the private sector, using our expertise as well as our investment to help others align their resources • Working with the sector to encourage innovation and share best practice particularly through applying the principles and practical learning of behaviour change
<p>PUBLIC HEALTH REFORMS AND PHYSICAL ACTIVITY GUIDELINES 2013</p>	<p>Public Health White Paper (2013)</p> <p>The White Paper outlines the Government's plans for funding of 'public health' to be decentralised and controlled at a local authority level from 2013 onwards. £4bn will be ring-fenced for local authorities to spend on areas within the definition of 'public health'</p>



STRATEGIC DOCUMENT	SUMMARY KEY POINTS
	<p>Background This paper forms part of the wider Government plans to reform the NHS. The Coalition's ambition is to reform the NHS by devolving power from the centre and commissioning GPs to run their own practices.</p> <p>Key announcements include the introduction of:</p> <ul style="list-style-type: none">• 'Public Health England' - a 'dedicated new public health service' sitting within the Department of Health• Directors of Public Health, who will work at a local authority level and lead on the public health offer• A health premium, to reward local authorities for progress against a new outcomes framework. This will take into account health inequalities <p>Statutory health and well-being boards, bringing together local authorities and health officials.</p> <p>Relevance to sport The White Paper contains a number of key themes. These range from mental health, tobacco control, pandemic flu and social marketing through to sexual health and pregnancy.</p> <p>Of direct relevance to sport are the areas focussing on physical activity and obesity. While there is little detail in the paper at this stage, sport and physical activity are referenced throughout the document as examples of how to improve public health from a health and well-being perspective.</p> <p>The paper specifically references physical activity initiatives, noting the mass participation legacy, as one part of the public health drive. The Olympic and Paralympic style sports competition is also referenced.</p> <p>While both of these initiatives are already in the public domain, it is welcome that sport and physical activity feature so predominantly in the paper.</p> <p>Given the ring-fenced nature of the £4bn budget, sport needs to be included within the definition of 'public health' in order to benefit from funding at a local level. While the definition has not been set, the frequent mentions of sport and physical activity demonstrate that they are on the public health agenda.</p>



STRATEGIC DOCUMENT	SUMMARY KEY POINTS
<p>THE PHYSICAL ACTIVITY GUIDELINES – START ACTIVE, STAY ACTIVE – JULY 2011</p>	<p>A report from the Chief Medical Officer presents guidance on the volume, duration, frequency and type of physical activity across the full age ranges to achieve general health benefits. It is aimed at all authorities and organisations developing services to promote physical activity, and it is aimed at professionals, practitioners and policymakers concerned with planning and implementing policies and programmes that use the promotion of physical activity, sport, exercise and active travel to achieve health gains.</p> <p>The report covers early years, children and young people, adults and older adults; there are specific recommendations for each sector, with a succinct fact sheet setting out recommendations for each age group.</p>
<p>HEALTH AND SOCIAL CARE REFORM ACT (2012)</p>	<p>The Act was passed in Parliament in March 2012 as part of the Government’s vision to modernise the NHS. The bill moves commissioning responsibilities to both the GP consortia and also to Local Authorities for public health. These will come together in health and wellbeing boards.</p>
<p>PUBLIC HEALTH OUTCOMES FRAMEWORK 2013-2016</p>	<p>Published in January 2012, the Public Health Framework identifies two overall outcomes to be achieved:</p> <ul style="list-style-type: none"> ● Increased healthy life expectancy ● Reduced differences in life expectancy and healthy life expectancy between communities <p>Public health will be measured against 66 health measures, including a physical activity indicator.</p>



APPENDIX 2

EXISTING BUILT FACILITIES - QUALITY AUDITS

Appendix 2a - 2aa

Quality Audits

The approach to the Quality Audits, and explanation of their scoring is included in the Evidence Base, paragraphs 4.20-4.22

Name of facility

Humphrey Perkins

Address

74-78, Cotes Road, Loughborough, LE12 8JU

QUALITY RATING

54%

General Condition	Excellent		Good		Average		Poor	x	Very Poor	
Need for capital investment	Minimal		Moderate	X	Significant					

Facility Quality										
<i>Sports Hall - 4 Badminton courts</i>	Excellent		Good		Average	X	Poor		Very Poor	
<i>Changing/toilets</i>	Excellent		Good		Average	x	Poor		Very Poor	
NB: MUST BE FILLED IN!! TOTAL NUMBER OF FACILITIES RATED										2

Disability Access	Full	X	Partial		No			
Served by Public Transport	Yes*	X	No					* a short walk away
Good Natural Presence	Excellent		Good	X	Average		Poor	
Well Signposted	Good		Some	X	Poor			
Car Parking	Good		Some	X	Poor			
Development Potential	Lots		Some	X	No potential			

Key	Rating
>80%	Excellent
60% - 80%	Good
40% - 59%	Average
20%-39%	Poor
<20%	Very Poor

54%

Name of facility Loughborough Grammar School
Address Burton Walks, Loughborough, LW11 2DU
QUALITY RATING 71%

General Condition	Excellent		Good	X	Average		Poor		Very Poor	
Need for capital investment	Minimal	X	Moderate		Significant					

Facility Quality										
<i>Sports Hall - 4 Badminton courts</i>	Excellent		Good		Average	X	Poor		Very Poor	
<i>Swimming Pool (20m x 5 lane)</i>	Excellent		Good	X	Average		Poor		Very Poor	
<i>Changing/toilets</i>	Excellent		Good		Average	x	Poor		Very Poor	
NB: MUST BE FILLED IN!! TOTAL NUMBER OF FACILITIES RATED										3

Disability Access	Full	X	Partial		No			
Served by Public Transport	Yes*	X	No				* a short walk away	
Good Natural Presence	Excellent	X	Good		Average		Poor	
Well Signposted	Good		Some	X	Poor			
Car Parking	Good		Some	X	Poor			
Development Potential	Lots		Some	X	No potential			

Key	Rating
>80%	Excellent
60% - 80%	Good
40% - 59%	Average
20%-39%	Poor
<20%	Very Poor

71%

Sports hall has cricket nets
 Changing rooms only suitable for boys

Name of facility Loughborough Leisure Centre
Address Browns Lane, Loughborough, LW11 3HE

QUALITY RATING 85%

General Condition	Excellent	X	Good		Average		Poor		Very Poor	
Need for capital investment	Minimal	X	Moderate		Significant					

Facility Quality										
<i>Sports Hall - 8 Badminton courts</i>	Excellent		Good	X	Average		Poor		Very Poor	
<i>Fitness Suite - 130 station</i>	Excellent	X	Good		Average		Poor		Very Poor	
<i>Swimming Pool 25m x 6 lane</i>	Excellent	X	Good		Average		Poor		Very Poor	
<i>Swimming pool 20 x 10 (training)</i>	Excellent		Good	X	Average		Poor		Very Poor	
<i>Squash Court</i>	Excellent		Good	X	Average		Poor		Very Poor	
<i>Studio 1 (50 person capacity)</i>	Excellent	X	Good		Average		Poor		Very Poor	
<i>Studio 2 (30 person capacity)</i>	Excellent		Good		Average		Poor		Very Poor	
<i>Spin Studio (20 person capacity)</i>	Excellent	X	Good	X	Average		Poor		Very Poor	
<i>Changing/toilets</i>	Excellent		Good	x	Average		Poor		Very Poor	
NB: MUST BE FILLED IN!! TOTAL NUMBER OF FACILITIES RATED										9

Disability Access	Full	X	Partial		No		
Served by Public Transport	Yes*	X	No				* a short walk away
Good Natural Presence	Excellent	X	Good		Average		Poor
Well Signposted	Good	X	Some		Poor		
Car Parking*	Good		Some	X	Poor		
Development Potential	Lots		Some		No potential		

Key	Rating
>80%	Excellent
60% - 80%	Good
40% - 59%	Average
20%-39%	Poor
<20%	Very Poor

85%

Notes
 *Pay and display car park
 Charnwood indoor bowls centre next to facility

Name of facility **Loughborough University**
 Address Epinal Way, Loughborough, LE11 3TU

QUALITY RATING 96%

General Condition	Excellent	X	Good		Average		Poor		Very Poor	
Need for capital investment	Minimal	X	Moderate		Significant					

Facility Quality	Excellent	X	Good		Average		Poor		Very Poor	
<i>Sports Hall - 8 Badminton courts with additional centre court</i>	Excellent	X	Good		Average		Poor		Very Poor	
<i>Indoor Badminton Court (4)</i>	Excellent	X	Good		Average		Poor		Very Poor	
<i>Fitness Suite - 300 station (not open to public)</i>	Excellent	X	Good		Average		Poor		Very Poor	
<i>Swimming Pool - 50m x 8 lane</i>	Excellent	X	Good		Average		Poor		Very Poor	
<i>Indoor Tennis Centre (8 court)</i>	Excellent	X	Good		Average		Poor		Very Poor	
<i>Indoor Netball Centre (2 courts)</i>	Excellent	X	Good		Average		Poor		Very Poor	
<i>Studio</i>	Excellent	X	Good		Average		Poor		Very Poor	
<i>Spin Studio</i>	Excellent	X	Good		Average		Poor		Very Poor	
<i>Changing/toilets</i>	Excellent		Good	x	Average		Poor		Very Poor	
NB: MUST BE FILLED IN!! TOTAL NUMBER OF FACILITIES RATED										9

Disability Access	Full	X	Partial		No			
Served by Public Transport	Yes*	X	No				* a short walk away	
Good Natural Presence	Excellent	X	Good		Average		Poor	
Well Signposted	Good		Some	X	Poor			
Car Parking	Good	X	Some		Poor			
Development Potential	Lots	X	Some		No potential			

Key	Rating
>80%	Excellent
60% - 80%	Good
40% - 59%	Average
20%-39%	Poor
<20%	Very Poor

96%

Name of facility **Soar Valley Leisure Centre**
Address Off Kingfisher Road, Loughborough, LE12 7FG
QUALITY RATING 82%

General Condition	Excellent		Good	X	Average		Poor		Very Poor	
Need for capital investment	Minimal		Moderate		Significant	X				
Facility Quality										
<i>Sports Hall - 4 Badminton Court</i>	Excellent		Good	X	Average		Poor		Very Poor	
<i>Fitness Suite - 70 Station</i>	Excellent		Good	X	Average		Poor		Very Poor	
<i>Swimming Pool - 20m x 4 lane</i>	Excellent		Good	X	Average		Poor		Very Poor	
<i>Studio 1</i>	Excellent		Good	X	Average		Poor		Very Poor	
<i>Studio 2</i>	Excellent		Good	X	Average		Poor		Very Poor	
<i>Changing/toilets</i>	Excellent		Good	x	Average		Poor		Very Poor	
NB: MUST BE FILLED IN!! TOTAL NUMBER OF FACILITIES RATED										6

Disability Access	Full	X	Partial		No			
Served by Public Transport	Yes*	X	No					* a short walk away
Good Natural Presence	Excellent	X	Good		Average		Poor	
Well Signposted	Good	X	Some		Poor			
Car Parking	Good	X	Some		Poor			
Development Potential	Lots	X	Some		No potential			

Key	Rating
>80%	Excellent
60% - 80%	Good
40% - 59%	Average
20%-39%	Poor
<20%	Very Poor

82%

Notes
 Full size sand dressed ATP - Predominantly hockey
 Parish Council Cricket Pitch Adjacent
 Discussion around centre extension for training pool
 30 members per studio session

Need for investment is due to demand, not quality of facility

Name of facility South Charnwood Leisure Centre
Address Parkstone Road, Leicester, LE7 1LY

QUALITY RATING 79%

General Condition	Excellent		Good	X	Average		Poor		Very Poor	
Need for capital investment	Minimal		Moderate	X	Significant					

Facility Quality										
<i>Fitness Suite - 60 Station</i>	Excellent		Good	X	Average		Poor		Very Poor	
<i>Studio 1</i>	Excellent		Good	X	Average		Poor		Very Poor	
<i>Swimming Pool - 20m x 5 lane</i>	Excellent		Good	X	Average		Poor		Very Poor	
<i>Changing/toilets</i>	Excellent		Good	x	Average		Poor		Very Poor	
NB: MUST BE FILLED IN!! TOTAL NUMBER OF FACILITIES RATED										4

Disability Access	Full	X	Partial		No			
Served by Public Transport	Yes*	X	No					* a short walk away
Good Natural Presence	Excellent	X	Good		Average		Poor	
Well Signposted	Good	X	Some		Poor			
Car Parking	Good		Some	X	Poor			
Development Potential	Lots		Some	X	No potential			

Key	Rating
>80%	Excellent
60% - 80%	Good
40% - 59%	Average
20%-39%	Poor
<20%	Very Poor

79%

Notes:
 Grass Area Adjacent
 Centre Redeveloped in 2010
 Home of Leicester Penguins - Swimming
 Wreake Valley Academy next door with full size 3G ATP & Sports Hall

Investment due to demand, not facility quality

Name of facility **Charnwood Indoor Bowls Club**
 Address Browns Lane, Loughborough, LE11 3HE

QUALITY RATING 79%

General Condition	Excellent	x	Good		Average		Poor		Very Poor	
Need for capital investment	Minimal	x	Moderate		Significant					

Facility Quality										
<i>Reception</i>	Excellent	x	Good		Average		Poor		Very Poor	
<i>Indoor Bowls Hall - 8 rink</i>	Excellent	x	Good		Average		Poor		Very Poor	
<i>Bar/Function Room</i>	Excellent	x	Good		Average		Poor		Very Poor	
NB: MUST BE FILLED IN!! TOTAL NUMBER OF FACILITIES RATED										3

Disability Access	Full	x	Partial		No			
Served by Public Transport	Yes*	x	No					* a short walk away
Good Natural Presence	Excellent		Good	x	Average		Poor	
Well Signposted	Good		Some		Poor	x		
Car Parking	Good		Some	x	Poor			
Development Potential	Lots		Some		No potential	x		

Key	Rating
>80%	Excellent
60% - 80%	Good
40% - 59%	Average
20%-39%	Poor
<20%	Very Poor

79%

Name of facility
Address

Loughborough Greenfield Sports and Social
Holt Drive, Loughborough, LE11 3HZ

QUALITY RATING

14%

General Condition	Excellent		Good		Average		Poor	x	Very Poor	
Need for capital investment	Minimal		Moderate		Significant	x				

Facility Quality										
<i>Squash - 1 court</i>	Excellent		Good		Average		Poor	x	Very Poor	
NB: MUST BE FILLED IN!! TOTAL NUMBER OF FACILITIES RATED										1

Disability Access	Full		Partial		No	x				
Served by Public Transport	Yes*		No	x	* a short walk away					
Good Natural Presence	Excellent		Good		Average		Poor	x		
Well Signposted	Good		Some		Poor	x				
Car Parking	Good		Some	x	Poor					
Development Potential	Lots		Some		No potential	x				

Key	Rating
>80%	Excellent
60% - 80%	Good
40% - 59%	Average
20%-39%	Poor
<20%	Very Poor

14%

Name of facility
Address

Rawlins Academy
Loughborough Road, Loughborough, LE12 8DY

QUALITY RATING

69%

General Condition	Excellent		Good	x	Average		Poor		Very Poor	
Need for capital investment	Minimal	x	Moderate		Significant					

Facility Quality	Excellent		Good		Average		Poor		Very Poor	
<i>Sports Hall - 4 Badminton courts</i>	Excellent		Good	x	Average		Poor		Very Poor	
<i>Fitness Suite - Approx. 15 station (not open to public)</i>	Excellent		Good		Average	x	Poor		Very Poor	
<i>Studio</i>	Excellent		Good	x	Average		Poor		Very Poor	
<i>Old gym</i>	Excellent		Good		Average	x	Poor		Very Poor	
<i>Deep end activity space</i>	Excellent	x	Good		Average		Poor		Very Poor	
<i>(old pool recently filled in and converted into large activity space with sprung floor)</i>	Excellent		Good		Average		Poor		Very Poor	
<i>SE & 106 funded</i>	Excellent		Good		Average		Poor		Very Poor	
NB: MUST BE FILLED IN!! TOTAL NUMBER OF FACILITIES RATED										5

Disability Access	Full	x	Partial		No		
Served by Public Transport	Yes*		No	x			* a short walk away
Good Natural Presence	Excellent		Good		Average	x	Poor
Well Signposted	Good	x	Some		Poor		
Car Parking	Good	x	Some		Poor		
Development Potential	Lots		Some		No potential	x	

Key	Rating
>80%	Excellent
60% - 80%	Good
40% - 59%	Average
20%-39%	Poor
<20%	Very Poor

69%

Name of facility **The Roundhill Academy**
 Address 997 Melton Road, Leicester LE4 8GQ

QUALITY RATING 61%

General Condition	Excellent		Good		Average	x	Poor		Very Poor	
Need for capital investment	Minimal		Moderate		Significant	x				

Facility Quality										
Swimming Pool - 20m x 3 lane	Excellent		Good	X	Average	x	Poor		Very Poor	
Sports Hall - 4 Badminton courts	Excellent		Good		Average	x	Poor		Very Poor	
NB: MUST BE FILLED IN!! TOTAL NUMBER OF FACILITIES RATED										2

Disability Access	Full		Partial	x	No					
Served by Public Transport	Yes*	x	No							* a short walk away
Good Natural Presence	Excellent		Good		Average	x	Poor			
Well Signposted	Good	x	Some		Poor					
Car Parking	Good		Some	x	Poor					
Development Potential	Lots		Some		No potential	x				

Key	Rating
>80%	Excellent
60% - 80%	Good
40% - 59%	Average
20%-39%	Poor
<20%	Very Poor

61%

Name of facility **Iveshead School**
 Address Forest Street, Loughborough, LE12 9DA

QUALITY RATING 69%

General Condition	Excellent		Good	x	Average		Poor		Very Poor	
Need for capital investment	Minimal	x	Moderate		Significant					

Facility Quality										
Swimming pool - 25m x 4 lane	Excellent		Good	x	Average		Poor		Very Poor	
Sports Hall - 4 Badminton courts	Excellent		Good	x	Average		Poor		Very Poor	
Dining Hall (used for classes and martial arts)	Excellent		Good	x	Average		Poor		Very Poor	
Youth club	Excellent		Good		Average	x	Poor		Very Poor	
NB: MUST BE FILLED IN!! TOTAL NUMBER OF FACILITIES RATED										4

Disability Access	Full		Partial	x	No			
Served by Public Transport	Yes*		No	x				* a short walk away
Good Natural Presence	Excellent		Good		Average	x	Poor	
Well Signposted	Good	x	Some		Poor			
Car Parking	Good	x	Some		Poor			
Development Potential	Lots		Some	x	No potential			

Key	Rating
>80%	Excellent
60% - 80%	Good
40% - 59%	Average
20%-39%	Poor
<20%	Very Poor

69%

Name of facility **The Radmoor Centre (Loughborough College)**
 Address Radmoor Road, Loughborough, LE11 3BT

QUALITY RATING 89%

General Condition	Excellent	x	Good		Average		Poor		Very Poor	
Need for capital investment	Minimal	x	Moderate		Significant					

Facility Quality	Excellent	x	Good		Average		Poor		Very Poor	
Reception	Excellent	x	Good		Average		Poor		Very Poor	
Sports Hall - 1 - 4 Badminton courts (higher ceiling)	Excellent	x	Good		Average		Poor		Very Poor	
Sports Hall - 2 - 4 Badminton courts (lower ceiling)	Excellent	x	Good		Average		Poor		Very Poor	
Health Suite (Sauna, Steam & Spa)	Excellent	x	Good		Average		Poor		Very Poor	
Fitness Suite - Approx.30 stations	Excellent	x	Good		Average		Poor		Very Poor	
Studio (20 people)	Excellent	x	Good		Average		Poor		Very Poor	
Spinning Studio (18 bikes)	Excellent	x	Good		Average		Poor		Very Poor	
S & C Area	Excellent	x	Good		Average		Poor		Very Poor	
Rehabilitation studio	Excellent	x	Good		Average		Poor		Very Poor	
NB: MUST BE FILLED IN!! TOTAL NUMBER OF FACILITIES RATED										9

Disability Access	Full	x	Partial		No					
Served by Public Transport	Yes*	x	No						* a short walk away	
Good Natural Presence	Excellent		Good	x	Average		Poor			
Well Signposted	Good		Some	x	Poor					
Car Parking	Good	x	Some		Poor					
Development Potential	Lots		Some	x	No potential				Previously tried to gain planning for a pool	

Key	Rating
>80%	Excellent
60% - 80%	Good
40% - 59%	Average
20%-39%	Poor
<20%	Very Poor

89%

Name of facility
Address

Wreake Valley Academy
Parkstone Road, Leicester, LE7 1LY

QUALITY RATING

29%

General Condition	Excellent		Good		Average		Poor	x	Very Poor	
Need for capital investment	Minimal		Moderate		Significant					

Facility Quality										
<i>Sports Hall 1 - 4 Badminton courts</i>	Excellent		Good		Average		Poor	x	Very Poor	
<i>Sports Hall 2 - 4 Badminton courts</i>	Excellent		Good		Average		Poor	x	Very Poor	
<i>Old identical halls built mid 70's - granwood floors roofs replaced recently</i>	Excellent		Good		Average		Poor		Very Poor	
<i>Dance Studio</i>	Excellent		Good		Average		Poor	x	Very Poor	
NB: MUST BE FILLED IN!! TOTAL NUMBER OF FACILITIES RATED										3

Disability Access	Full		Partial	x	No			
Served by Public Transport	Yes*		No	x				* a short walk away
Good Natural Presence	Excellent		Good		Average	x	Poor	
Well Signposted	Good		Some	x	Poor			
Car Parking	Good	x	Some		Poor			
Development Potential	Lots		Some		No potential	x		

Key	Rating
>80%	Excellent
60% - 80%	Good
40% - 59%	Average
20%-39%	Poor
<20%	Very Poor

29%

Name of facility **The Cedars Academy**
Address Wanlip Lane, Leicester, LE4 4GH

QUALITY RATING 53%

General Condition	Excellent		Good		Average	x	Poor		Very Poor	
Need for capital investment	Minimal		Moderate		Significant					

Facility Quality										
Sports Hall 2 ct	Excellent		Good		Average	x	Poor		Very Poor	
Sports Hall 4 ct	Excellent		Good		Average	x	Poor		Very Poor	
Activity Hall x 2	Excellent		Good		Average	x	Poor		Very Poor	
NB: MUST BE FILLED IN!! TOTAL NUMBER OF FACILITIES RATED										4

Disability Access	Full	x	Partial		No			
Served by Public Transport	Yes*	x	No					* a short walk away
Good Natural Presence	Excellent		Good	x	Average		Poor	
Well Signposted	Good		Some	x	Poor			
Car Parking	Good	x	Some		Poor			
Development Potential	Lots		Some	x	No potential			

Key	Rating
>80%	Excellent
60% - 80%	Good
40% - 59%	Average
20%-39%	Poor
<20%	Very Poor

53%

Community use - pre -booked clubs only
 Site only open when supervisor on site
 Swimming Pool closed on site
 Outdoor tennis courts

Name of facility **Charnwood Academy**
 Address Thorpe Hill, Loughborough, LE11 4SQ

QUALITY RATING 66%

General Condition	Excellent		Good	x	Average		Poor		Very Poor	
Need for capital investment	Minimal		Moderate	x	Significant					

Facility Quality										
<i>Sports Hall - 4 Badminton courts</i>	Excellent		Good	x	Average		Poor		Very Poor	
<i>Sports Hall - 4 Badminton courts</i>	Excellent		Good	x	Average		Poor		Very Poor	
<i>Changing/toilets</i>	Excellent		Good	x	Average		Poor		Very Poor	
<i>Swimming Pool (4 lane)</i>	Excellent		Good	x	Average		Poor		Very Poor	
<i>Fitness Suite (11 stations)</i>	Excellent		Good	x	Average		Poor		Very Poor	
NB: MUST BE FILLED IN!! TOTAL NUMBER OF FACILITIES RATED										5

Disability Access	Full	X	Partial		No			
Served by Public Transport	Yes*	X	No					* a short walk away
Good Natural Presence	Excellent		Good	X	Average		Poor	
Well Signposted	Good		Some	X	Poor			
Car Parking	Good		Some	X	Poor			
Development Potential	Lots		Some	X	No potential			

Key	Rating
>80%	Excellent
60% - 80%	Good
40% - 59%	Average
20%-39%	Poor
<20%	Very Poor

66%

Name of facility **Shepshed Skate Park**
 Address Oakley Road, Shepshed, LW12 9AU

QUALITY RATING 59%

General Condition	Excellent		Good	x	Average		Poor		Very Poor	
Need for capital investment	Minimal	x	Moderate		Significant					

Facility Quality										
<i>Skate Park</i>	Excellent		Good		Average	x	Poor		Very Poor	
<i>BMX track - 4 straight circuit</i>	Excellent		Good	x	Average		Poor		Very Poor	
NB: MUST BE FILLED IN!! TOTAL NUMBER OF FACILITIES RATED										2

Disability Access	Full		Partial	x	No		
Served by Public Transport	Yes*		No	x			* a short walk away
Good Natural Presence	Excellent		Good	x	Average		Poor
Well Signposted	Good		Some		Poor	x	
Car Parking	Good		Some	x	Poor		
Development Potential	Lots		Some	x	No potential		

Key	Rating	59%
>80%	Excellent	
60% - 80%	Good	
40% - 59%	Average	
20%-39%	Poor	
<20%	Very Poor	

Name of facility **Syston Rugby Football Club**
 Address Barkby Road, Leicester, LE7 3FE

QUALITY RATING 70%

General Condition	Excellent		Good	x	Average		Poor		Very Poor	
Need for capital investment	Minimal	x	Moderate		Significant					

Facility Quality										
Reception/Bar area	Excellent		Good	x	Average		Poor		Very Poor	
Sprung floor studio area (downstairs)	Excellent	x	Good		Average		Poor		Very Poor	
Studio area (upstairs)	Excellent		Good	x	Average		Poor		Very Poor	
Health/Rehabilitation/Fitness Suite - 4 station	Excellent		Good	x	Average		Poor		Very Poor	
NB: MUST BE FILLED IN!! TOTAL NUMBER OF FACILITIES RATED										4

Disability Access	Full		Partial	x	No			
Served by Public Transport	Yes*		No	x				* a short walk away
Good Natural Presence	Excellent		Good	x	Average		Poor	
Well Signposted	Good		Some	x	Poor			
Car Parking	Good	x	Some		Poor			
Development Potential	Lots		Some		No potential	x		

Key	Rating
>80%	Excellent
60% - 80%	Good
40% - 59%	Average
20%-39%	Poor
<20%	Very Poor

70%

Name of facility
Address

Loughborough Lawn Tennis Club
Off Forest Road, Loughborough, LE11 3NW

QUALITY RATING

64%

General Condition	Excellent		Good	x	Average		Poor		Very Poor	
Need for capital investment	Minimal	x	Moderate		Significant					

Facility Quality										
<i>5 tennis courts outdoor (2 courts floodlit)</i>	Excellent		Good	x	Average		Poor		Very Poor	
<i>Tennis airdome (2 courts floodlit)</i>	Excellent		Good	x	Average		Poor		Very Poor	
NB: MUST BE FILLED IN!! TOTAL NUMBER OF FACILITIES RATED										2

Disability Access	Full	x	Partial		No			
Served by Public Transport	Yes*	x	No					* a short walk away
Good Natural Presence	Excellent		Good		Average	x	Poor	
Well Signposted	Good		Some		Poor	x		
Car Parking	Good		Some	x	Poor			
Development Potential	Lots		Some		No potential	x		

Key	Rating
>80%	Excellent
60% - 80%	Good
40% - 59%	Average
20%-39%	Poor
<20%	Very Poor

64%

Name of facility

Iveshead School

Address

Forest Street, Loughborough, LE12 9DB

QUALITY RATING

44%

General Condition	Excellent		Good		Average	x	Poor		Very Poor	
Need for capital investment	Minimal		Moderate		Significant	x				
Facility Quality										
<i>Studio</i>	Excellent		Good		Average	x	Poor		Very Poor	
<i>Sports Hall - 4 Badminton courts</i>	Excellent		Good		Average	x	Poor		Very Poor	
<i>Climbing wall</i>	Excellent		Good		Average		Poor	x	Very Poor	
<i>Swimming Pool</i>	Excellent		Good		Average	x	Poor		Very Poor	
NB: MUST BE FILLED IN!! TOTAL NUMBER OF FACILITIES RATED										4

Disability Access	Full		Partial	x	No			
Served by Public Transport	Yes*		No	x				* a short walk away
Good Natural Presence	Excellent		Good		Average	x	Poor	
Well Signposted	Good	x	Some		Poor			
Car Parking	Good	x	Some		Poor			
Development Potential	Lots		Some		No potential	x		

Key	Rating
>80%	Excellent
60% - 80%	Good
40% - 59%	Average
20%-39%	Poor
<20%	Very Poor

44%

Name of facility **Shelthorpe Golf Club**
 Address Poplar Road, Loughborough, LE11 2JS

QUALITY RATING 62%

General Condition	Excellent		Good		Average		Poor	X	Very Poor	
Need for capital investment	Minimal		Moderate	X	Significant					

Facility Quality										
Course Quality	Excellent		Good		Average		Poor	X	Very Poor	
Pro Shop	Excellent		Good		Average	X	Poor		Very Poor	
Membership cost	Excellent	X	Good		Average		Poor		Very Poor	
Membership availability	Excellent	X	Good		Average		Poor		Very Poor	
Pay and Play cost	Excellent	X	Good		Average	X	Poor		Very Poor	
Practice Area	Excellent		Good		Average		Poor	X	Very Poor	
Function Room	Excellent		Good	X	Average		Poor		Very Poor	
NB: MUST BE FILLED IN!! TOTAL NUMBER OF FACILITIES RATED										7

Disability Access	Full		Partial	X	No			
Served by Public Transport	Yes*	X	No					* a short walk away
Good Natural Presence	Excellent		Good	X	Average		Poor	
Well Signposted	Good		Some	X	Poor	X		
Car Parking	Good		Some	X	Poor			
Development Potential	Lots	X	Some		No potential			

Key	Rating
>80%	Excellent
60% - 80%	Good
40% - 59%	Average
20%-39%	Poor
<20%	Very Poor

62%

Notes:
 Par 3 course
 £8.88 18 hole cost/ £6.72 9 hole cost
 Pro lessons - £25 for 30 mins
 No joining fee
 Membership cost - £156 per annum
 short walk from bus station
 Club hire available

Name of facility **Ratcliffe College**
 Address Ratcliffe College, Fosse Way, LE7 4SG

QUALITY RATING 76%

General Condition	Excellent		Good	x	Average		Poor		Very Poor	
Need for capital investment	Minimal	x	Moderate		Significant					

Facility Quality										
<i>Sports Hall - 4 Badminton courts</i>	Excellent		Good	x	Average		Poor		Very Poor	
<i>Changing/toilets</i>	Excellent		Good	x	Average		Poor		Very Poor	
<i>Swimming Pool (4 lane)</i>	Excellent		Good	x	Average		Poor		Very Poor	
<i>Fitness Suite (10 stations)</i>	Excellent		Good	x	Average		Poor		Very Poor	
<i>Athletics Track</i>	Excellent	x	Good		Average		Poor		Very Poor	
NB: MUST BE FILLED IN!! TOTAL NUMBER OF FACILITIES RATED										5

Disability Access	Full	X	Partial		No		
Served by Public Transport	Yes*	X	No				* a short walk away
Good Natural Presence	Excellent		Good	X	Average		Poor
Well Signposted	Good		Some	X	Poor		
Car Parking	Good		Some	X	Poor		
Development Potential	Lots		Some	X	No potential		

Key	Rating
>80%	Excellent
60% - 80%	Good
40% - 59%	Average
20%-39%	Poor
<20%	Very Poor

76%

Name of facility **Beadles Lake Golf Club**
 Address Broome Lane, Leicester, LE7 3WQ

QUALITY RATING 78%

General Condition	Excellent		Good	X	Average		Poor		Very Poor	
Need for capital investment	Minimal	X	Moderate		Significant					

Facility Quality										
Course Quality	Excellent		Good	X	Average		Poor		Very Poor	
Pro Shop	Excellent		Good		Average	X	Poor		Very Poor	
Membership cost	Excellent		Good		Average	X	Poor		Very Poor	
Membership availability	Excellent	X	Good		Average		Poor		Very Poor	
Pay and Play cost	Excellent		Good	X	Average		Poor		Very Poor	
Driving Range/Practice Area	Excellent		Good	X	Average		Poor		Very Poor	
Function Room	Excellent	X	Good		Average		Poor		Very Poor	
Pro Lessons	Excellent		Good	X	Average		Poor		Very Poor	
NB: MUST BE FILLED IN!! TOTAL NUMBER OF FACILITIES RATED										8

Disability Access	Full		Partial	X	No			
Served by Public Transport	Yes*		No	X				* a short walk away
Good Natural Presence	Excellent	X	Good		Average		Poor	
Well Signposted	Good	X	Some		Poor			
Car Parking	Good	X	Some		Poor			
Development Potential	Lots		Some	X	No potential			

Key	Rating
>80%	Excellent
60% - 80%	Good
40% - 59%	Average
20%-39%	Poor
<20%	Very Poor

78%

Notes:
 £7.50 PAY AND PLAY PAR 3
 £21 - £25 PAY AND PLAY 18
 Pro lessons - £25 for 30 mins
 £715 7 day membership cost

Name of facility **Charnwood Forest**
Address Breakback Road, Loughborough, LE12 8TA

QUALITY RATING 49%

General Condition	Excellent		Good		Average	X	Poor		Very Poor	
Need for capital investment	Minimal		Moderate		Significant	X				

Facility Quality										
Course Quality	Excellent		Good		Average	X	Poor		Very Poor	
Pro Shop	Excellent		Good		Average		Poor		Very Poor	X
Membership cost	Excellent		Good	X	Average		Poor		Very Poor	
Membership availability	Excellent	X	Good		Average		Poor		Very Poor	
Pay and Play cost	Excellent		Good		Average	X	Poor		Very Poor	
Driving Range/Practice Area	Excellent		Good		Average		Poor	X	Very Poor	
Function Room	Excellent		Good	X	Average		Poor		Very Poor	
Pro Lessons	Excellent		Good	X	Average		Poor		Very Poor	
NB: MUST BE FILLED IN!! TOTAL NUMBER OF FACILITIES RATED										8

Disability Access	Full		Partial	X	No		
Served by Public Transport	Yes*		No	X			* a short walk away
Good Natural Presence	Excellent	X	Good		Average		Poor
Well Signposted	Good		Some		Poor	X	
Car Parking	Good		Some	X	Poor		
Development Potential	Lots		Some	X	No potential		

Key	Rating
>80%	Excellent
60% - 80%	Good
40% - 59%	Average
20%-39%	Poor
<20%	Very Poor

49%

Notes:
 £25 PAY AND PLAY 18
 Pro lessons - £20 for 30 mins
 Oldest course in Charnwood
 No professionals shop
 Membership prices - £780 per annum

Name of facility **Lingdale Golf Club**
 Address Joe Moores Lane, Loughborough, LE12 8TF

QUALITY RATING 70%

General Condition	Excellent		Good	X	Average		Poor		Very Poor	
Need for capital investment	Minimal	X	Moderate		Significant					

Facility Quality										
Course Quality	Excellent		Good	X	Average		Poor		Very Poor	
Pro Shop	Excellent		Good	X	Average		Poor		Very Poor	
Membership cost	Excellent		Good	X	Average		Poor		Very Poor	
Membership availability	Excellent	X	Good		Average		Poor		Very Poor	
Pay and Play cost	Excellent		Good	X	Average		Poor		Very Poor	
Driving Range/Practice Area	Excellent		Good	X	Average		Poor		Very Poor	
Function Room	Excellent	X	Good		Average		Poor		Very Poor	
Pro Lessons	Excellent		Good	X	Average		Poor		Very Poor	
NB: MUST BE FILLED IN!! TOTAL NUMBER OF FACILITIES RATED										8

Disability Access	Full		Partial	X	No			
Served by Public Transport	Yes*		No	X				* a short walk away
Good Natural Presence	Excellent	X	Good		Average		Poor	
Well Signposted	Good		Some		Poor	X		
Car Parking	Good		Some	X	Poor			
Development Potential	Lots		Some	X	No potential			

Key	Rating
>80%	Excellent
60% - 80%	Good
40% - 59%	Average
20%-39%	Poor
<20%	Very Poor

70%

Notes:
 £20 - 25 PAY AND PLAY 18
 Pro lessons - £20 for 30 mins
 Overall Course condition - Excellent
 Club is 50 years old
 No driving range, 200 year practice area
 Membership cost - £650 per annum

Name of facility **Longcliffe Golf Club**
 Address Snells Nook Lane, Loughborough, LE11 3YA

QUALITY RATING 76%

General Condition	Excellent	X	Good		Average		Poor		Very Poor	
Need for capital investment	Minimal	X	Moderate		Significant					

Facility Quality										
Course Quality	Excellent	X	Good		Average		Poor		Very Poor	
Pro Shop	Excellent		Good	X	Average		Poor		Very Poor	
Membership cost	Excellent		Good		Average	X	Poor		Very Poor	
Membership availability	Excellent		Good	X	Average		Poor		Very Poor	
Pay and Play cost	Excellent		Good	X	Average		Poor		Very Poor	
Driving Range/Practice Area	Excellent		Good	X	Average		Poor		Very Poor	
Function Room	Excellent	X	Good		Average		Poor		Very Poor	
Pro Lessons	Excellent	X	Good		Average		Poor		Very Poor	
NB: MUST BE FILLED IN!! TOTAL NUMBER OF FACILITIES RATED										8

Disability Access	Full	X	Partial		No			
Served by Public Transport	Yes*		No	X				* a short walk away
Good Natural Presence	Excellent	X	Good		Average		Poor	
Well Signposted	Good		Some		Poor	X		
Car Parking	Good		Some	X	Poor			
Development Potential	Lots		Some	X	No potential			

Key	Rating
>80%	Excellent
60% - 80%	Good
40% - 59%	Average
20%-39%	Poor
<20%	Very Poor

76%

Notes:
 £20 - 25 PAY AND PLAY 18
 Pro lessons - £25 for 45 mins
 Capital investment - practice area improvemetn
 £1000 membership per annum
 Full disability access

Name of facility
Address

Park Hill Golf Club
Park Hill, Park Hill Lane, Seagrave, Loughborough, LE12 7NG

QUALITY RATING

General Condition	Excellent		Good	X	Average		Poor		Very Poor	
Need for capital investment	Minimal		Moderate	X	Significant					

Facility Quality										
Course Quality	Excellent		Good	X	Average		Poor		Very Poor	
Pro Shop	Excellent		Good	X	Average		Poor		Very Poor	
Membership cost	Excellent		Good	X	Average		Poor		Very Poor	
Membership availability	Excellent	X	Good		Average		Poor		Very Poor	
Pay and Play cost	Excellent	X	Good		Average		Poor		Very Poor	
Driving Range/Practice Area	Excellent		Good	X	Average		Poor		Very Poor	
Function Room	Excellent	X	Good		Average		Poor		Very Poor	
Pro Lessons	Excellent		Good	X	Average		Poor		Very Poor	
NB: MUST BE FILLED IN!! TOTAL NUMBER OF FACILITIES RATED										8

Disability Access	Full		Partial	X	No			
Served by Public Transport	Yes*		No	X				* a short walk away
Good Natural Presence	Excellent		Good	X	Average		Poor	
Well Signposted	Good	X	Some		Poor			
Car Parking	Good	X	Some		Poor			
Development Potential	Lots		Some	X	No potential			

Key	Rating
>80%	Excellent
60% - 80%	Good
40% - 59%	Average
20%-39%	Poor
<20%	Very Poor

74%

Notes:

£5 PAY AND PLAY PAR 3
 £10 - £15 PAY AND PLAY 18
 Pro lessons - £25 for 30 mins
 £750 per annum golf membership
 Par 3 course is 3 years old
 24 Bay floodlight driving range, small practice area
 Lack of space for development potential - course improvements to commence over the next three years

Name of facility Rothley Park
Address Westfield Lane, Leicester, LE7 7LH

QUALITY RATING 69%

General Condition	Excellent	X	Good		Average		Poor		Very Poor	
Need for capital investment	Minimal	X	Moderate		Significant					

Facility Quality										
Course Quality	Excellent	X	Good		Average		Poor		Very Poor	
Pro Shop	Excellent		Good		Average	X	Poor		Very Poor	
Membership cost	Excellent		Good		Average	X	Poor		Very Poor	
Membership availability	Excellent		Good	X	Average		Poor		Very Poor	
Pay and Play cost	Excellent		Good		Average	X	Poor		Very Poor	
Practice Area	Excellent		Good	X	Average		Poor		Very Poor	
Function Room	Excellent	X	Good		Average		Poor		Very Poor	
Pro Lessons	Excellent		Good	X	Average		Poor		Very Poor	
NB: MUST BE FILLED IN!! TOTAL NUMBER OF FACILITIES RATED										8

Disability Access	Full		Partial	X	No		
Served by Public Transport	Yes*		No	X			* a short walk away
Good Natural Presence	Excellent	X	Good		Average		Poor
Well Signposted	Good		Some		Poor	X	
Car Parking	Good		Some	X	Poor		
Development Potential	Lots		Some	X	No potential		

Key	Rating
>80%	Excellent
60% - 80%	Good
40% - 59%	Average
20%-39%	Poor
<20%	Very Poor

69%

£30 - 40 PAY AND PLAY 18
 Pro lessons - £25 for 30 mins
 Joining fee - £400
 Membership cost - £990 per annum
 development potential - Improvement to practice area
 Expensive for pay and play



APPENDIX 3

SUMMARY CONSULTATION FEEDBACK NGBs, SCHOOLS, CLUBS, PARISH COUNCILS, NEIGHBOURING LOCAL AUTHORITIES



APPENDIX 3: SUMMARY CONSULTATION FEEDBACK- NGBs, SCHOOLS, CLUBS, PARISH COUNCILS, NEIGHBOURING LOCAL AUTHORITIES

National Governing Bodies of Sport (NGB's) have been consulted regarding facility requirements. These comments are contained in the table below. Many NGB's are currently planning, with Sport England, new priorities for the next funding cycle 2017 – 2021. Sport England and many NGB's will hope that Rio 2016 inspired people enough to consider playing sport as a way of engaging in physical activity.

NGB	CONTACT	CURRENT DEVELOPMENT AND PRIORITIES	FUTURE DEVELOPMENT AND PRIORITIES
ENGLAND ATHLETICS	Heidi Bradley Club Support Manager (Lincolnshire, Leicestershire and Rutland, Nottinghamshire and the Humber)	Clubs in the Borough; <ul style="list-style-type: none"> • Barrow Runners, Charnwood AC, Loughborough Students, Poplar Running Club, Shepshed Running Club, Team Ansty Amblers and Runners, Wreake and Soar Valley Runners, Wreake Runners, Wymeswold Running Club Facilities used by clubs are: <ul style="list-style-type: none"> • The Martin School- Team Anstey • Wreake Academy Grass Track – Wear & Soar Valley • Loughborough University – Loughborough Students, Charnwood AC 	England Athletics is currently in process of writing a facilities strategy. The focus will be: <ul style="list-style-type: none"> • Preserving and improving existing assets. • Supporting development of compact athletics facilities e.g 40m straights, areas for jumping /throwing events. • Support will not be in the form of direct funding. Run Together will be developed as an online app to upload routes and will incorporate the existing 3,2,1 routes.



NGB	CONTACT	CURRENT DEVELOPMENT AND PRIORITIES		FUTURE DEVELOPMENT AND PRIORITIES
BADMINTON ENGLAND	Nick Barr Senior Relationship Manager Badminton England	AFFILIATED CLUBS		Badminton England has restructured and is in the process of filling a post which will cover the East Midlands.
		Shepshed Badminton Club	Shepshed High School	
		Loughborough Technical College	Loughborough Technical College	
		Loughborough Leys Badminton Club	Badminton Centre	
		Loughborough Leys Junior Badminton Club	Badminton Centre	
		Loughborough Students Badminton Club	Badminton Centre	
		Loughborough Leys PC (Team Leicester)	Loughborough University	
		Loughborough Badminton Club	Loughborough Grammar School	
		Quorn Badminton Club	Rawlings Community College	
		UNAFFILIATED CLUBS		
		Radmoor Badminton Club	Loughborough Technical College	
		Astrazeneca Badminton Club	Browns Lane	
		<p>The following schools are signed up to the Smash Up programme: Hind Leys College Rawlins Academy Limehurst Academy</p> <p>The performance centre for Leicestershire, takes place at Babington Community College, Beaumont Leys, Leicester.</p>		



NGB	CONTACT	CURRENT DEVELOPMENT AND PRIORITIES	FUTURE DEVELOPMENT AND PRIORITIES
BRITISH CYCLING	<p>Steve Johnson East Midlands Regional Development Officer</p> <p>William Wallace Senior facility development officer</p>	<p>There is a closed road circuit due to open at New College Leicester (Outside of the Borough) in spring 2017. Charnwood Cycling Club has expressed interest in using the facility. However, they would still continue to use Charnwood College hard courts and grass areas for their Go Ride Junior and Youth programmes.</p> <p>Aware of the pump track for BMX in Shepshed. Regional BMX track is located outside of the borough at Huncote.</p> <p>There are discussions underway about a new regional cycle track league for next year, currently venues are being identified. A venue in Charnwood would be of interest.</p>	<p>BC has identified a need to develop an outdoor velodrome with 250m track and consider Loughborough a potential location (in terms of the University site). The university has an infrastructure in place; co-location compared to a stand-alone facility is more economic. Similar model at York University.</p> <p>As yet no conversations have been undertaken with the University. Likely, timescale to take forward is late summer 2017.</p> <p>Estimate build cost in the region of £1.5M. The nearest existing facilities are the indoor velodrome at Derby and two outdoor velodromes in Scunthorpe and Mansfield, both built pre-1970's.</p> <p>BC currently working with Sport England on updating technical and operational guidance. Will have funds to invest as a result of the legacy work linked to World Championships, of £15m.</p>



NGB	CONTACT	CURRENT DEVELOPMENT AND PRIORITIES	FUTURE DEVELOPMENT AND PRIORITIES
ENGLAND CRICKET BOARD (ECB)	<p>Andy Hibberd Cricket Development Officer – Clubs and Leagues</p> <p>(Leicestershire County Cricket Club)</p>	<p>Our current strategic priorities within the Charnwood area are to support clubs with the new entry level programme, All Stars Cricket (aimed at 5-8 year olds), ensure the clubs are meeting minimum criteria through the Clubmark process and continue our school provision through the Chance to Shine programme. We also support a number of competitions which are played within the area. Our current understanding is that there is no organised indoor leagues in the area.</p> <p>Our strategic priorities for facilities does not lie within developing indoor facilities. However, we would certainly support any enquiry to develop indoor cricket facilities as these would support clubs within the area with regards to winter practice. There already a number of indoor facilities which have cricket provision ranging from excellent to poor (based on conversations with colleagues in the office). I know of a few clubs moving out of the district to find good practice facilities, although the clubs don't see this as a massive issue.</p>	<p>Our future plans align to the national strategy for cricket, they are to 'Inspire Fans', promote 'Great Teams' and facilitate 'More Play'. This will be achieved through the delivery of a number of programme (some have already been mentioned).</p>
BRITISH GYMNASTICS AND TRAMPOLINING	<p>Natalie Laws Business Support Officer – Facilities</p>	<p>British Gymnastics Facility Development Priorities (for the period 2017 - 2021) outlined are:</p> <p>Support increased capacity within gymnastics through clubs, leisure providers and other delivery providers</p> <p>Guide funding investment through the United Kingdom from British Gymnastics, Home Country Sports Councils, Local Authorities and other potential funders</p> <p>Maintain and improve the quality of facilities and equipment within existing delivery partners.</p> <p>Develop insight, understanding and direction of how Facility Developments can contribute towards other BG Strategic Priorities</p> <p>There is no geographic focus to the British Gymnastics Facility Strategy. Focus is based on need, suitability and partners' ability to support a project to successful completion.</p> <p>There is a large demand for more gymnastics opportunities and clubs all report large waiting lists. The total number of people estimated to be on waiting lists for gymnastics is 1.6 million (Freshminds Latent Demand Research, 2016).</p>	<p>British Gymnastics Strategies are outlined in the Strategic Framework (2017 - 2021)</p>



NGB	CONTACT	CURRENT DEVELOPMENT AND PRIORITIES	FUTURE DEVELOPMENT AND PRIORITIES																														
BRITISH GYMNASTICS AND TRAMPOLINING (CONT.)		<p>There is limited provision of access to facilities within Charnwood with all clubs having waiting lists restricting access to gymnastic activities due to the lack of time within both dedicated and non-dedicated facilities.</p> <p>Charnwood TC and Kingston Vale are both actively looking at Facility projects. Charnwood TC have put in a CAF application although this is something we have not been involved in. Kingston Vale are working closely with the local authority exploring the options of a multi sport site.</p> <table border="1" data-bbox="450 694 1639 1294"> <thead> <tr> <th>CLUBS</th> <th>PARTICIPANTS</th> <th>CLUB VENUE</th> </tr> </thead> <tbody> <tr> <td>Charnwood TC</td> <td>40</td> <td>Loughborough and Leys Leisure Centre's</td> </tr> <tr> <td>Kingston Vale GC</td> <td>180</td> <td>East Leake Leisure centre and Loughborough Gymnastics Centre</td> </tr> <tr> <td>Loughborough Students GC</td> <td>220</td> <td>Loughborough University Gymnastics Centre</td> </tr> <tr> <td>Loughborough Acro GC</td> <td>231</td> <td>Dedicated centre – Unit 8 Weldon Road, Loughborough</td> </tr> <tr> <td>Loughborough GA</td> <td>520</td> <td>Dedicated centre – Unit 8 Weldon Road, Loughborough</td> </tr> <tr> <td>Greenbank GC</td> <td>59</td> <td>Burleigh Community College and Upstarts GC</td> </tr> <tr> <td>Little Springers GC</td> <td>424</td> <td>Humphrey Parkins School Loughborough</td> </tr> <tr> <td>Upstarts GC</td> <td>454</td> <td>Dedicated centre – Unit 4 Viking Court, Loughborough</td> </tr> <tr> <td>KV Boys</td> <td>41</td> <td>East Leake Leisure centre</td> </tr> </tbody> </table> <p>There is a large demand for more gymnastics opportunities and Clubs all report large waiting lists.</p>	CLUBS	PARTICIPANTS	CLUB VENUE	Charnwood TC	40	Loughborough and Leys Leisure Centre's	Kingston Vale GC	180	East Leake Leisure centre and Loughborough Gymnastics Centre	Loughborough Students GC	220	Loughborough University Gymnastics Centre	Loughborough Acro GC	231	Dedicated centre – Unit 8 Weldon Road, Loughborough	Loughborough GA	520	Dedicated centre – Unit 8 Weldon Road, Loughborough	Greenbank GC	59	Burleigh Community College and Upstarts GC	Little Springers GC	424	Humphrey Parkins School Loughborough	Upstarts GC	454	Dedicated centre – Unit 4 Viking Court, Loughborough	KV Boys	41	East Leake Leisure centre	<p>British Gymnastics Priorities (for the period 2017 - 2021) outlined are:</p> <ul style="list-style-type: none"> • Diversify sources of revenue to develop and grow the provision of gymnastics • Build the capacity and grow the demand in gymnastics • Raise the profile and increase the appeal of gymnastics
CLUBS	PARTICIPANTS	CLUB VENUE																															
Charnwood TC	40	Loughborough and Leys Leisure Centre's																															
Kingston Vale GC	180	East Leake Leisure centre and Loughborough Gymnastics Centre																															
Loughborough Students GC	220	Loughborough University Gymnastics Centre																															
Loughborough Acro GC	231	Dedicated centre – Unit 8 Weldon Road, Loughborough																															
Loughborough GA	520	Dedicated centre – Unit 8 Weldon Road, Loughborough																															
Greenbank GC	59	Burleigh Community College and Upstarts GC																															
Little Springers GC	424	Humphrey Parkins School Loughborough																															
Upstarts GC	454	Dedicated centre – Unit 4 Viking Court, Loughborough																															
KV Boys	41	East Leake Leisure centre																															



NGB	CONTACT	CURRENT DEVELOPMENT AND PRIORITIES	FUTURE DEVELOPMENT AND PRIORITIES																																									
ASSOCIATION (EIBA))		<p>We have ONE EIBA Affiliated Club in this LA area. In Loughborough, with a declared membership of 2014 – 493, 2015 -457, 2016 -454. The nearest clubs outside of the borough are:</p>	<p>All of our Clubs are encouraged to undertake work which complements our Vision.</p>																																									
	<table border="1"> <thead> <tr> <th data-bbox="434 544 1211 651"></th> <th data-bbox="1211 544 1319 651">RINKS</th> <th data-bbox="1319 544 1675 651">TRAVEL TIME AND MILEAGE LE11 3HE</th> </tr> </thead> <tbody> <tr> <td data-bbox="434 651 1211 699">Charnwood – LE11 3HE</td> <td data-bbox="1211 651 1319 699">8</td> <td data-bbox="1319 651 1675 699"></td> </tr> <tr> <td data-bbox="434 699 1211 746">Erewash IBC, Long Eaton NG19 2EE</td> <td data-bbox="1211 699 1319 746">9</td> <td data-bbox="1319 699 1675 746">71 mins (44 miles)</td> </tr> <tr> <td data-bbox="434 746 1211 794">Nottingham NG8 3FH</td> <td data-bbox="1211 746 1319 794">8</td> <td data-bbox="1319 746 1675 794">36 mins (18 miles)</td> </tr> <tr> <td data-bbox="434 794 1211 842">Rushcliffe NG2 7HY</td> <td data-bbox="1211 794 1319 842">6</td> <td data-bbox="1319 794 1675 842">28 mins (14 miles)</td> </tr> <tr> <td data-bbox="434 842 1211 890">Gedling IBC, Carlton NG4 1RL</td> <td data-bbox="1211 842 1319 890">6</td> <td data-bbox="1319 842 1675 890">44 mins (19 miles)</td> </tr> <tr> <td data-bbox="434 890 1211 938">Grantham NG31 7XQ</td> <td data-bbox="1211 890 1319 938">6</td> <td data-bbox="1319 890 1675 938">48 mins (28 miles)</td> </tr> <tr> <td data-bbox="434 938 1211 986">Melton & District LE13 0LR</td> <td data-bbox="1211 938 1319 986">8</td> <td data-bbox="1319 938 1675 986">29 mins (20 miles)</td> </tr> <tr> <td data-bbox="434 986 1211 1050">Uppingham LE15 9QL Size of Green does not comply with Laws of the Sport</td> <td data-bbox="1211 986 1319 1050">2</td> <td data-bbox="1319 986 1675 1050"></td> </tr> <tr> <td data-bbox="434 1050 1211 1098">Leicester LE3 5AS</td> <td data-bbox="1211 1050 1319 1098">9</td> <td data-bbox="1319 1050 1675 1098">23 mins (14 miles)</td> </tr> <tr> <td data-bbox="434 1098 1211 1145">Carlton IBC, Enderby LE19 4LX</td> <td data-bbox="1211 1098 1319 1145">6</td> <td data-bbox="1319 1098 1675 1145">29 mins (18 miles)</td> </tr> <tr> <td data-bbox="434 1145 1211 1193">Barwell LE9 8FQ</td> <td data-bbox="1211 1145 1319 1193">6</td> <td data-bbox="1319 1145 1675 1193">35 mins (19 Miles)</td> </tr> <tr> <td data-bbox="434 1193 1211 1241">Tamworth B77 4EG</td> <td data-bbox="1211 1193 1319 1241">6</td> <td data-bbox="1319 1193 1675 1241">43 mins (25 miles)</td> </tr> <tr> <td data-bbox="434 1241 1211 1289">9 – Church Gresley DE11 9QW</td> <td data-bbox="1211 1241 1319 1289">8</td> <td data-bbox="1319 1241 1675 1289">37 mins (18 miles)</td> </tr> </tbody> </table>		RINKS	TRAVEL TIME AND MILEAGE LE11 3HE	Charnwood – LE11 3HE	8		Erewash IBC, Long Eaton NG19 2EE	9	71 mins (44 miles)	Nottingham NG8 3FH	8	36 mins (18 miles)	Rushcliffe NG2 7HY	6	28 mins (14 miles)	Gedling IBC, Carlton NG4 1RL	6	44 mins (19 miles)	Grantham NG31 7XQ	6	48 mins (28 miles)	Melton & District LE13 0LR	8	29 mins (20 miles)	Uppingham LE15 9QL Size of Green does not comply with Laws of the Sport	2		Leicester LE3 5AS	9	23 mins (14 miles)	Carlton IBC, Enderby LE19 4LX	6	29 mins (18 miles)	Barwell LE9 8FQ	6	35 mins (19 Miles)	Tamworth B77 4EG	6	43 mins (25 miles)	9 – Church Gresley DE11 9QW	8	37 mins (18 miles)	<p>The 2017-2021 EIBA Vision can be downloaded from website – www.eiba.co.uk/about/vision2017-2021.pdf</p>
		RINKS	TRAVEL TIME AND MILEAGE LE11 3HE																																									
	Charnwood – LE11 3HE	8																																										
	Erewash IBC, Long Eaton NG19 2EE	9	71 mins (44 miles)																																									
	Nottingham NG8 3FH	8	36 mins (18 miles)																																									
	Rushcliffe NG2 7HY	6	28 mins (14 miles)																																									
	Gedling IBC, Carlton NG4 1RL	6	44 mins (19 miles)																																									
	Grantham NG31 7XQ	6	48 mins (28 miles)																																									
	Melton & District LE13 0LR	8	29 mins (20 miles)																																									
	Uppingham LE15 9QL Size of Green does not comply with Laws of the Sport	2																																										
	Leicester LE3 5AS	9	23 mins (14 miles)																																									
	Carlton IBC, Enderby LE19 4LX	6	29 mins (18 miles)																																									
	Barwell LE9 8FQ	6	35 mins (19 Miles)																																									
Tamworth B77 4EG	6	43 mins (25 miles)																																										
9 – Church Gresley DE11 9QW	8	37 mins (18 miles)																																										
<p>The EIBA plan covers the following areas:</p>	<ul style="list-style-type: none"> • Recruit and Retain 45+; Recruit and Retain 70+ - two different markets which requires us to find a way to grow both specific groups. The 45+ requiring new versions/formats – the 70+ wishing to keep the current formats. • Facilities – Build, Improve, Retain • Youth and the Family • Women – increased participation and retention • Disability • Competitions • Internationals • Promotion of our Sport • Commercial partnerships 																																											
<p>EIBA Objectives</p>																																												



NGB	CONTACT	CURRENT DEVELOPMENT AND PRIORITIES	FUTURE DEVELOPMENT AND PRIORITIES										
ENGLAND NETBALL	Charlotte Malyon Capital Investment and Facilities Manager	<p>There are a number of affiliated Clubs that use Loughborough Leisure Centre - located in the town centre.</p> <table border="1" data-bbox="450 499 1621 707"> <tr> <td>Charnwood Rutland Netball Club</td> <td>Phoenix Loughborough</td> </tr> <tr> <td>Hinckley Hurricanes</td> <td>Scorpions</td> </tr> <tr> <td>Moll Buzzers</td> <td>Sence Valley</td> </tr> <tr> <td>Nottingham City Netball Club (Leicester)</td> <td>Sutton Bonnington Netball Club</td> </tr> <tr> <td>Papura</td> <td>The Dragons</td> </tr> </table> <p>Moll Buzzers and Scorpions are the only Clubs that use the Centre for training. All listed use the Centre for fixtures as the it is the base for the Loughborough Town district League.</p> <p>Looking at the League’s website (http://www.ltnl.co.uk/) the fixtures take place September to June, 2 indoor courts, midday to 6pm on Saturdays.</p> <p>These facilities are also used on selected Sundays for Cup and Plate competitions.</p> <p>The University facilities – all three courts at Sir David Wallace and the 2 courts at the Netball Centre are used on Saturday mornings for the East Midlands Regional League Fixtures. This venue is also home of the Loughborough Lightning Superleague Franchise and is the base for England Netball’s National training programmes.</p> <p>According to our records, there are a couple of other indoor venues that Clubs use for training within Charnwood. These are:</p> <ul style="list-style-type: none"> • Charnwood Rutland Netball Club - Charnwood College, Thorpe Hill (School) • Scorpions - Loughborough College, Radmore Road • Soar Valley Allsorts - Rawlins Academy, Loughborough Road, Quorn 	Charnwood Rutland Netball Club	Phoenix Loughborough	Hinckley Hurricanes	Scorpions	Moll Buzzers	Sence Valley	Nottingham City Netball Club (Leicester)	Sutton Bonnington Netball Club	Papura	The Dragons	<p>There is sufficient access for high performance clubs to indoor training and competition facilities.</p> <p>The future priorities are to improve access to indoor training facilities and the quality of outdoor surfaces used by grassroots netball clubs for both training and competition.</p> <p>Demand for indoor courts at Loughborough University means it is difficult to put on ‘Back to Netball’ Courses, or netball Now (turn up, pay and play opportunities).</p> <p>It is also difficult in Charnwood to get access to courts for health-related provision such as Walking Netball, which is a specific offer for older people.</p>
	Charnwood Rutland Netball Club	Phoenix Loughborough											
Hinckley Hurricanes	Scorpions												
Moll Buzzers	Sence Valley												
Nottingham City Netball Club (Leicester)	Sutton Bonnington Netball Club												
Papura	The Dragons												



NGB	CONTACT	CURRENT DEVELOPMENT AND PRIORITIES	FUTURE DEVELOPMENT AND PRIORITIES
ENGLAND NETBALL (CONT)		<p>Additional information</p> <p>Wreak Valley - Looking for junior /adult activity; unable to use as outside court not safe</p> <p>Roundhill - Looking for junior/ adult activity; unable to use outside courts not safe</p> <p>Cedars - Running Back to Netball using indoor /outside courts not safe. .(School uses for junior tournaments)</p> <p>The Martin School - clubs used to train indoors/ outdoors condition of courts not known (junior schools' competition)</p> <p>Garendon School - merged with Burleigh now called Charnwood College</p> <p>Ratcliffe College (Private school) - Club uses but competition is played at another league / courts not seen for a while but were in reasonable condition</p> <p>Limehurst Academy - facilities condition not known.(part of the schools' competition</p> <p>Welbeck College - Indoor courts used by performance/ outdoor good condition used for schools' competition</p>	
SWIM ENGLAND		<p>The swimming pool provision in Charnwood DC is exemplary with a very large surplus of water space; however, this is mainly due to the provision of the 50m pool on Loughborough University campus, which has a limited community use and tends to skew the data.</p> <p>Regardless the community provision is very well distributed across the District serving the principal population bases. The quality and size of the community use pools is good with one district sized pool at Charnwood Leisure.</p> <p>The community pools support swimming clubs of reasonable size but with room for increase</p>	<p>Growth and stability</p> <p>Maintain the status Quo</p>



NGB	CONTACT	CURRENT DEVELOPMENT AND PRIORITIES	FUTURE DEVELOPMENT AND PRIORITIES
BRITISH TAEKWONDO	Margaret Nolan Director of Development	NGB does not have a facility strategy. NGB restructuring to have membership team without development role	
VOLLEYBALL ENGLAND	Samantha Jamieson England Volleyball	To my knowledge our facility needs in Charnwood District are currently being met. Our currently club/academy delivery takes place across Loughborough University, Loughborough College and Limehurst school.	



SPORTS CLUB SURVEY RESULTS ANALYSIS

INTRODUCTION

To gain an understanding of the facility provision and sufficiency for non- pitch sports, a survey was undertaken across all sports organisations in Charnwood. The objective of the survey was to gain further information on the quality of indoor and outdoor facility provision and whether this satisfies the demands of the individual organisations.

EXEC SUMMARY

The survey highlights that membership rates have increased in recent years and the clubs project a further increase in the future; this indicates that clubs are developing and growing, based on participation demands.

However, clubs need support with more space in facilities, promotion and marketing, and affordable fees.

REVIEW OF SELECTED RESPONSES (TOP 3)

1. The average likelihood of recommending facilities to other similar organisations was 5/10 (Question 19)
2. 63.6% of clubs highlight their membership rates have increased in the past 3 years (Question 14)
3. 66.7% clubs project an increase in their membership numbers over the next 3 years (Question 21)



OVERALL RESPONSE SUMMARY

Response Data:

COMPLETION STAGE	NUMBER OF SPORTS CLUBS
FULLY COMPLETED RESPONSES	11
PARTIALLY COMPLETED RESPONSES	2
NUMBER OF UNIQUE SPORTS	10

In addition, 3 clubs responded to targeted telephone calls; their feedback is summarised in the relevant sports section, Section 5.

Responding Organisations:

SPORTS ORGANISATIONS
Shepshed Town Bowls Club
Squash Skills
Wreake and Soar Valley AC
Tora Judo Kai
Sibleby Boxing Academy
Simon Coope Karate School
Loughborough International Jiu-Jitsu Club
Charnwood Netball Club
James Freer's School of Taekwondo
Charnwood Squash
Loughborough Town SC
Shepshed Cycling Club
Leicestershire Road Club

*Due to a low level of response, several phone calls were undertaken with the remaining clubs in order to obtain additional information. Further details can be found in Appendix A – Charnwood Sports Clubs Consultations.



Question 1

Question (Q): “What is the name of your Sports club?”

Answer (A): As above, 13 responses were received, of which all 13 were fully completed, with 10 unique sports responses.

Question 2

Question (Q): “Please provide the following contact information, in case we need to contact you for clarification on any responses.

Answer (A): All 13 clubs provided their name, email and contact number.

Question 3

Q: “Which sport does your club participate in?”

A: Athletics, Bowls, Boxing, Netball, Cycling, Gymnastics, Swimming and Karate all received 1 vote, Squash received 2 and Martial Arts received 3 votes.

Question 4

Q: “Is your organisation affiliated to a national governing body or association?”

A: 11 respondents answered YES, with the remaining 2 answering NO. The following NGBs were mentioned: Bowls England, England Athletics, British Judo Association (BJA), England Boxing, England Karate Federation, World Elite Black Belt Society, Taekwondo Association of Great Britain (TAGB), Swim England and British Cycling was mentioned twice.

Question 5

Q: “Please select the facility type your club uses most frequently”

A: Sports hall, roads and trails and squash courts received two votes each, while another 9 different types of facilities received one vote each: Bowling Green, Boxing Gym, Martial Arts Hall, Swimming Pool, Dance Studio, Youth Centre Hall, School Field and Velodromes.



Question 6

Q: "Please name the facility your organisation uses most frequently."

A: 12 clubs responded to this question (1 skipped), all providing different answers except for Loughborough Leisure Centre which received 3 mentions. 2 clubs did not mention a facility as they use roads and trails. The facilities with 1 mention are:

- **Charnwood College**
- **John Skillen Martial Arts and Fitness Centre**
- **Shepshed High School**
- **The Radmoor Centre**
- **Wreake Valley Academy**
- **William Davis Squash Courts**
- **Sileby Boxing Academy**

Question 7

Q: "Is this your preferred facility?"

A: 7 out of 11 clubs responded YES, and 4 responded NO, with 2 choosing to skip this question. Out of these 4 negative responses, 3 of them provided alternative facilities they would prefer to use. These included: Loughborough University Netball Centre, Martial Arts Centre and Ratcliffe College.

Question 8

Q: "Do you use any other facilities for training or competition?"

A: 75% (9) of replies were YES and 25% (3) were NO, with 1 club skipping the question. This indicates the majority of clubs use multiple venues. Other facilities used by these clubs include: Welbeck College, Loughborough High School, Regent College Leicester, Loughborough Baptist Church, Prestwold Airfield and St Barts School.



Question 9

Q: "How many hours per week does your club utilise this facility?"

A: A total of 11 respondents answered this question, the majority (63.64%, 7 votes) stated that they use their facility 1-4 hours weekly. The 11 answers for this question are split as follows:

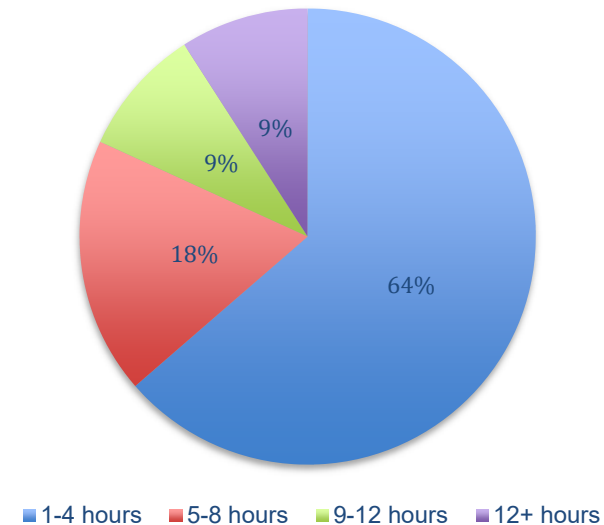
- **1-4 hours (7): Squash Skills, Wreake and Soar Valley AC, Tora Judo Kai, Simon Coope Karate School, Loughborough International Jiu-Jitsu Club, Leicestershire Road Club and Charnwood Squash**
- **5-8 hours (2): James Freer's School of Taekwondo and Loughborough Town SC**
- **9-12 hours (1): Sileby Boxing Academy,**
- **More than 12 hours (1): Charnwood Netball Club**

Question 10

Q: "How many active members does your club have?"

A: The highest response rate came in the over 75 category, with 6 / 12 responses (50%), followed by 11-25 category (25%). The 26-50 age category received 2 replies, with the 51-75 category receiving 1 reply, and with 0-10 receiving none. These figures indicate that some clubs in the area are fairly large.

How many hours per week does your club utilise this facility?





Question 11

Q: “Approximately what number of active members fall into the categories; Children (0-11), Youth (12-18), Adult (19-59) and Senior (60+)”

A: In total, there are approximately 1,108 members within the 11 clubs that responded to this question. The lowest response rate was senior (60+) with 32 members.

The second lowest group was youth (12-18), with 313 members estimated to be within this group, 100 of which are members from Wreake and Soar Valley AC. The second highest group was Children (0-11); with an estimated 380 members, Simon Coope Karate School has a high number of members in this age group, (estimated 200) indicating they are a very large group for the area. This is closely followed by the adult (19-59) category, in which there are a total of 383 members across the 11 clubs.

Question 12

Q: “How do the majority of your organisation’s members travel to this facility?”

A: 80% of the 10 respondents (3 skipped) identified the car as the mode of transport most of their members use to travel to facilities, with 2 identifying bike (20%). This feedback reflects the high level of car ownership in the area.

Question 13

Q: “Please specify up to 3 main geographical areas from which your organisation draws members?”

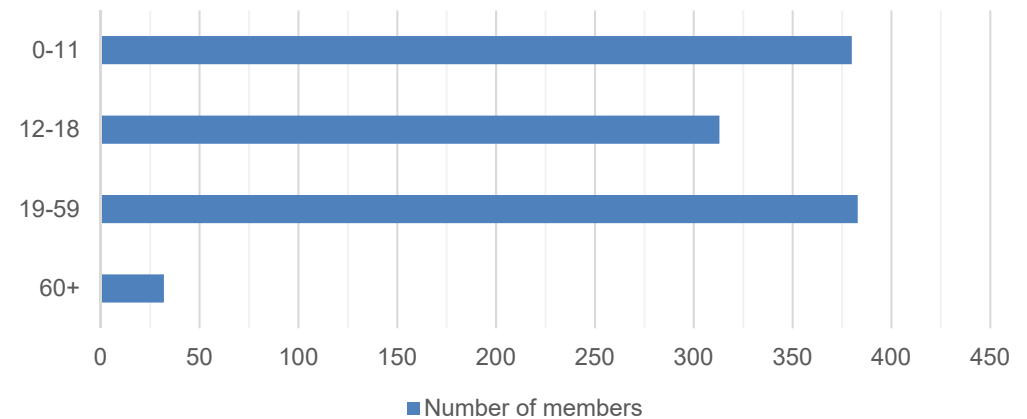
A: Most respondents indicated their main area is Loughborough and surrounding areas, including: Shepshed, Melton Mowbray, Sileby, Syston, Thurmaston, Rothley, Groby and Hinckley.

Question 14

Q: “How has the number of club members changed over the last 3 years?”

A: Of the 11 respondents, 63.64% (7responses) indicated an increase in their membership, and 2 responses each (18.18%) highlighted that membership numbers had fallen and had not increased.

What number of active members fall into the following age categories?





Question 15

Q: "Please provide the main reason for the above answer"

A: The main reason for the increases to membership is attributed to club/organisation recruitment (44.44% of votes). Other reasons mentioned for the responses to Q14 include: volunteer availability, cost of access, participant's available leisure time, trends in demand for sport and quality of facilities and lack of advertising.

Question 16

Q: "On behalf of your organisation, how would you rate your facility in the following areas? (Appendix A)

A: Through further analysing the data presented in Appendix A, the results show that overall clubs are happy with the 'capacity of venues' and 'suitable facility dimensions'. Poorer areas of the facilities were identified as 'childcare facilities', 'clubhouse facilities' and 'customer service'.

Question 17

Q: "If applicable, please prioritise 3 areas for investment in your main sports facility?"

A: The highest level of responses are: sports equipment, availability (suitable time periods for organisation) and sport surfaces. Accessibility and value for money are also top priorities amongst the clubs.

Question 18

Q: "Please provide reasons for the above list of priorities"

A: The open-ended question only received 7 responses, however, it did produce some useful results. We have included some full answers from those respondents who noted accessibility and sports surfaces as their improvement priorities.

Charnwood Netball Club- "Floor slippery for top standard of netball, extremely expensive"

Simon Coope Karate School - "The room we occupy is not big enough, we provide our own mats but need more to fully equip the space. The wooden floor in the gym is beginning to break down, it replaced a fantastic wooden floor with a poor quality laminate and its now showing."

Sileby Boxing Academy - "There are no changing facilities for participants, toilets are not very good. Equipment is starting to become worn."

Leicestershire Road Club – "The facility presents an unsustainable financial burden on the club"

Question 19

Q: “How likely is it that you would recommend this facility to other sports clubs? (1-very unlikely; 10 – very likely)

A: 10 clubs responded to this question; the overall average recommendation score was 5.40/10, which represents a fairly average view on facilities in the area. However, interestingly, the majority of votes (30%, 3 votes) was for 4, a below average score.

Question 20

Q: “If you have any further comments regarding your organisation’s main facility”

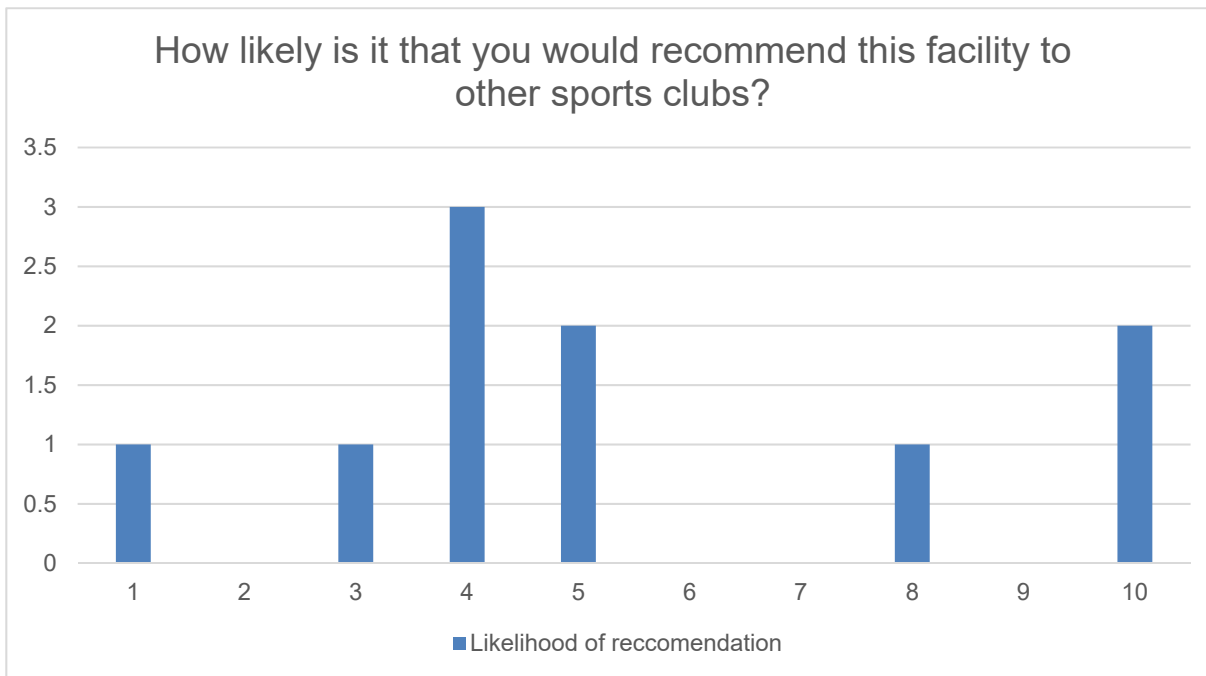
A: There were 7 responses to this question; these are the main points to take from their comments:

Simon Coope Karate School - “Its really disappointing that sport and leisure management refuse to work with the clubs who use their facilities. The removal of club notice boards a typical example, the refusal to include external club on their web site another kick in the face. The new terms and conditions have also caused major financial difficulties. Having to pay for a facility 5 weeks before you use it is a major problem for any club. This from a company who boast of a £28 million reserve and 7 members of staff earning over £200,000 but that’s ok because they are “NOT FOR PROFIT”.

James Freer’s School of Taekwondo - “Not big enough for us to put on competitions”.

Loughborough Town SC - “We wouldn’t recommend it as we struggle to find enough pool time for our own swimmers without having this reduced for use by a similar organisation”

Leicestershire Road Club - “It is based at Leicester Outdoor Pursuit Centre. The car park area, which members have to cross to reach our clubroom, is often flooded during autumn, winter and spring. This deters members using the facility.”





Question 21

Q: “How is the number of club members project to change over the next 3 years?”

A: Of the 12 respondents, 66.67% (8) indicate a projected increase in members over the next 3 years, with 33.33% (4) projecting no change and 1 club skipping the question. Overall this indicates a positive trend for membership numbers, as the majority project an increase in members over the next 3 years. Note: This question refers only to membership numbers. While there is likely to be correlation between increased membership volumes and rising overall participation, it is not guaranteed.

Question 22

Q: “How many new members/teams are you projecting to join your club in the next 3 years?”

A: Following on from Question 21, of those who provided a quantitative answer, the average increase was around 44 more members. The exception is Simon Coope Karate School, who project a large increase of approximately 100 members over the next 3 years.

Question 23

Q: “What would this change mean in terms of your requirements for facility space?”

A: There were 5 responses to this section and as expected, 60% of responses highlighte the need for increased court time/space to facilitate their projected growth:

Charnwood Netball Club - “Two courts, more time”

Simon Coope Karate School - “Would like to open two more evenings in Loughborough but can’t get facilities”

Wreake and Soar Valley AC - “Our secondary venue, Ratcliffe, would require an extra weekly session”

Loughborough Town SC - “Lanes (not whole pool) for a morning session, potential increase or additional days whilst still keeping costs down”

Leicestershire Road Club - “Alternative club room facility with changing and shower facilities plus café / bar availability”



Question 24

Q: "Please provide the main drivers for any increase expected in participation"

A: There were 7 responses to this section:

Charnwood Netball Club- "Coaches"

Loughborough International Jiu-Jitsu Club - "Club advertising and word of mouth"

Simon Coope Karate School - "Increased advertising through Facebook and Google. Can't enter schools anymore and have no local support from the leisure centre. Karate is in the Olympics in 2020 and we may have one of the team in the club!"

Tora Judo Kai - "Word of mouth"

Wreake and Soar Valley AC – "Ethos and word of mouth"

Loughborough Town SC – "Strengthen clubs' teams and increase swimmer participation in the area"

Leicestershire Road Club – "Recruitment of new youth group"

Question 25

Q: "In order to achieve your aspirations (potential) of your organisation, what partner support will you require over the next 3 years?"

A: Of the 11 comments received, key points regarding partner support are as follows:

Simon Coope Karate School- "Notice board in the Leisure Centre! Entry on the Leisure centre web site (on the page for external clubs which isn't used!)! Help gaining access to Schools, Help delivering leaflets into schools, many who will not distribute now!"

Tora Judo Kai- "Support from our national body re advertising posters and handouts"

Charnwood Netball Club- "Funding"

James Freer's School of Taekwondo- "I teach coach taekwondo full time so don't get much help but I still offer a service to the public I have students that have been picked for the national squad who need help with funding"

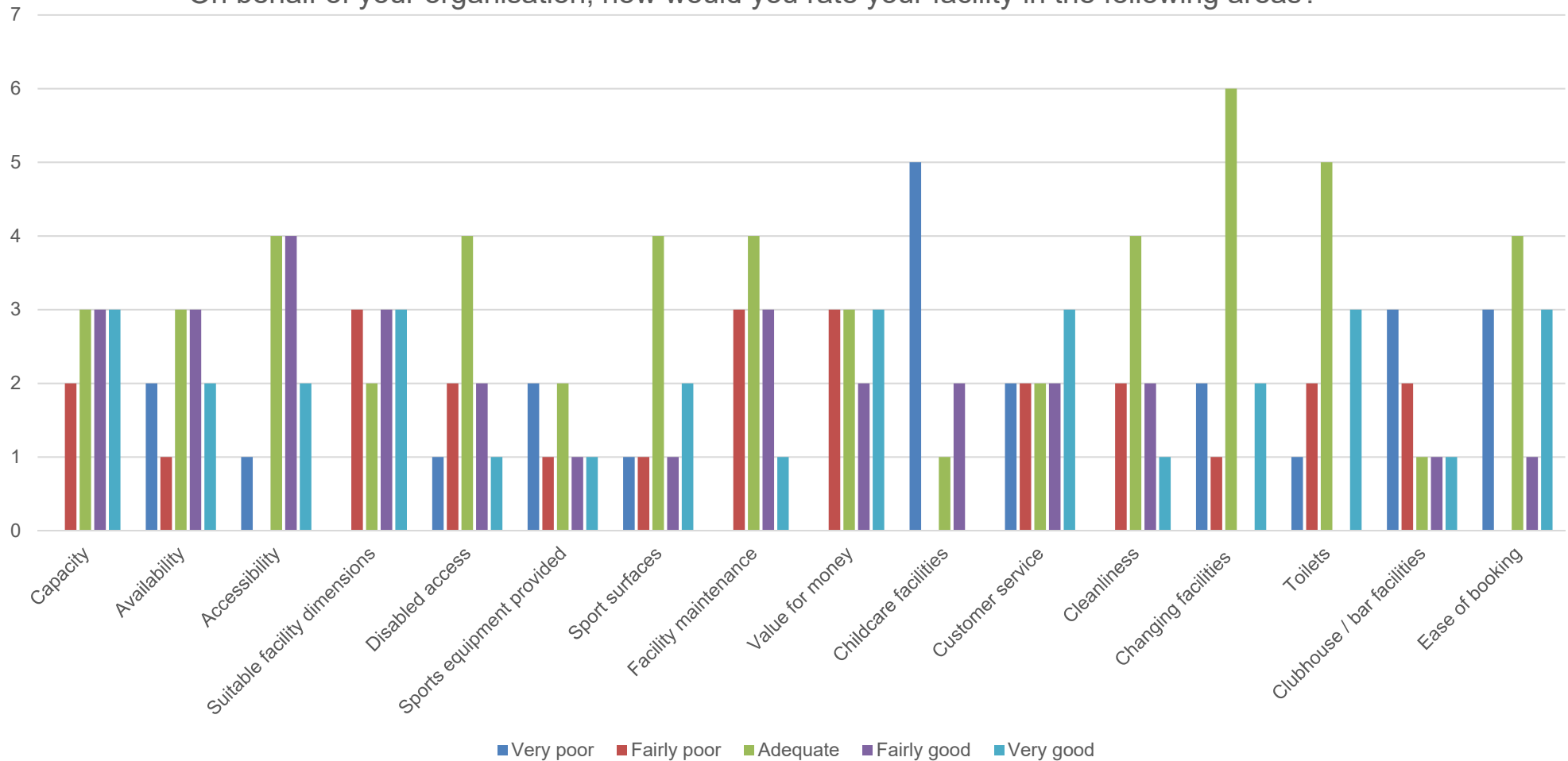
Loughborough Town SC – "Learn to swim club links, work around finances and support to access grants"

Leicestershire Road Club – "Training and development in club management"



APPENDIX: A

On behalf of your organisation, how would you rate your facility in the following areas?



SCHOOL SURVEY SUMMARY

SCHOOL	FACILITIES AVAILABLE TO THE COMMUNITY?	FORMAL COMMUNITY USE AGREEMENT?	INDOOR SPORTS FACILITY ON SITE	WEEKDAY HOURS AVAILABLE FOR COMMUNITY USE	WEEKEND HOURS AVAILABLE FOR COMMUNITY USE	OCTOBER-MARCH		APRIL-SEPTEMBER		CLUBS ON SITE	AMBITION TO INCREASE COMMUNITY USE	MOST POPULAR SPORTS ON SITE	PLANS TO DEVELOP CURRENT FACILITIES	IS FACILITY AVAILABLE FOR INCREASED HOURS DURING SCHOOL HOLIDAY PERIODS?	
						CURRENT USAGE OF FACILITY DURING COMMUNITY HOURS (ESTIMATED %)	BLOCK BOOKING OF FACILITY (ESTIMATED % AGAINST CASUAL PAY AND PLAY US)	CURRENT USAGE OF FACILITY DURING COMMUNITY HOURS (ESTIMATED %)	BLOCK BOOKING OF FACILITY (ESTIMATED % AGAINST CASUAL PAY AND PLAY US)						
ASHMOUNT SPECIAL SCHOOL	Yes	Respondent unable to provide us with this information	School Hall (no community access)	N/A											
			Hydrotherapy pool (access to community)	3 hours	Consideration upon request	40%	100%	40%	100%	Baby Swim School	Yes	Swimming	No	Yes-consideration upon request	
BEACON ACADEMY	Yes	No	Swimming Pool	4:30pm-6:30pm onwards	9am-4pm	21%	21%	21%	21%	Water Babies	Yes - looking at another booking currently for one evening and Saturday morning booking	Swimming	Yes - we would like to put in a disabled toilet and showers into the pool area - this is funding depending	Yes	
BELTON C OF E PRIMARY SCHOOL	Yes	Respondent unable to provide us with this information	School Hall	5pm onwards	Consideration upon request	10%	100%	10%	100%	None	Yes- they have little to no demand on the hall at the moment however are open for community access.	N/A	No	Yes	
BISHOP ELLIS	No														N/A
BOOTH WOOD PRIMARY SCHOOL	No														N/A
BROOMFIELD	No														N/A



SCHOOL	FACILITIES AVAILABLE TO THE COMMUNITY?	FORMAL COMMUNITY USE AGREEMENT?	INDOOR SPORTS FACILITY ON SITE	WEEKDAY HOURS AVAILABLE FOR COMMUNITY USE	WEEKEND HOURS AVAILABLE FOR COMMUNITY USE	OCTOBER-MARCH		APRIL-SEPTEMBER		CLUBS ON SITE	AMBITION TO INCREASE COMMUNITY USE	MOST POPULAR SPORTS ON SITE	PLANS TO DEVELOP CURRENT FACILITIES	IS FACILITY AVAILABLE FOR INCREASED HOURS DURING SCHOOL HOLIDAY PERIODS?
						CURRENT USAGE OF FACILITY DURING COMMUNITY HOURS (ESTIMATED %)	BLOCK BOOKING OF FACILITY (ESTIMATED % AGAINST CASUAL PAY AND PLAY US)	CURRENT USAGE OF FACILITY DURING COMMUNITY HOURS (ESTIMATED %)	BLOCK BOOKING OF FACILITY (ESTIMATED % AGAINST CASUAL PAY AND PLAY US)					
CHARNWOOD COLLEGE	Yes	No	Basketball Court							Charnwood College Riders	Yes, we are always promoting our venues	Basketball Netball Badminton	Yes, changes to sports centre to include a reception/cafe	Yes - consideration on request
			Sports Hall	4pm-10pm	8am-6pm	85%	N/A	85%	N/A					
			Sports Centre	4pm-10pm	8am-6pm	85%	N/A	85%	N/A					
			Gymnasium	4pm-10pm	8am-6pm	40%	N/A	40%	N/A					
CEDARS ACADEMY	Yes	No	Sports Hall	4 hours	Dependent upon demand		100%		100%	Thurmaston Magpies FC	Yes- the facility is not in demand at the moment	Karate Football	No	Yes
CHURCHILL JUNIOR SCHOOL	No		N/A											
COBDEN	No		N/A											
COSSINGTON	No		N/A											
DE LISLE CATHOLIC SCIENCE COLLEGE	Yes	No	Swimming pool	6 hours	3 hours	N/A				No	Swimming	No	No	
			Gym	Not available	Not available	N/A								
			Hall	Not available	Not available	N/A								
			Multigym	Not available	Not available	N/A								
DISEWORTH SCHOOL			No sports facilities on site											
EASTFIELD	No		N/A											

SCHOOL	FACILITIES AVAILABLE TO THE COMMUNITY?	FORMAL COMMUNITY USE AGREEMENT?	INDOOR SPORTS FACILITY ON SITE	WEEKDAY HOURS AVAILABLE FOR COMMUNITY USE	WEEKEND HOURS AVAILABLE FOR COMMUNITY USE	OCTOBER-MARCH		APRIL-SEPTEMBER		CLUBS ON SITE	AMBITION TO INCREASE COMMUNITY USE	MOST POPULAR SPORTS ON SITE	PLANS TO DEVELOP CURRENT FACILITIES	IS FACILITY AVAILABLE FOR INCREASED HOURS DURING SCHOOL HOLIDAY PERIODS?
						CURRENT USAGE OF FACILITY DURING COMMUNITY HOURS (ESTIMATED %)	BLOCK BOOKING OF FACILITY (ESTIMATED % AGAINST CASUAL PAY AND PLAY US)	CURRENT USAGE OF FACILITY DURING COMMUNITY HOURS (ESTIMATED %)	BLOCK BOOKING OF FACILITY (ESTIMATED % AGAINST CASUAL PAY AND PLAY US)					
GLENFIELD	Yes	No	School Hall	Dependent upon demand	Dependent upon demand	<10%	100%	<10%	100%	None	Yes- utilisation from community clubs is limited at the moment and the school would like to improve this.	None	No	Yes
HALL ORCHARD SCHOOL	Yes	No	School Hall	3 hours	Dependent upon demand	<10%	100%	<10%	100%	None	Yes- they are open for community access it is just that there is no demand	N/A	No	Yes
HATHERN PRIMARY SCHOOL	Yes	No	Sports Hall	Dependent upon demand	Dependent upon demand	60%	100%	60%	100%	Dance Group Pilates	Respondent unable to provide us with this information	Dance Pilates	No	Yes
HEMINGTON PRIMARY	No sports facilities on site													
HIGHGATE PRIMARY SCHOOL	Yes	No	School Hall	Dependent upon demand	3 hours	20%	100%	20%	100%	None	Yes- they only have one regular booking on a Saturday at the moment.	N/A	No	Yes
HIGHCLIFFE	No	N/A												
HOLYWELL SCHOOL	No	N/A												



SCHOOL	FACILITIES AVAILABLE TO THE COMMUNITY?	FORMAL COMMUNITY USE AGREEMENT?	INDOOR SPORTS FACILITY ON SITE	WEEKDAY HOURS AVAILABLE FOR COMMUNITY USE	WEEKEND HOURS AVAILABLE FOR COMMUNITY USE	OCTOBER-MARCH		APRIL-SEPTEMBER		CLUBS ON SITE	AMBITION TO INCREASE COMMUNITY USE	MOST POPULAR SPORTS ON SITE	PLANS TO DEVELOP CURRENT FACILITIES	IS FACILITY AVAILABLE FOR INCREASED HOURS DURING SCHOOL HOLIDAY PERIODS?
						CURRENT USAGE OF FACILITY DURING COMMUNITY HOURS (ESTIMATED %)	BLOCK BOOKING OF FACILITY (ESTIMATED % AGAINST CASUAL PAY AND PLAY US)	CURRENT USAGE OF FACILITY DURING COMMUNITY HOURS (ESTIMATED %)	BLOCK BOOKING OF FACILITY (ESTIMATED % AGAINST CASUAL PAY AND PLAY US)					
HOLYWELL PRIMARY SCHOOL	Yes	No	School Hall	Dependent upon demand	Dependent upon demand	<10%	100%	<10%	100%	None	Yes- they only have one regular booking at the site and that is Brownies and Guides.	N/A	No	Yes
HUMPHREY PERKINS SCHOOL	Yes	No	Sports Hall	3.5 hours	None- no ball sports at weekend due to noise. Closed Sundays and Bank Holidays also.	50%	100%	50%	100%	Dance Group	Yes- they would like to carry out indoor sport at the weekend however this is an issue due to noise, consequently it reduces capacity for community availability.	Dance	No	Yes
KEGWORTH PRIMARY SCHOOL	Yes	No	School Hall	Dependent upon demand	Dependent upon demand	Respondent unable to provide this information	100%	Respondent unable to provide this information	100%	None	The school uses most of its hours for afterschool clubs, therefore they were unsure if they could expand their offer.	N/A	No	Yes
LATIMER	No	No	School Hall	N/A										
	Yes	No	Dance Studio	4 hours	Dependent upon demand	70%	100%	70%	100%	Local Dance Groups	Yes	Dance	No	Yes



SCHOOL	FACILITIES AVAILABLE TO THE COMMUNITY?	FORMAL COMMUNITY USE AGREEMENT?	INDOOR SPORTS FACILITY ON SITE	WEEKDAY HOURS AVAILABLE FOR COMMUNITY USE	WEEKEND HOURS AVAILABLE FOR COMMUNITY USE	OCTOBER-MARCH		APRIL-SEPTEMBER		CLUBS ON SITE	AMBITION TO INCREASE COMMUNITY USE	MOST POPULAR SPORTS ON SITE	PLANS TO DEVELOP CURRENT FACILITIES	IS FACILITY AVAILABLE FOR INCREASED HOURS DURING SCHOOL HOLIDAY PERIODS?
						CURRENT USAGE OF FACILITY DURING COMMUNITY HOURS (ESTIMATED %)	BLOCK BOOKING OF FACILITY (ESTIMATED % AGAINST CASUAL PAY AND PLAY US)	CURRENT USAGE OF FACILITY DURING COMMUNITY HOURS (ESTIMATED %)	BLOCK BOOKING OF FACILITY (ESTIMATED % AGAINST CASUAL PAY AND PLAY US)					
LIMEHURST HIGH SCHOOL	Yes	Respondent unable to provide us with this information	Sports Hall	4 hours	Consideration upon request	Respondent unable to provide this information	100%	Respondent unable to provide this information	100%	None	Yes- always open to new access channels due to only having one regular booking at the moment.	Gym Classes	No	Yes- consideration on request
LOUGHBOROUGH CE	No	N/A												
LOUGHBOROUGH C OF E PRIMARY SCHOOL	No	N/A												
MAPLEWELL HALL SCHOOL	Yes	Respondent unable to provide us with this information	Sports Hall	6/7pm-9pm	Consideration on request	60%	100%	60%	100%	Gymnastics	Yes- however it is dependent upon the school's timetable	Gymnastics Basketball	No	Yes
			Indoor Stadium	6/7pm-9pm	Consideration on request	60%	100%	60%	100%	Respondent unable to provide this information	Yes- however it is dependent upon the school's timetable	Respondent unable to provide this information	No	Yes
MOUNTFIELDS LODGE SCHOOL	No	N/A												
NEWCROFT PRIMARY SCHOOL	No	N/A												
OUR LADY CONVENT	No	No	Gymnasium	N/A	N/A	N/A	N/A	N/A	N/A	N/A	N/A	N/A	N/A	N/A
			Gymnasium	N/A	N/A	N/A	N/A	N/A	N/A	N/A	N/A	N/A	N/A	N/A

SCHOOL	FACILITIES AVAILABLE TO THE COMMUNITY?	FORMAL COMMUNITY USE AGREEMENT?	INDOOR SPORTS FACILITY ON SITE	WEEKDAY HOURS AVAILABLE FOR COMMUNITY USE	WEEKEND HOURS AVAILABLE FOR COMMUNITY USE	OCTOBER-MARCH		APRIL-SEPTEMBER		CLUBS ON SITE	AMBITION TO INCREASE COMMUNITY USE	MOST POPULAR SPORTS ON SITE	PLANS TO DEVELOP CURRENT FACILITIES	IS FACILITY AVAILABLE FOR INCREASED HOURS DURING SCHOOL HOLIDAY PERIODS?
						CURRENT USAGE OF FACILITY DURING COMMUNITY HOURS (ESTIMATED %)	BLOCK BOOKING OF FACILITY (ESTIMATED % AGAINST CASUAL PAY AND PLAY US)	CURRENT USAGE OF FACILITY DURING COMMUNITY HOURS (ESTIMATED %)	BLOCK BOOKING OF FACILITY (ESTIMATED % AGAINST CASUAL PAY AND PLAY US)					
OUTWOODS EDGE SCHOOL	Yes	Respondent unable to provide us with this information	School Hall	3 hours	Consideration on request	0%	100%	0%	100%	None	Yes- currently the school has no sport club long term bookings. They have brownies etc booked in.	N/A	No	Yes
OXLEY PRIMARY SCHOOL	Yes	No	Multifunctional Hall	3 hours	Consideration on request	Respondent unable to provide us with this information	100%	Respondent unable to provide us with this information	100%	None	Yes- the bookings are dominated by the schools own after school clubs. They would like to increase capacity but this is reliant on premises officer availability	N/A	No	Yes
RAWLINS COMMUNITY COLLEGE	Yes	N/A	Sports Hall	4 hours	8 hours on both days	80%	100%	20%	100%	1. Rawlins Basketball 2. Sour Valley Netball 3. Mount Sorrel Juniors 4. Quorn Badminton 5. Quorn Judo	Yes – through advertisement, we hope to attract new clubs to use our facilities	Football Dance Gymnastics	Yes – With funding, we would love to develop our 3G pitch, grass pitches and sports hall	Yes- however the school is closed for 2 weeks at Christmas and a week at Easter.
			Old Gym	4 hours	8 hours on both days	50%	100%	50%	100%					
			3G pitches	4 hours	Saturday: 8 hours Sunday: 4 hours	100%	100%	60%	80%					
			Grass pitches	4 hours	8 hours on both days	50%	90%	20%	50%					
			Deep end activity centre	4 hours	8 hours on both days	50%	90%	50%	90%					
RENDELL PRIMARY SCHOOL	No sports facilities on site													

SCHOOL	FACILITIES AVAILABLE TO THE COMMUNITY?	FORMAL COMMUNITY USE AGREEMENT?	INDOOR SPORTS FACILITY ON SITE	WEEKDAY HOURS AVAILABLE FOR COMMUNITY USE	WEEKEND HOURS AVAILABLE FOR COMMUNITY USE	OCTOBER-MARCH		APRIL-SEPTEMBER		CLUBS ON SITE	AMBITION TO INCREASE COMMUNITY USE	MOST POPULAR SPORTS ON SITE	PLANS TO DEVELOP CURRENT FACILITIES	IS FACILITY AVAILABLE FOR INCREASED HOURS DURING SCHOOL HOLIDAY PERIODS?
						CURRENT USAGE OF FACILITY DURING COMMUNITY HOURS (ESTIMATED %)	BLOCK BOOKING OF FACILITY (ESTIMATED % AGAINST CASUAL PAY AND PLAY US)	CURRENT USAGE OF FACILITY DURING COMMUNITY HOURS (ESTIMATED %)	BLOCK BOOKING OF FACILITY (ESTIMATED % AGAINST CASUAL PAY AND PLAY US)					
RICHARD HILL C OF E	Yes	No	School Hall	Respondent unable to provide us with this information	Respondent unable to provide us with this information	N/A	100%	N/A	100%	N/A	Yes- there are very rarely bookings at this venue consequently percentages etc cannot be obtained	N/A	No	Yes- dependent upon the demand of the hall
RIVERSIDE PRIMARY SCHOOL	Yes	No	School Hall	Respondent unable to provide us with this information	Respondent unable to provide us with this information	N/A	100%	N/A	100%	N/A	Yes- booking is irregular and not frequent.	N/A	No	Yes- dependent upon demand
ROBERT BAKEWELL	No	N/A												
ROTHLEY PRIMARY SCHOOL	Yes	No	Sports Hall	5:30pm-9pm	Closed	Respondent unable to provide us with this information	100%	Respondent unable to provide us with this information	100%	None	Yes- The sports hall is rented well however in order to increase community use the school would need to have a fulltime keyholder, and until this is achieved then there will be no more community availability.	N/A	No- just more line markings	Yes- only open if there is a booking
ROUNDHILL ACADEMY	Yes	Respondent unable to provide us with this information	Sports Hall	4 hours	Consideration on request	Respondent unable to provide us with this information	Respondent unable to provide us with this information	Respondent unable to provide us with this information	Respondent unable to provide us with this information	Respondent unable to provide us with this information	Yes	Respondent unable to provide us with this information	No	Yes



SCHOOL	FACILITIES AVAILABLE TO THE COMMUNITY?	FORMAL COMMUNITY USE AGREEMENT?	INDOOR SPORTS FACILITY ON SITE	WEEKDAY HOURS AVAILABLE FOR COMMUNITY USE	WEEKEND HOURS AVAILABLE FOR COMMUNITY USE	OCTOBER-MARCH		APRIL-SEPTEMBER		CLUBS ON SITE	AMBITION TO INCREASE COMMUNITY USE	MOST POPULAR SPORTS ON SITE	PLANS TO DEVELOP CURRENT FACILITIES	IS FACILITY AVAILABLE FOR INCREASED HOURS DURING SCHOOL HOLIDAY PERIODS?
						CURRENT USAGE OF FACILITY DURING COMMUNITY HOURS (ESTIMATED %)	BLOCK BOOKING OF FACILITY (ESTIMATED % AGAINST CASUAL PAY AND PLAY US)	CURRENT USAGE OF FACILITY DURING COMMUNITY HOURS (ESTIMATED %)	BLOCK BOOKING OF FACILITY (ESTIMATED % AGAINST CASUAL PAY AND PLAY US)					
SACRED HEART CATHOLIC SCHOOL	No													
SAINT WINEFRID'S PRIMARY SCHOOL	Yes	Respondent unable to provide us with this information	School Hall	Roughly 3 hours a night	Consideration on request	40%	100%	40%	100%	Dance Group	Yes- Dance is the only block booking that they have, therefore they would like to open it out.	Dance	No	Yes
SEAGRAVE PRIMARY SCHOOL	No sport facilities on site													
SILEBY REDLANDS PRIMARY SCHOOL	Yes	No	School Hall	Dependant upon demand	Consideration on request	40%	100%	40%	100%	Dance Group	Yes- however the reason why they have so few bookings is due to a lack of caretaker availability	Dance	No	Yes
ST BARTHOLOMEW'S	No													
ST BOTOLPH'S	No sports facilities on site													
ST MARYS LOUGHBOROUGH	No sports facilities on site													
ST MICHAEL AND ALL ANGELS	No sports facilities on site													
ST PAULS	No													N/A
ST PETERS AND ST PAULS	No													N/A
STONEBOW	No													N/A



SCHOOL	FACILITIES AVAILABLE TO THE COMMUNITY?	FORMAL COMMUNITY USE AGREEMENT?	INDOOR SPORTS FACILITY ON SITE	WEEKDAY HOURS AVAILABLE FOR COMMUNITY USE	WEEKEND HOURS AVAILABLE FOR COMMUNITY USE	OCTOBER-MARCH		APRIL-SEPTEMBER		CLUBS ON SITE	AMBITION TO INCREASE COMMUNITY USE	MOST POPULAR SPORTS ON SITE	PLANS TO DEVELOP CURRENT FACILITIES	IS FACILITY AVAILABLE FOR INCREASED HOURS DURING SCHOOL HOLIDAY PERIODS?
						CURRENT USAGE OF FACILITY DURING COMMUNITY HOURS (ESTIMATED %)	BLOCK BOOKING OF FACILITY (ESTIMATED % AGAINST CASUAL PAY AND PLAY US)	CURRENT USAGE OF FACILITY DURING COMMUNITY HOURS (ESTIMATED %)	BLOCK BOOKING OF FACILITY (ESTIMATED % AGAINST CASUAL PAY AND PLAY US)					
SWITHLAND ST. LEONARD'S PRIMARY SCHOOL	Yes	No	School Hall	Dependent upon demand	Consideration on request	<10%	100%	<10%	100%	None	Yes- however the school hall isn't big enough to allow this to happen. There are currently extra-curricular classes that go on here however they can only hold a maximum of 10 people.	None	No- no plans but would certainly like to expand the hall.	Yes
THE HALL	No	N/A												
THE MERTON	No sports facilities on site													
THE POCHIN	No	N/A												
THORPE ACRE INFANTS SCHOOL	No	N/A												
THORPE ACRE JUNIOR SCHOOL	No	N/A												
THURSSINGTON PRIMARY SCHOOL	No	N/A												
WOOLDEN HILL PRIMARY	No	N/A												
WREAKE VALLEY ACADEMY	Yes	Yes	Sports Hall x2	5pm-9pm	9am-6pm	Sports halls – 25%	Sports halls – 100%	Sports halls – 75%	Sports halls – 25%	1. Gymnastics 2. Roller Derby 3. Rugby 4. Futsal	Yes, in all sports that are played inside	Gymnastics Roller Derby	Funding applicable then yes	All facilities are open during school holidays
Badminton courts x8	5pm-9pm	9am-6pm												
Basketball court	5pm-9pm	9am-6pm												



SCHOOL	FACILITIES AVAILABLE TO THE COMMUNITY?	FORMAL COMMUNITY USE AGREEMENT?	INDOOR SPORTS FACILITY ON SITE	WEEKDAY HOURS AVAILABLE FOR COMMUNITY USE	WEEKEND HOURS AVAILABLE FOR COMMUNITY USE	OCTOBER-MARCH		APRIL-SEPTEMBER		CLUBS ON SITE	AMBITION TO INCREASE COMMUNITY USE	MOST POPULAR SPORTS ON SITE	PLANS TO DEVELOP CURRENT FACILITIES	IS FACILITY AVAILABLE FOR INCREASED HOURS DURING SCHOOL HOLIDAY PERIODS?
						CURRENT USAGE OF FACILITY DURING COMMUNITY HOURS (ESTIMATED %)	BLOCK BOOKING OF FACILITY (ESTIMATED % AGAINST CASUAL PAY AND PLAY US)	CURRENT USAGE OF FACILITY DURING COMMUNITY HOURS (ESTIMATED %)	BLOCK BOOKING OF FACILITY (ESTIMATED % AGAINST CASUAL PAY AND PLAY US)					
BURTON ON THE WOLDS SCHOOL	No	No	School Hall			N/A				Adult keep fit – Fridays 8.50 to 9.50 (term time only)	No	N/A	No	No
LONG WHATTON SCHOOL	No	No	School Hall			N/A								
QUENILBOROUGH	Yes	Respondent unable to provide us with this information	School Hall	Dependent upon demand	Dependent upon demand	N/A	100%	N/A	100%	N/A	Yes- The sports hall can be let out for sports clubs however due to the shape and size of it, it is not used.	N/A	No	Yes
			Swimming Pool	Wednesday am- 3 hours Friday am-3 hours	Saturday am- 3 hours	70%	100%	70%	100%	Mother and Baby Groups	Yes- The swimming pool has recently re-opened after being shut. The pool was popular before closing. It is mainly used for mother and babies due to the depth of the pool only being 0.8m deep.	N/A	No	Yes



CONSULTATION WITH NEIGHBOURING LOCAL AUTHORITIES

The table below summarises the consultation undertaken with neighbouring local authorities to inform this Strategy. All neighbouring local authorities were contacted and sent a short survey; follow up contact was made twice to encourage responses, but few direct responses were received, despite chasing. Information summarised below is therefore based on SLL's own local knowledge, and research.

LOCAL AUTHORITY	COMMENTS
BLABY DISTRICT	<p>Blaby District developed an Indoor Facilities Strategy in 2016/17.</p> <p>The Strategy identifies the need for investment in existing facilities to improve quality and increase fitness capacity. No new facility developments are identified.</p>
LEICESTER CITY COUNCIL	<p>Leicester City Council is developing a Playing Pitch Strategy (PPS) for the City.</p> <p>Following investment in a number of indoor facilities (new build and refurbishment) the future strategic direction for provision is being reviewed.</p>
NORTH WEST LEICESTERSHIRE COUNCIL	<p>NWLDC does not have an Indoor Facility Strategy but we have recently commissioned a Facilities Framework through Leicestershire & Rutland Sport.</p> <p>We are currently investigating the potential for a new build leisure centre in Coalville to replace the ageing Hermitage Leisure Centre, the new centre would be larger to accommodate the future predicted population growth in and around Coalville.</p> <p>We are at the very early stages of considering the feasibility of a new Sportshall to serve Ivanhoe College and Hood Park Leisure Centre, it is likely this will be 3 or 4 courts.</p> <p>We are supporting Newbridge High School in investigating the feasibility of an athletics track on their school site.</p>
RUSHCLIFFE BOROUGH COUNCIL	<p>Rushcliffe Borough Council is currently in the process of finalising the new Leisure Strategy 2017 – 2027 – we are hoping the final strategy will be published in July once it has been approved and adopted by Council.</p> <p>The proposed vision of the new strategy is:</p> <p>'To provide high quality, cost-effective leisure facilities to support Rushcliffe residents to enjoy healthy, active lifestyles'</p> <p>We have identified a need to focus on and improve the leisure facilities in Bingham, which sits East of the borough and would not have a direct impact on the Charnwood Community.</p> <p>The strategy identifies the strategic objective to retain the current five indoor leisure facilities and ensure they are fit for the future.</p> <ul style="list-style-type: none"> • Bingham Leisure Centre – identified need to improve the facilities • Cotgrave Leisure Centre • East Leake Leisure Centre • Keyworth Leisure Centre • Rushcliffe Arena (major development in 2016, opened new centre in January 2017) <p>As part of the consultation for the new Leisure Strategy, we spoke with secondary schools regarding plans for any future developments – of the 6 schools that responded, 2 stated potential developments:</p> <ul style="list-style-type: none"> • Toot Hill School in Bingham is a dual use site with Bingham Leisure Centre and have been in discussion with the leisure centre regarding a 4G pitch • South Wolds School in Keyworth stated they have plans to get new flooring in the sports hall and gymnasium <p>In 2016 South Nottinghamshire Academy in Radcliffe-on-Trent had a new school build and as part of that now have a new fitness suite, dance/drama studio and main sports hall.</p>
HARBOROUGH BOROUGH COUNCIL	<p>The Council is currently developing its own Facilities Strategy but it is not anticipated this will impact on Charnwood.</p>
HINCKLEY AND BOSWORTH BOROUGH COUNCIL	<p>The Council developed a major replacement leisure centre in Hinckley around 4/5 years ago. There are no proposals for additional provision at the moment.</p>



APPENDIX 4
STRATEGY CONSULTEES



APPENDIX 4: STRATEGY CONSULTEES

NAME OF FACILITY OR STAKEHOLDER	ADDRESS INCLUDING POSTCODE	INDIVIDUAL CONTACT	EMAIL ADDRESS	TELEPHONE No.
Soar Valley Leisure Centre (Operated by Fusion Lifestyle)	Off Kingfisher Road, Mountsorrel, Leicester, LE12 7FG	Matthew Smith	matthew.smith@fusion-lifestyle.com	-
Loughborough Leisure Centre (Operated by Fusion Lifestyle)	Browns Lane, Loughborough, LE11 3HE	Matthew Smith	matthew.smith@fusion-lifestyle.com	-
South Charnwood Leisure Centre (Operated by Fusion Lifestyle)	Parkstone Road Syston, Leicestershire, LE7 1LY	Matthew Smith	matthew.smith@fusion-lifestyle.com	-
Leicestershire and Rutland Sport (Facilities Planning)	Sport Park, Loughborough University, 3 Oakwood Drive, Loughborough Leicestershire, LE11 3QF	Harry Venning	h.venning@lrsport.org	01509 564861
Leicestershire and Rutland Sport (Sports Participation)	Sport Park, Loughborough University, 3 Oakwood Drive, Loughborough Leicestershire, LE11 3QF	John Byrne	j.byrne@lrsport.org	
Football Association		Matt Bartle	Matt.Bartle@thefa.com	-
Rugby Football Association		Peter Shaw	Peter.shaw@rfu.com	-
idVerde	Derby Road Playing Fields, Cotton Way, Loughborough LE11 5FJ	Tony Jones	tony.jones@idverde.co.uk	01509 271567 07815828141
Friends of Charnwood Forest	251 Bradgate Road , Anstey LE7 7FX .	Paul Day (Chairman)	chairman@focf.org.uk	0116 236 4376



NAME OF FACILITY OR STAKEHOLDER	ADDRESS INCLUDING POSTCODE	INDIVIDUAL CONTACT	EMAIL ADDRESS	TELEPHONE No.
Charnwood Water	Tuckers Road, Loughborough Leicestershire, LE11 2PH	The Ranger		01509 263 976
Friends of Queens Park, Loughborough	35 Arthur Street Leicestershire LE11 3AY	Keith Clarke		01509 261477
Bradgate Park	Estate Office, Deer Barn Buildings, Bradgate Park, Newtown Linford, Leicester LE6 OHE	Peter Tyldesley		0116 236 2713.

CHARNWOOD BOROUGH COUNCIL CONTACTS

NAME OF FACILITY OR STAKEHOLDER	ADDRESS INCLUDING POSTCODE	INDIVIDUAL CONTACT	EMAIL ADDRESS	TELEPHONE No.
Head of Cleansing and Open Space		Matt Bradford	Matthew.Bradford@charnwood.gov.uk	01509 634695
Planning Liaison Officer		Cara Wild	cara.wild@charnwood.gov.uk	01509 632526
Head of Neighbourhood Services		Julie Robinson	julie.robinson@charnwood.gov.uk	01509 634590
Head of Leisure and Culture		Sylvia Wright	Sylvia.wright@charnwood.gov.uk	01509 634658
Leisure Centre and Contracts Business Manager		Kevin Stanley	Kevin.stanley@charnwood.gov.uk	01509 634593
Charnwood Ranger Service				07890999176



APPENDIX 5

SUMMARY OF LOCAL CONTEXT AND MARKET SEGMENTATION PROFILES



APPENDIX 5: SUMMARY OF LOCAL CONTEXT AND MARKET SEGMENTATION PROFILES

SUMMARY OF LOCAL CONTEXT

STRATEGY	SUMMARY OF KEY ISSUES/PRIORITIES
<p>CHARNWOOD BOROUGH COUNCIL CORPORATE PLAN 2016-2020</p>	<p>The corporate plan has three themes; People, Place and Service with the aim to make Charnwood:</p> <ul style="list-style-type: none"> ● A safer, more secure and caring environment ● A borough with a strong, diverse economy ● and a place served by a council which puts customers at the heart of everything it does. <p>In relation to this study the most relevant aims under each theme are:</p> <p>Strong Economy</p> <ul style="list-style-type: none"> ● New businesses, new homes and improved infrastructure will be key features in the next four years, with a range of affordable homes, new schools, shops and leisure facilities being planned to accommodate growth. ● Ensure that a growth in homes and infrastructure benefits residents through improved community facilities, affordable housing and superfast broadband ● Promote the Borough to increase tourism and support initiatives to help our towns and villages to thrive. ● Develop new and revitalised Town Centre Masterplans for Loughborough and Shepshed <p>Every Resident Matters</p> <ul style="list-style-type: none"> ● We will provide opportunities to participate in social, leisure and cultural activities and in community life. ● Make Charnwood an attractive place for all, through investment in our housing stock, funding community groups and providing a range of diverse opportunities and events. ● Encourage healthy lifestyles for all our residents through physical activity programmes and the provision of sports facilities and green spaces ● We will provide high quality, affordable and responsive services and improve online access to them.



STRATEGY	SUMMARY OF KEY ISSUES/PRIORITIES
	<p>Delivering Excellent Services</p> <ul style="list-style-type: none"> • Put customers at the heart of everything we do and provide strong community leadership • Improve the ways in which customers can access our services • Continuously look for ways to deliver services more efficiently
<p>THE CHARNWOOD LOCAL PLAN 2011-2028 (ADOPTED 2015)</p>	<p>The Vision includes the following:</p> <p>In 2028 Charnwood will be one of the most desirable places to live, work and visit in the East Midlands.</p> <p>Development will have been managed to improve the economy, quality of life and the environment.</p> <p>Charnwood will be recognised for the role Loughborough plays in the region’s knowledge-based economy.</p> <p>Our community will have access to a range of green spaces, leisure and recreational facilities across Charnwood and new parkland in Loughborough and Thurmaston will be provided. The Charnwood Forest will be recognised as a Regional Park. The River Soar and Wreake will be improved for wild life and people.</p> <p>Charnwood will be recognised for delivering growth to a high design quality that benefits the community.</p> <p>The demand for housing will be focused on Loughborough and the edge of Leicester City. New sustainable urban extensions at West Loughborough and Thurmaston, as well as other planned areas of growth, will incorporate good quality design and reflect our strong local distinctiveness.</p> <p>Loughborough will continue to be the main economic, social and cultural heart of the Borough. It will be an attractive, compact and ‘walkable’ destination for shopping, leisure, entertainment and culture. Our other settlements, including a regenerated Shepshed, will have an attractive provision of local shops, culture and leisure facilities.</p> <p>Our community will have better access to jobs and services, with a choice to walk or cycle.</p>



STRATEGY	SUMMARY OF KEY ISSUES/PRIORITIES
	<p>The challenges facing Charnwood include:</p> <p>A growing population: set to be 194,600 by 2028 (2012 ONS Population Projections) with a need for 13,940 additional homes (2014 SHMA). There will be a need for jobs, shops, leisure and culture opportunities, community services and facilities and infrastructure.</p> <p>Deprived communities: five of Leicestershire’s ten most deprived neighbourhoods fall within Charnwood, with pockets of deprivation in Loughborough, Thurmaston, Syston and Mountsorrel. This is reflected in lower than average incomes, poor health and lower levels of educational attainment.</p> <p>Shopping and leisure improvements: competition from the shopping and leisure offers at Leicester, Derby and Nottingham as well as increases in online shopping means improvements are needed in Loughborough, Shepshed and our other centres to secure their long term vitality and viability.</p> <p>A lack of green space and leisure facilities: there is a need for a variety of green spaces and leisure facilities across the Borough, including parks, natural open space, amenity green space, outdoor sport, facilities for children and young people, outdoor and indoor sport facilities and allotments.</p> <p>The relevant strategic objectives within the Local Plan which have ben identified to realise the vision and address the challenges include:</p> <p>SO1: to reduce the need to, and distance of, travel by car and increase use of walking, cycling and public transport</p> <p>SO2: to secure the provision of accessible facilities and services to meet the needs of all local people, having regard to the particular needs of the young, old and “hard to reach”</p> <p>SO3: to promote health and well being, for example by ensuring that residents have access to health care, local parks, greenspaces and natural environment, the countryside and facilities for sport and recreation, creative and community activities.</p> <p>SO6: to promote stronger, cohesive and balanced communities having regard to changes in demographics, for example influencing the type of housing provision;</p>



STRATEGY	SUMMARY OF KEY ISSUES/PRIORITIES
	<p>SO14: to sustain and enhance Loughborough town centre as a prosperous, attractive and vibrant destination for shopping, entertainment and leisure as well as a place to live;</p> <p>SO15: to capitalise on the benefits of Loughborough University, especially those associated with its reputation as a centre of sporting excellence, research into innovation, new technologies and sustainability;</p> <p>SO16: to ensure that there is a network of vibrant ‘local’ centres so residents have access to a range of shops, services and facilities;</p> <p>Key policy which will shape the delivery of the Local Plan include:</p> <p>Policy CS01 -Development Strategy We will make provision for at least 13,940 new homes between 2011 and 2028. Leicester Principal Urban Area. Our priority location for growth will be the Leicester Principal Urban Area, where provision will be made for at least 5,500 new homes and up to 46 hectares of employment land between 2011 and 2028.</p> <p>We will do this by planning positively for:</p> <ul style="list-style-type: none"> • a sustainable urban extension of approximately 4,500 homes to the north east of Leicester, delivering approximately 3,250 homes and up to 13 hectares of employment land by 2028 and the remaining homes beyond the plan period as part of a comprehensive and integrated development; • a direction of growth for approximately 1,500 homes as part of a sustainable urban extension to the north of Birstall, delivering approximately 1,345 homes and up to 15 hectares of employment land by 2028 and the remaining homes beyond the plan period as part of a comprehensive development; • a direction of growth for up to 8,750 sqm of offices and up to 16 hectares of general employment land within the Watermead Regeneration corridor; and sustainable development which contributes towards meeting our remaining • development needs, supports our strategic vision, makes effective use of land and is in accordance with the policies in this strategy.



STRATEGY	SUMMARY OF KEY ISSUES/PRIORITIES
	<p>Loughborough and Shepshed</p> <p>The majority of our remaining growth will be met at Loughborough and Shepshed where provision will be made for at least 5,000 new homes and up to 22 hectares of employment land between 2011 and 2028.</p> <p>We will do this by planning positively for:</p> <ul style="list-style-type: none"> • a sustainable urban extension of approximately 3,000 homes to the west of • Loughborough, delivering approximately 2,440 homes and up to 16 hectares of employment land by 2028 and the remaining homes beyond the plan period as part of a comprehensive and integrated development; • approximately 1,200 homes within and adjoining Shepshed to support its regeneration; • up to 6 hectares of employment land within and adjoining Loughborough/Shepshed; and • sustainable development which contributes towards meeting our remaining • development needs, supports our strategic vision, makes effective use of land and is in accordance with the policies in this strategy. <p>We will also plan positively for up to a 77 hectare expansion of Science and Enterprise Park to the West of Loughborough University.</p> <p>Service Centres</p> <p>We will plan positively for the role of Service Centres (Anstey, Barrow Upon Soar, Mountsorrel, Quorn, Rothley, Sileby and Syston).</p> <p>We will do this by;</p> <ul style="list-style-type: none"> • providing for at least 3,000 new homes and approximately 7 hectares of employment land within and adjoining our Service Centres between 2011 and 2028; • safeguarding services and facilities; and



STRATEGY	SUMMARY OF KEY ISSUES/PRIORITIES
	<ul style="list-style-type: none"> ● responding positively to sustainable development which contributes towards meeting our development needs, supports our strategic vision, makes effective use of land and is in accordance with the policies in this strategy. <p>Other Settlements</p> <p>We will meet the local social and economic need for development in other settlements (Barkby, Burton on the Wolds, Cossington, East Goscote, Hathern, Newtown Linford, Queniborough, Rearsby, Thrussington, Thurcaston, Woodhouse Eaves and Wymeswold). We will do this by:</p> <ul style="list-style-type: none"> ● providing for at least 500 new homes within settlement boundaries identified in our Site Allocations and Development Management Development Plan Document between 2011 and 2028; ● responding positively to small-scale opportunities within defined limits to development; ● responding positively to affordable housing developments in accordance with Policy CS3; ● safeguarding services and facilities; and responding positively to development which contributes to local priorities as identified in Neighbourhood Plans. <p>Small Villages and Hamlets</p> <p>We will safeguard services and facilities and respond positively to development that meets a specific local social or economic need in our smallest settlements (Barkby Thorpe, Beeby, Cotes, Cropston, Hoton, Prestwold, Ratcliffe on the Wreake, Ridgeway</p> <p>Policy CS 8 Regeneration of Shepshed</p> <p>We will make a significant contribution to the regeneration of Shepshed by 2028 by:</p> <ul style="list-style-type: none"> ● supporting developments which contribute to the vitality and viability of Shepshed in accordance with Policy CS9; ● supporting developments that improve access to community facilities.



STRATEGY	SUMMARY OF KEY ISSUES/PRIORITIES
	<p>Policy CS 9 Town Centres and Shops</p> <p>Loughborough Town Centre We will make a significant contribution to the regeneration and the continued vitality of Loughborough Town Centre by supporting major retail, leisure and other ‘town centre’ developments.</p> <p>We will also support commercial leisure uses, including restaurants that support activity throughout the day and night for a range of age groups and which support the main retail attraction of the Town Centre.</p> <p>We expect around 70% of all additional floorspace for main town centre uses to be provided in Loughborough Town Centre between 2011 and 2028.</p> <p>Up to 2021 we will focus all new convenience and the majority of new comparison retail floorspace to the southeast of Loughborough Town Centre and Devonshire Square.</p> <p>We support proposals for retail, leisure and other ‘town centre’ developments to the northwest of the town centre where, the amount and type of retail floorspace does not compromise the redevelopment of regeneration areas in Devonshire Square and to the southeast of Loughborough Town Centre; and ‘Town Centre’ Uses are located and pedestrian links are designed to support the compact and walkable character of Loughborough Town Centre.</p> <p>Shepshed District Centre We will make a significant contribution to the regeneration of Shepshed by 2028 by:</p> <ul style="list-style-type: none"> ● supporting ‘town centre’ development that is physically well integrated within and contributes to the vitality and viability of the District Centre and increases economic and community activity; ● supporting new developments that improve accessibility to the District Centre through signage, pedestrian and cycle routes, enhanced public transport and highway improvements and traffic management and parking initiatives; improving the pedestrian environment, and public realm;



STRATEGY	SUMMARY OF KEY ISSUES/PRIORITIES
	<p>Policy CS 10 Rural Economic Development Supporting tourism and leisure facilities, particularly developments that benefit the Great Central Railway, the River Soar and Grand Union Canal and the National Forest Strategy.</p> <p>Policy CS 12 Green Infrastructure We will protect and enhance our green infrastructure assets for their community, economic and environmental values. We will work with our partners to define, protect and enhance the Charnwood Forest Regional Park and support the aims of the National Forest Strategy.</p> <p>We will support proposals that relate to the River Soar and Grand Union Canal Corridor which: provide high quality walking and cycling links between the corridor and our towns and villages; deliver hubs and other high quality tourism opportunities linked to the River Soar at Loughborough, Barrow upon Soar and Thurmaston; and protect and enhance water bodies and resources.</p> <p>We will protect and enhance our Urban Fringe Green Infrastructure Enhancement Areas by:</p> <ul style="list-style-type: none"> ● enhancing our network of green infrastructure assets through strategic developments in accordance with Policies CS19, CS20, CS21, CS22 and CS23; addressing the identified needs in open space provision; and supporting development in Green Wedges that: <ul style="list-style-type: none"> ■ retains the open and undeveloped character of the Green Wedge; ■ retains and creates green networks between the countryside and open spaces within the urban areas; and ■ retains and enhances public access to the Green Wedge, especially for recreation. <p>Policy CS 15 Open Spaces, Sports and Recreation We will work with our partners to meet the strategic open space needs of our community by 2028. We will do this by:</p> <ul style="list-style-type: none"> ● requiring new developments to meet the standards set out in our Open Spaces Strategy, having regard to local provision and viability; ● requiring masterplans for our sustainable urban extensions that deliver quality open spaces; ● retaining open space, sport and recreation facilities unless they are clearly surplus to requirements or replacement provision of at least equal quantity and quality will be made in a suitable location;



STRATEGY	SUMMARY OF KEY ISSUES/PRIORITIES																												
	<ul style="list-style-type: none"> responding positively to development which contributes to open space, sport and recreation provision, including Local Green Space, identified through a Neighbourhood Plan or similar robust, community led strategy; and securing long-term management and investment plans for existing, and new facilities. <p>Standards for Open Space, Sport and Recreation</p> <table border="1" data-bbox="421 577 2078 999"> <thead> <tr> <th></th> <th>Quantity Standard Hectares per 1,000 population</th> <th>Minimum Site Size (hectares)</th> </tr> </thead> <tbody> <tr> <td>Parks</td> <td>0.32</td> <td>0.4</td> </tr> <tr> <td>Natural Open Space</td> <td>2.00</td> <td>0.05</td> </tr> <tr> <td>Amenity Green Space</td> <td>0.46</td> <td>0.1</td> </tr> <tr> <td>Facilities for Children</td> <td>Within per 480m of each home</td> <td>0.04</td> </tr> <tr> <td>Facilities for Young People</td> <td>Within per 480m of each home</td> <td>0.04</td> </tr> <tr> <td>Outdoor Sports Facilities</td> <td>2.60</td> <td>0.28</td> </tr> <tr> <td>Allotments</td> <td>0.33</td> <td>0.05</td> </tr> <tr> <td>Indoor sport</td> <td colspan="2">To be calculated using the Sport England Facility Calculator</td> </tr> </tbody> </table> <p>Policy CS 17 Sustainable Travel</p> <p>By 2028, we will seek to achieve a 6% shift from travel by private car to walking, cycling and public transport by: requiring new major developments to provide walking, cycling and public transport access to key facilities and services;</p> <ul style="list-style-type: none"> requiring new major developments to provide safe and well-lit streets and routes for walking and cycling that are integrated with the wider green infrastructure network. <p>Walking and Cycling</p> <p>National Cycle Route 6 connects Birstall in the south of the Borough to Loughborough in the north, via our Soar Valley villages. It is part of our network of safe cycle routes which includes the Connect 2 project in the Watermead area. We have worked with our partners, including Sustrans and Leicester City Council, to deliver walking and cycling links between the south and north of Charnwood. We will continue to work with our partners to build on the success of schemes like this throughout Charnwood.</p>			Quantity Standard Hectares per 1,000 population	Minimum Site Size (hectares)	Parks	0.32	0.4	Natural Open Space	2.00	0.05	Amenity Green Space	0.46	0.1	Facilities for Children	Within per 480m of each home	0.04	Facilities for Young People	Within per 480m of each home	0.04	Outdoor Sports Facilities	2.60	0.28	Allotments	0.33	0.05	Indoor sport	To be calculated using the Sport England Facility Calculator	
	Quantity Standard Hectares per 1,000 population	Minimum Site Size (hectares)																											
Parks	0.32	0.4																											
Natural Open Space	2.00	0.05																											
Amenity Green Space	0.46	0.1																											
Facilities for Children	Within per 480m of each home	0.04																											
Facilities for Young People	Within per 480m of each home	0.04																											
Outdoor Sports Facilities	2.60	0.28																											
Allotments	0.33	0.05																											
Indoor sport	To be calculated using the Sport England Facility Calculator																												



STRATEGY	SUMMARY OF KEY ISSUES/PRIORITIES
	<p>South Charnwood Growth</p> <p>The southern part of Charnwood sits on the edge of Leicester and forms an integral part of the way the City functions and grows. The villages and towns on the edge of Leicester, including Birstall and Thurmaston, play a significant role in Leicester’s economy.</p> <p>The people that live in these communities very often work in the City and also benefit from good access to, and support, the City’s shops, services and leisure facilities.</p> <p>Leicester City has expanded to its limits. We recognise the economic and social relationship between our community and the City. We want to contribute to the future prosperity of the City whilst protecting our communities’ identity.</p> <p>Our priority location for growth is within and adjoining the Leicester Principal Urban Area. We will provide for the majority of this growth in two sustainable urban extensions, providing homes and jobs with facilities and services, and an employment focused Regeneration Corridor.</p> <p>The north east of Leicester, the area north of Birstall and the Watermead Corridor are the most appropriate locations to meet our Vision and objectives and those of our partners.</p> <p>Our strategy also identifies our plans for the Watermead Regeneration Corridor including new employment and leisure development, the renewal of the waterfront and regeneration of the village centre at Thurmaston</p> <p>We have prepared a Vision for the North East of Leicester Sustainable Urban Extension in partnership with the developers, Leicestershire County Council and Leicester City Council.</p> <p>We want this new community to benefit from access to a wide range of services and facilities including schools, shops, new or expanded health facilities and community facilities such as a place of worship and a community hall. We expect new facilities to be delivered as part of centres within the development.</p> <p>The sustainable urban extension should include three primary schools and a secondary school.</p> <p>We want the sustainable urban extension to connect new residents to employment, schools, shops, leisure facilities, open spaces and other community facilities both within the development and beyond. The development should make the most of the opportunities for high quality walking and cycling routes and high frequency bus services.</p>



STRATEGY	SUMMARY OF KEY ISSUES/PRIORITIES
	<p>We expect biodiversity, walking and cycling routes, open space and climate change to be considered and planned in an integrated manner.</p> <p>Development will provide an extension of the Leicester Hamilton Green Wedge including access to and long term management of a formal parkland as part of an accessible, comprehensive and high quality network of multi-functional green spaces in accordance with our open space standards in accordance with Policies CS15 and CS12.</p> <p>The package of green space should include:</p> <ul style="list-style-type: none"> ● parks totalling around 3.6 hectares; ● around 23 hectares of natural and semi-natural green space; around 5 hectares of amenity green space ● around 22 sites providing facilities for children; around 22 sites providing facilities for young people; ● around 29 hectares of outdoor sports provision including around 13 hectares of playing pitches and around 5 tennis courts; ● around 4 indoor courts; ● around 4 hectares of allotments <p>North of Birstall Direction of Growth</p> <p>We have identified a direction of growth for our second sustainable urban extension adjacent to the Leicester Principal Urban Area at Birstall.</p> <p>In 2028 the North Birstall Sustainable Urban Extension will be known for its reputation as a Garden Suburb. It will combine the benefits of excellent access to the City for work and leisure with the benefits of the countryside such as green open space, fresh air, tranquillity and beautiful character.</p> <p>The sustainable urban extension should include a primary school and contribute to the extension or adaption of local secondary schools.</p>



STRATEGY	SUMMARY OF KEY ISSUES/PRIORITIES
	<p>We will expect the development to make the most of opportunities for high quality walking and cycling routes and high frequency bus services. We want the new development to be accessible and connect the community to services and facilities, National Cycle Route 6 and the Park and Ride facility in Birstall</p> <p>Watermead Regeneration Corridor Direction of Growth</p> <p>The Watermead Corridor is located on the edge of the Leicester Principal Urban Area and follows the Soar Valley. It begins just over 2 miles from Leicester City Centre and runs along the River Soar to Wanlip.</p> <p>At its centre is the Watermead Country Park, a network of old mineral workings and artificial lakes that run north to south along the path of the river. The Grand Union Canal also runs through the valley providing a direct access to the waterfront at Thurmaston. The Country Park is used for watersports and informal recreation and is a Local Wildlife Site.</p> <p>Thurmaston is home to some of the most deprived households in the Borough. Part of Thurmaston borders the Country Park and is within the South Charnwood Priority Neighbourhood. Our evidence shows pockets of deprivation where there are low levels of income among older people, low levels of education, skills and training and a poor quality living environment. Community cohesion is also restricted by the physical barriers of the A607 and Midland Mainline railway. The opportunity to benefit the community by linking Thurmaston to the Watermead Corridor has not been taken in the past.</p> <p>We have worked with our partners, including Sustrans, to improved walking and cycling links between the Country Park and Thurmaston. The creation of links to overcome severance from the village centre caused by the road and rail corridors has been considered through a master planning exercise.</p> <p>North Charnwood: Loughborough and Shepshed Growth</p> <p>Our West of Loughborough Growth Area provides the focus for new homes, jobs and places for leisure for the north of Charnwood. The Loughborough Science and Enterprise Park will be extended to complement the sustainable urban extension to the west of Loughborough at this important entrance into the town.</p> <p>The new community will be well connected to the town's employment, shops, leisure and services.</p>



STRATEGY	SUMMARY OF KEY ISSUES/PRIORITIES
	<p>The West Loughborough Growth Area will also see Garendon Registered Park and Gardens restored and opened up for public access for the first time, providing a new recreational resource for the people of Loughborough, Shepshed, Hathern and other communities.</p> <p>There will be a network of walking and cycling routes and bus services providing excellent connectivity to facilities, services and open spaces.</p> <p>The development of community facilities will include providing two primary schools as appropriate to meet the need for school places, as focal points within the new community; providing one accessible Local Centre, delivered as part of an early phase of development, including as a minimum, local shops and a small supermarket, small scale employment and a range of non-retail and community facilities and services in accordance with Policy CS9;</p> <p>Development requiring the retention of walking, cycling and road connections with Loughborough and Shepshed and where possible the creation of new links in accordance with Policy CS17;</p> <p>provide an accessible, comprehensive and high quality network of multi-functional green spaces in accordance with our open space standards in accordance with CS15 and CS12. The package of green space should include:</p> <ul style="list-style-type: none"> ● parks totalling around 1.5 hectares; ● around 3.4 hectares of amenity green spaces; around 14 sites providing facilities for children; around 14 sites providing facilities for young people; ● around 22.8 hectares of outdoor sports provision including around 9 hectares of playing pitches and around 4 tennis courts; ● around 3 indoor courts; and around 2.5 hectares of allotments <p>By 2028 the Science and Enterprise Park will deliver at least 111,000 sqm of space in a landscaped campus that, provides for uses that directly relate to the University's own operational activities including teaching, research and development, administration, student accommodation and sports facilities.</p> <p>Infrastructure and Delivery</p>



STRATEGY	SUMMARY OF KEY ISSUES/PRIORITIES																		
	<p>We expect all of our communities to benefit from a wide range of infrastructure, at the right time and in the right place. We want developments to create places that residents can be proud of.</p> <p>By 2028 there will be significant progress towards the delivery of essential infrastructure set out in our Infrastructure Delivery Plan and the direct, local impacts of developments on existing infrastructure and our community will have been reasonably managed and mitigated.</p> <p>We will do this by:</p> <p>ensuring that development contributes to the reasonable costs of on site, and where appropriate off site, infrastructure, arising from the proposal through the use of Section 106 and Section 278 Agreements; giving consideration to the implementation of a Community Infrastructure Levy; entering into planning performance agreements with promoters on all our major proposals with 3 year review processes to consider viability and infrastructure delivery.</p>																		
<p>CHARNWOOD STRATEGIC HOUSING MARKET ASSESSMENT (SHMA) 2014</p>	<p>The SHMA and Local Plan identifies a need for 820 houses per annum to be built through to 2028.</p> <table border="1" data-bbox="405 970 2128 1390"> <thead> <tr> <th colspan="2" data-bbox="405 970 2128 1015">NEW HOMES</th> </tr> </thead> <tbody> <tr> <td data-bbox="405 1015 1048 1059">NE LEICESTERSHIRE SUE</td> <td data-bbox="1048 1015 2128 1059">3, 250</td> </tr> <tr> <td data-bbox="405 1059 1048 1104">NORTH OF BIRSTALL</td> <td data-bbox="1048 1059 2128 1104">1,345</td> </tr> <tr> <td data-bbox="405 1104 1048 1149">WEST LOUGHBOROUGH SUE</td> <td data-bbox="1048 1104 2128 1149">2,440</td> </tr> <tr> <td data-bbox="405 1149 1048 1193">LEICESTER PRINCIPAL URBAN AREA</td> <td data-bbox="1048 1149 2128 1193">730</td> </tr> <tr> <td data-bbox="405 1193 1048 1238">LOUGHBOROUGH / SHEPSHED</td> <td data-bbox="1048 1193 2128 1238">2,511</td> </tr> <tr> <td data-bbox="405 1238 1048 1283">SERVICE CENTRES</td> <td data-bbox="1048 1238 2128 1283">2,682</td> </tr> <tr> <td data-bbox="405 1283 1048 1327">REST OF BOROUGH</td> <td data-bbox="1048 1283 2128 1327">676</td> </tr> <tr> <td data-bbox="405 1327 1048 1390">TOTAL</td> <td data-bbox="1048 1327 2128 1390">13,634</td> </tr> </tbody> </table>	NEW HOMES		NE LEICESTERSHIRE SUE	3, 250	NORTH OF BIRSTALL	1,345	WEST LOUGHBOROUGH SUE	2,440	LEICESTER PRINCIPAL URBAN AREA	730	LOUGHBOROUGH / SHEPSHED	2,511	SERVICE CENTRES	2,682	REST OF BOROUGH	676	TOTAL	13,634
NEW HOMES																			
NE LEICESTERSHIRE SUE	3, 250																		
NORTH OF BIRSTALL	1,345																		
WEST LOUGHBOROUGH SUE	2,440																		
LEICESTER PRINCIPAL URBAN AREA	730																		
LOUGHBOROUGH / SHEPSHED	2,511																		
SERVICE CENTRES	2,682																		
REST OF BOROUGH	676																		
TOTAL	13,634																		



STRATEGY	SUMMARY OF KEY ISSUES/PRIORITIES
<p>LEICESTERSHIRE JOINT HEALTH AND WELLBEING STRATEGY</p> <p>2017-2022</p>	<p>Leicestershire’s Joint Strategic Needs Assessment (2015) provides the detailed information and evidence which forms the basis for the priorities in the Joint Health and Wellbeing Strategy 2017 – 22.</p> <p>VISION</p> <p><i>“We will improve health outcomes for the local population, manage future demand on services and create a strong and sustainable health and care system by making the best use of the available resources.”</i></p> <p>The following outcomes reflect the health and wellbeing conditions that we want to achieve in Leicestershire over the next five years.</p> <ol style="list-style-type: none"> 1. The people of Leicestershire are enabled to take control of their own health and wellbeing; 2. The gap between health outcomes for different people and places has reduced; 3. Children and young people in Leicestershire are safe and living in families where they can achieve their full potential and have good health and wellbeing; 4. People plan ahead to stay healthy and age well and older people feel they have a good quality of life; 5. People give equal priority to their mental health and wellbeing and can access the right support throughout their life course <p>To deliver the outcomes priorities relevant to this study are:</p> <ul style="list-style-type: none"> ● Use our influence to advocate the importance of all public policy making in improving the external factors that affect people’s health and wellbeing. ● Use evidence to improve the targeting of activity to reduce health inequality between people and places based on local need. ● Work in partnership to improve outcomes for people with disabilities throughout their lives.



STRATEGY	SUMMARY OF KEY ISSUES/PRIORITIES
<p>LEICESTERSHIRE JOINT STRATEGIC NEEDS ASSESSMENT 2015</p>	<p>Within the JSNA we are using the term health in its widest sense, as defined by the World Health Organisation:</p> <p><i>“Health is a state of complete physical, mental and social wellbeing and not merely the absence of disease or infirmity.”</i></p> <p>The most significant driver of health needs for the Leicestershire population is the growing older population. Our population is living longer than ever before.</p> <p>Health needs increase with age. The 2011 Census data for Leicestershire shows us that for people aged 85 years and over, only 15% of the population do not have their activities of daily living limited (ADL) by a long term health problem or disability.</p> <p>The evidence identifies a need to focus on increasing healthy life expectancy. The emphasis must be to prevent the development of long term conditions and disabilities in working age adults – those adults who are 40-50 years old now but who will be 60-85 years old in 25 years’ time.</p> <p>We need to make the most of opportunities to identify and intervene early with population groups at risk, through strong partnership working and community involvement.</p> <p>JSNA Priorities relevant to this study are:</p> <p>Getting it right from childhood:</p> <ul style="list-style-type: none"> ● Investing in improving the health and wellbeing of children gives greatest overall return across the life course; ● Development of the healthy child programme for 0-19s; <p>Improving the health and wellbeing of working age adults</p> <ul style="list-style-type: none"> ● Prevention in this population is essential for a healthy older population; ● Reduce inequalities in health across the social gradient; ● Reduce the preventable risks to health through people’s lifestyle choices



STRATEGY	SUMMARY OF KEY ISSUES/PRIORITIES
<p>LEICESTER, LEICESTERSHIRE AND RUTLAND SUSTAINABILITY AND TRANSFORMATION PLAN (DRAFT) PUBLIC SUMMARY JANUARY 2017</p>	<p>In 2015, NHS England produced a national plan called the Five Year Forward View. It explains the challenges facing our health service in England, and what we need to do to overcome them to provide a service that meets the needs of people by 2021. STPs are being produced by every health and care system in England.</p> <p>In terms of the challenges being faced, this study can contribute to Health and wellbeing – focusing on preventing people getting ill and taking greater responsibility for their good health; ensuring recovery from illnesses is not determined by where someone lives, or which part of the community they come from.</p> <p>Also important is ensuring mental health services are as much of a priority, and are treated as equally as physical health services.</p> <p>The STP 5 Priorities are:</p> <ul style="list-style-type: none">• New ways of caring for patients that concentrate on preventing people from becoming unwell and avoiding hospital admissions.• Improving the way we structure services so that we can provide the best possible medical services with the resources (money, staff and buildings) we have.• Re-designing our current care services and treatment pathways for patients so that we can deliver consistently high-quality services that provide for equal access to everyone.• Getting ‘behind the scenes right’. Getting more efficient to avoid waste in our support functions.• Making sure we have what we need to make our health and care system work now and in the future. For example, making sure our staff are trained and supported to deliver the best possible care



STRATEGY	SUMMARY OF KEY ISSUES/PRIORITIES
<p>WEST LEICESTERSHIRE CCG OPERATIONAL PLAN 2014/15 AND 2015/16</p>	<p>The operational plan identified the 8 priority programmes with the aim to deliver 'People powered health: empowering our patients to shape services and the care they receive' The programmes are;</p> <ul style="list-style-type: none"> ● Support our members to deliver excellent primary medical care ● Reducing pressure on emergency services ● Integrating discharge and reablement support ● Managing complex and multiple long term conditions ● Improving mental health services - delivery parity of esteem ● Delivering planned care in primary and community settings ● Ensuring our providers deliver high quality, great value care ● Empowering patients to shape services and their care
<p>CHARNWOOD CHILDREN AND YOUNG PEOPLES STRATEGY 2015- 2018</p>	<p>Across Leicestershire, Charnwood is the largest locality with 26% of the 0-4 population, with 9,325 0 – 4 year old children residing in Charnwood. 2011 figures show there are 8,295 5-9 year olds, 8,908 10-14 year olds and 12,901 15-19 year olds.</p> <p>Leicestershire Public Health Outcomes Framework 2014 also shows that excess weight in 4-5 and 10-11 year olds and GCSE achievement (5 A* - C incl English and Maths) is significantly worse in Charnwood than the national average.</p> <p>Need analysis from local needs analysis the following areas have been identified as requiring support towards achieving better outcomes for children and young people:</p> <ul style="list-style-type: none"> ● Intervention within the first years of children's lives, promoting good outcomes for 0-4 year olds and school readiness. ● Co-ordination of an offer of positive activities to young people across the borough ● Support in delivering programmes that promote improved health and wellbeing for children and young people and their families



STRATEGY	SUMMARY OF KEY ISSUES/PRIORITIES
	<p>The vision for children and young people in the Borough is that they have “Voice, choice, safety and fulfilment”. Three strategic objectives have been identified</p> <p>Objective 1: Keeping children and young people safe Objective 2: Integrated working and early intervention Objective 3: Children and family voice</p> <p>Key priorities identified to deliver the objectives include:</p> <ul style="list-style-type: none"> ● Co-ordinate and develop, in consultation with young people, an offer of positive activities to young people across the borough. ● Assist partners, particularly the voluntary and community sector, to adapt to a changing funding landscape and to ensure continued delivery of a range of provision to children and young people. ● Provide an opportunity for children and young people to have a voice and be involved in service ● design through delivery of engagement events in partnership with groups including the Youth Council and young tenants ● Implement the feedback from the Face2Facebook young people’s communications consultation ● Deliver initiatives such as awards ceremonies and celebratory events to ensure that children and young people’s contribution to our local community is recognised
<p>LEICESTERSHIRE LOCAL TRANSPORT PLAN (LTP3) 2011-2026</p>	<p>The Local Transport Plans (LTPs) for Leicestershire hopes to reduce traffic problems in sustainable ways, by developing transport measures, such as facilities for public transport, walking and cycling and necessary highway schemes.</p> <p>There are 6 goals identified in the plan of which the most relevant to this study in respect of encouraging active and sustainable travel are:</p> <p>Goal 3: A transport system that helps to reduce the carbon footprint of Leicestershire</p>



STRATEGY	SUMMARY OF KEY ISSUES/PRIORITIES
	<p>Outcome: The negative impact of our transport system on the environment and individuals is reduced More people walk, cycle and use public transport as part of their daily journeys, including to access key services</p> <p>Actions:</p> <ul style="list-style-type: none"> ● Work through the planning system to seek to reduce the need to travel ● Improve the quality of the walking, cycling and public transport services, facilities and infrastructure on offer across the County ● Increase our efforts to influence travel choices and raise the awareness of residents and businesses about the impacts of their travel behaviour on their environment, their health and their quality of life <p>Goal 4: An accessible and integrated transport system that helps promote equality of opportunity for all our residents. Improving the connectivity and accessibility of our transport system</p> <p>Outcome: More people walk, cycle and use public transport as part of their daily journeys, including to access key services. Effective and integrated public and community transport provision, including targeted and innovative travel solutions that meet the essential transport needs of Leicestershire residents.</p> <p>Actions:</p> <ul style="list-style-type: none"> ● Continue to improve the overall accessibility and connectivity of our existing transport system ● Continue to try and increase resident and business awareness, and use, of other alternative modes of transport to help solve accessibility and connectivity problems ● Work through the planning system to co-ordinate land use and transportation planning with the aim that development is located in accessible locations with appropriate improvements for walking, cycling and public transport ● Address issues associated with the fear of crime that may prevent people from walking, cycling and using public transport more <p>Issues to be considered in Charnwood include;</p>



STRATEGY	SUMMARY OF KEY ISSUES/PRIORITIES
	<ul style="list-style-type: none"> ● Congestion on key routes into Leicester and Loughborough, with focus on completing the cycle route network and better bus stops on main routes. ● A 16% increase in cycling trips. Despite these increases above targets significant barriers remain with busy roads, poor surfaces, bad weather and a perception other road users do not give adequate consideration to cyclists.
<p>LEICESTERSHIRE AND RUTLAND SPORT STRATEGY FOR SPORT AND PHYSICAL ACTIVITY 2017-21</p>	<p>At County level this Strategy identifies one headline vision- 'Leicestershire, Leicester and Rutland the most sporting and physically active place in England by 2025'.</p> <p>Leicester-Shire and Rutland Sport (LRS) is currently refreshing its Physical Activity and Sport Strategy (2017-2021) and the emerging ambitions for Leicestershire, Leicester and Rutland are to:</p> <ul style="list-style-type: none"> ● Start Active: Everyone across the lifecourse has an Active Start to participation in physical activity and sport ● Stay Active: Support people to have resilient habits towards physical activity and sport, to ensuring lifelong participation ● Active Places: Our urban and rural environment, leisure settings and home environments become enablers of an active lifestyle and provide a quality experience for all ● Active Economy: LLR to be the premier high performing location for the business of physical activity and sport



MARKET SEGMENTATION PROFILES

Sport England has developed nineteen sporting segments to provide a better understanding of people's attitudes to sport, their motivations and barriers. The key data sources were the Department of Culture, Media and Sport (DCMS), 'Taking Part' survey and Active People. Further data was added from Experian Mosaic databases. Population data is used for people aged 18 and over.

The segmentation model consists of 19 segments – each has a distinct sporting behaviour and attitude. A summary of each market segment is provided below.

Sport England Market Segmentations (19 Segments)

NAME	TITLE	DESCRIPTION	TOP THREE PARTICIPATING SPORTS NATIONALLY
BEN	Competitive Male Urbanites	Male (aged 18-25), recent graduates, with a 'work-hard, play-hard' attitude. Most sporty of 19 segments.	Football, Cricket Keep fit/gym, Cycling
JAMIE	Sports Team Drinkers	Young blokes (aged 18-25) enjoying football, pints and pool.	Football, Cricket Keep fit/gym, Athletics
CHLOE	Fitness Class Friends	Young (aged 18-25) image-conscious females keeping fit and trim.	Keep fit/gym, Swimming, Athletics
LEANNE	Supportive Singles	Young (aged 18-25) busy mums and their supportive college mates. Least active segment of her age group.	Keep fit/gym, Swimming, Athletics
HELENA	Career Focused Females	Single professional women, enjoying life in the fast lane (aged 26-45).	Keep fit/gym, Swimming, Cycling



NAME	TITLE	DESCRIPTION	TOP THREE PARTICIPATING SPORTS NATIONALLY
TIM	Settling Down Males	Sporty male professionals (aged 26-45), buying a house and settling down with partner.	Cycling, keep fit/ gym, swimming, football, athletics and golf. Club member and competitive sport. Cycling, keep fit/ gym, swimming, football, golf.
ALISON	Stay at Home Mums	Mums with a comfortable, but busy, lifestyle (aged 36-45).	Keep fit/gym, Swimming, Cycling
JACKIE	Middle England Mums	Mums (aged 36-45) juggling work, family and finance.	Keep fit/gym, Swimming, Cycling
KEV	Pub League Team Mates	Blokes (aged 36-45) who enjoy pub league games and watching live sport.	Keep fit/gym, Football , Cycling
PAULA	Stretched Single Mums	Single mum (aged 26-45) with financial pressures, childcare issues and little time for pleasure.	Keep fit/gym, Swimming, Cycling
PHILIP	Comfortable Mid Life Males	Mid-life professional (aged 46-55), sporty males with older children and more time for themselves.	Cycling, keep fit/ gym, swimming, football, golf.
ELAINE	Empty Nest Career Ladies	Mid-life professionals who have more time for themselves since their children left home (aged 46-55).	Keep fit/gym, swimming, cycling, athletics or running, tennis and badminton.
ROGER & JOY	Early Retirement Couples	Free-time couples nearing the end of their careers (aged 56-65).	Keep fit/gym, swimming, cycling, golf and angling



NAME	TITLE	DESCRIPTION	TOP THREE PARTICIPATING SPORTS NATIONALLY
BRENDA	Older Working Women	Middle aged ladies (aged 46-65), working to make ends meet.	Keep fit/gym, Swimming, Cycling
TERRY	Local 'Old Boys'	Generally inactive older men (aged 56-65), low income and little provision for retirement.	Keep fit/gym, Swimming, Cycling
NORMA	Later Life Ladies	Older ladies (aged 56-65), recently retired, with a basic income to enjoy their lifestyles.	Keep fit/gym, Swimming, Cycling
RALPH & PHYLLIS	Comfortable Retired Couples	Retired couples (aged 66+), enjoying active and comfortable lifestyles.	Keep fit/gym, Swimming, Golf
FRANK	Twilight Year Gents	Retired men (aged 66+) with some pension provision and limited sporting opportunities.	Golf, Keep fit/gym, Bowls
ELSIE & ARNOLD	Retirement Home Singles	Retired singles or widowers (aged 66+), predominantly female, living in sheltered accommodation.	Keep fit/gym, Swimming, Bowls



APPENDIX 6

SPORT ENGLAND FACILITY PLANNING MODEL (FPM) ANALYSIS SPORTS HALLS AND SWIMMING POOLS



APPENDIX 6: SPORT ENGLAND FACILITY PLANNING MODEL (FPM) ANALYSIS SWIMMING
POOLS AND SPORTS HALLS, AND OVERALL SUMMARY



Strategic Assessment of Provision for Swimming Pools for Charnwood Borough Council

Sport England's Facilities Planning Model Report

Date of report
April 2017



Contents

1. Introduction.....	1
2. Swimming Pools Supply	4
3. Demand for Swimming Pools	8
4. Supply and Demand Balance	11
5. Satisfied Demand for Swimmig Pools	13
6. Unmet Demand for Swimming Pools.....	17
7. Used Capacity (how full are the swimming pools?).....	24
8. Local Share of Facilities	30
9. Summary of key findings and conclusions	32
Appendix 1 - Swimming Pools in the Assessment.....	42
Appendix 2 – Model description, Inclusion Criteria and Model Parameters	45



1. Introduction

- 1.1 Charnwood Borough Council is developing an evidence base for indoor sports facilities. The Council has decided to apply the Sport England facility planning model (fpm) to develop an evidence base for the supply, demand and access to swimming pools in 2017 and projected forward to 2036.
- 1.2 This assessment includes the projected growth in population up to 2036 in the Borough based on bespoke population projection data produced by the Council. For the surrounding local authorities which make up the study area ONS population projections have been applied.
- 1.3 The fpm evidence base will be applied by the Council in the strategic planning of provision for swimming pools across the Borough. It will also be used in the Council's Local Plan, for the development of planning policy for swimming pools. Plus helping to secure contributions to part fund the future requirements for swimming pools. The fpm evidence base will also be used to help shape and inform the emerging Charnwood Borough Council Leisure Facilities Strategy.
- 1.4 In the fpm work there are three assessments (known as runs) and these also include committed changes in swimming pools provision in the neighbouring authorities, which have been notified to Charnwood Council, and which will impact on the supply, demand and access to swimming pools in the Borough.
- 1.5 This report sets out the findings from this fpm assessment. The fpm modelling runs are:
 - Run 1 – supply, demand and access to swimming pools based on the population in Charnwood Borough and the neighbouring authorities in 2017
 - Run 2 – supply, demand and access to swimming pools in 2036, based on the projected change in population 2017 – 2036 in Charnwood Borough and applying bespoke population projections. ONS population projections are applied to the neighbouring local authorities.
 - Run 2 also tests
 - a. the impact of the closure of the Hermitage Leisure Centre swimming pool in NW Leicestershire and opening a new 25m x 8 lane swimming pool in Coalville in 2022
 - Run 3 – supply, demand and access to swimming pools, as in run 2, but also including the closure of two swimming pools on education sites: these being Charnwood Community College a 25m x 4 lane pool; and Hind Leys Specialist College also a 25m x 4 lane pool but of smaller lane width

The study area

- 1.6 Customers of swimming pools, do not constrain their usage to particular local authorities and whilst there are management and pricing incentives for customers to use sports facilities located in the area in which they live, there are some big determinants as to which swimming pools people will choose to use.



- 1.7 These are based on: the age and the quality of the swimming pool. A modern pool with modern changing accommodation and possibly a health suite, will have more appeal than an older single swimming pool site. The quality of the pool is of increasing importance to customers. Other draw factors are other facilities on the pool site, such as a gym and or studios which means participants can also undertake other activities.
- 1.8 Given these reasons which influence which pools people chose to use, it is important to assess the supply, demand and access to swimming pools based on their locations and catchment area. This includes pools across Charnwood and in the neighbouring local authorities to Charnwood Borough.
- 1.9 The nearest facility for some Charnwood residents may be outside the authority (known as exported demand) and for some residents of neighbouring authorities their nearest swimming pool could be in Charnwood (known as imported demand).
- 1.10 To take account of these impacts a study area is established which places Charnwood at the centre of the study and includes all the neighbouring authorities to Charnwood Borough. The study assesses the impact of the catchment area of the swimming pools in this study area and how demand is distributed across the study area and across boundaries. A map of the study area is set out below. (Note: there are no swimming pools in Blaby District where the catchment area extends into Charnwood)

Map 1.1: Study area map for the Charnwood Borough Council swimming pools study





Report structure, content and sequence

- 1.11 The findings for Charnwood for runs 1 - 3 for 2017 and 2036 are set out in a series of tables this allows a “read across” to see the changes that occur for each entry in the tables. The headings for each table are: total supply; total demand; supply and demand balance; satisfied demand; unmet demand; used capacity (how full the facilities are); and local share. A definition of each heading is set out at the start of the reporting.
- 1.12 Following each table is a commentary on the key findings. Where valid to do so, comparisons are made on the findings in the neighbouring authorities. Maps to support the findings on, swimming pool locations, total demand, unmet demand, drive time and walking catchment areas, imported and exported demand and local share of swimming pools are also included.
- 1.13 A summary of key findings and conclusions are set out at the end of the main report.
- 1.14 Appendix 1 lists the swimming pools included in the assessment. Appendix 2 is a description of the facility planning model and its parameters.



2. Swimming Pools Supply

Total Supply

Table 2.1: Swimming Pools Supply Charnwood 2017 - 2036

Charnwood	RUN 1	RUN 2	RUN 3
Total Supply	2017	2036	2036
Number of pools	10.	10.	8.
Number of pool sites	9.	9.	7.
Supply of total water space in sq m	2,323.	2,323.	1,860.
Supply of water space in sq m, scaled by hours available in the pp	1,696.	1,696.	1,424.
Supply of total water space in visits per week peak period	14,706.	14,706.	12,350.
Water space per 1,000 population	13.	11.	9.

- 2.1 Definition of supply – this is the supply or capacity of the swimming pools which are available for public and club use in the weekly peak period. The supply is expressed in number of visits that a swimming pool can accommodate in the weekly peak period and in sq metres of water.
- 2.2 In runs 1 and 2 there are 10 swimming pools on 9 pool sites in Charnwood. In terms of sq metres of water, this equates to a total supply of 2,323 sq metres of water. The supply available for community use is 1,696 sq metres of water. The difference between the total supply and the effective supply for community use of 627 sq metres of water, is because of the variable amount of hours for community use at the education swimming pool sites. The impact of this difference is reviewed under the used capacity heading.
- 2.3 In run 3, the closure of the Charnwood Community College swimming pool and the Hind Leys College pool site means there are 8 swimming pools on 7 pool sites in Charnwood in 2036. A list of the swimming pools included in runs 1 – 3 and with the changes in NW Leicestershire is set out in Table 2.2. Appendix 1 contains a list of all the swimming pools included in the study area.

Table 2.2: Runs 1 – 3 Swimming Pool Supply Charnwood and NW Leicestershire Changes

Name of Site	Type	Area	Site Year Built	Site Year Refurb	Car % Demand	Public Tran % Demand	Walk % Demand
CHARNWOOD RUNS 1 & 2					78%	6%	16%
CHARNWOOD COMMUNITY COLLEGE	Main/General	250	1952	1993	60%	5%	35%
HIND LEYS COLLEGE	Main/General	213	1976		67%	4%	28%
LOUGHBOROUGH GRAMMAR SCHOOL	Main/General	204	1955		71%	6%	22%
LOUGHBOROUGH LEISURE CENTRE	Main/General	313	1975	2013	74%	7%	20%



Name of Site	Type	Area	Site Year Built	Site Year Refurb	Car % Demand	Public Tran % Demand	Walk % Demand
LOUGHBOROUGH LEISURE CENTRE	Teaching/Learner	170					
LOUGHBOROUGH UNIVERSITY	Main/General	250	2002		73%	6%	21%
RATCLIFFE COLLEGE	Main/General	200	1975	2015	91%	7%	2%
SOAR VALLEY LEISURE CENTRE	Main/General	213	2004		84%	7%	9%
SOUTH CHARNWOOD LEISURE CENTRE	Main/General	263	1987	2009	85%	6%	9%
WELBECK DEFENCE SIXTH FORM COLLEGE	Main/General	250	2005		91%	7%	2%
NW LEICESTERSHIRE RUN 1							
HERMITAGE LEISURE CENTRE	Main/General	313	1981		84%	8%	8%
NW LEICESTERSHIRE RUN 2 POOL CHANGE							
COALVILLE POOL	Main/General	425	2022		85%	15%	89%
CHARNWOOD RUN 3							
LOUGHBOROUGH GRAMMAR SCHOOL	Main/General	204	1955		73%	7%	20%
LOUGHBOROUGH LEISURE CENTRE	Main/General	313	1975	2013	74%	7%	18%
LOUGHBOROUGH LEISURE CENTRE	Teaching/Learner	170					
LOUGHBOROUGH UNIVERSITY	Main/General	250	2002		75%	7%	17%
RATCLIFFE COLLEGE	Main/General	200	1975	2015	90%	7%	3%
SOAR VALLEY LEISURE CENTRE	Main/General	213	2004		86%	7%	6%
SOUTH CHARNWOOD LEISURE CENTRE	Main/General	263	1987	2009	85%	7%	8%
WELBECK DEFENCE SIXTH FORM COLLEGE	Main/General	250	2005		91%	8%	1%

- 2.4 All the swimming pool sites have a main pool and there is an extensive teaching/learner pool at Loughborough Leisure Centre. There is a 25m x 6 lane pool at Loughborough Leisure Centre and there are then 5 swimming pool sites which have a 25m x 4 lane pool. There are also 2 further sites which have a main pool of 204 sq metres of water at Loughborough Grammar School and 200 sq metres of water at Ratcliff College. (Note: for context a 25m x 4 lane pool is between 210 – 250 sq metres of water, depending on lane width). The Loughborough University swimming pool of 50m x 8 lanes has been reduced in scale to a 25m x 4 lane pool to reflect the level of access for community use.
- 2.5 In run 3 in 2036 the supply is reduced to the eight pools on seven sites with the omission of the Charnwood Community College pool 25m x 4 lanes and the Hind Leys College pool also 25m x 4 lanes.



- 2.6 Excluding Charnwood Community College and Hind Leys College pools, the average age of the Charnwood swimming pool sites is 31 years. The oldest pool is Loughborough Grammar School pool which opened in 1955. The next pools to open were both in 1975 at Loughborough Leisure Centre (modernised in 2013) and Ratcliff College (modernised in 2015). South Charnwood Leisure Centre opened in 1987 (modernised in 2009) and there were no pool openings in the 1990's. In the 2000 decade three pools opened, the Loughborough University pool in 2002, Soar Valley Leisure Centre in 2004 and Welbeck Defence Sixth Form College pool in 2005, which is the most recent swimming pool in Charnwood. The three venues which opened in the 1970's -1980's have been modernised.
- 2.7 Based on a measure of water space per 1,000 population, Charnwood has 12.9 sq metres of water per 1,000 population in 2017. Based on the projected growth in population to 2036 there is 10.9 sq metres of water per 1,000 population in 2036.
- 2.8 The impact of the option to close the Charnwood Community College pool and the Hind Leys College pool is to reduce water space per 1,000 population to 8.8 sq metres of water in 2036.
- 2.9 Charnwood is mid table in relation to water space per 1,000 population in the neighbouring authorities. The highest supply in 2017 is in Rushcliffe – who opened the new Rushcliffe Arena pool site in 2017 – with 20 sq metres of water per 1,000 population. North West Leicestershire has 19.8 sq metres of water per 1,000 population in 2017 and Melton has 14.1 sq metres of water per 1,000 population.
- 2.10 Supply is lower than Charnwood in Hinckley and Bosworth with 9.1 sq metres of water per 1,000 population, Harborough with 10.4 sq metres of water and Leicester City with 10.8 sq metres of water per 1,000 population.
- 2.11 The supply for East Midlands Region and England wide in 2017 is 12 sq metres of water per 1,000 population.
- 2.12 The purpose of setting these findings out is to simply provide a measure of provision which can be compared with the neighbouring authorities, based on current population. The required provision of swimming pools in Charnwood will be based on the supply and demand assessment.

Table 2.3: Water space per 1,000 population for all authorities in the study area 2017 and 2036

Water space per 1,000 population	RUN 1	RUN 2	RUN 3
Study Area	2017	2036	2036
Charnwood	12.9	10.9	8.8
Leicester	10.8	9.5	9.5
Harborough	10.4	9.1	9.1
Hinckley & Bosworth	9.1	8.2	8.2
Melton	14.1	12.7	12.7
North West Leicestershire	19.8	18.9	18.9
Rushcliffe	20.0	17.7	17.7



Swimming pool locations

- 2.13 Map 2.1 overleaf shows the location of the swimming pools in Charnwood in run 1 for 2017, so the current provision, before the option to close Charnwood Community College and Hind Leys College pools.
- 2.14 The swimming pool locations and catchment areas are important in determining the amount of demand which is inside and outside the catchment area of each site. If there is significant unmet demand outside catchment it is important to identify the scale and location. (Set out under the satisfied and unmet demand headings).
- 2.15 Of note is the absence of swimming pool sites close to the Charnwood boundary in 4 of the neighbouring authorities. Only in Leicester and to a lesser extent in NW Leicestershire are there pools located close to the Charnwood boundary. This suggest that apart from Leicester, there may not be a lot of export of the Charnwood demand to pools in neighbouring authorities, or, vice versa import of swimming demand from neighbouring authorities into Charnwood.

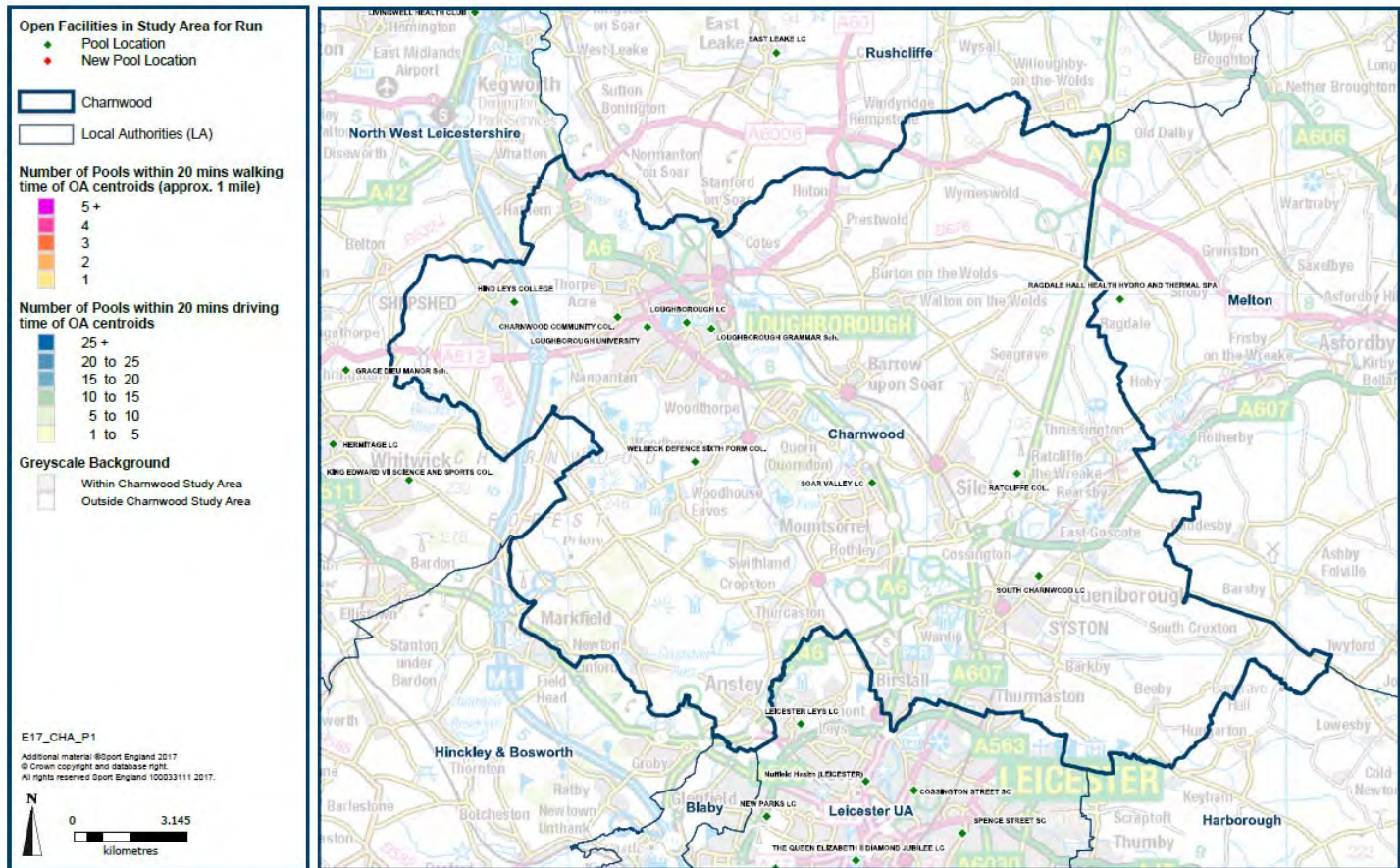


Map 2.1: Run 1 Location of swimming pools in Charnwood 2017



Facility Planning Model - Pools Catchments for Charnwood
Run 1: Baseline Position (2017 Demand)

Catchments shown thematically (colours) at output area level expressed as the number of Pools within 20 minutes travel time of output area centroid.





3. Demand for Swimming Pools

Table 3.1: Demand for swimming pools Charnwood 2017 - 2036

Charnwood	RUN 1	RUN 2	RUN 3
Total Demand	2017	2036	2036
Population	180,286.	212,306.	212,306.
Swims demanded – visits per week peak period	11,493.	13,076.	13,076.
Equivalent in water space – with comfort factor included	1,907.	2,170.	2,170.
% of population without access to a car	17.4	17.4	17.4

- 3.1 Definition of total demand – it represents the total demand for swimming pools by both genders and for 14 five-year age bands from 0 to 65+. This is calculated as the percentage of each age band/gender that participates. This is added to the frequency of participation in each age band/gender, so as to arrive at a total demand figure, which is expressed in visits in the weekly peak period. Total demand is also expressed in sq metres of water.
- 3.2 The population in Charnwood in 2017 is 180,286 people and is projected to be 212,306 people in 2036, a 17.7% increase between the two years. The total demand for swimming by Charnwood residents in 2017 is 11,493 visits in the weekly peak period of weekday evenings and weekend days. This demand equates to 1,907 sq metres of water in the same weekly peak period.
- 3.3 The total demand for swimming is projected to increase to 13,076 visits in the weekly peak period by 2036 in both runs 2 and 3. This is a 13.7% increase in demand for swimming between the two years.
- 3.4 So the 17.7% increase in the population between 2017 – 2036 is generating a 13.7% increase in demand for swimming pools between 2017 -2036. (Appendix 2 sets out the details of the participation rates and frequencies of participation for swimming for both genders and for each age range).
- 3.5 The findings on the percentage of the population who do not have access to a car is set out under total demand and this is 17.4% of the Charnwood population in 2017 and projected to be unchanged in 2036. The East Midlands Region figure is 21.3% and for England it is 24.9% of the population who do not have access to a car, again in both years.
- 3.6 The Charnwood finding illustrates that around a sixth of residents will find it difficult to access a swimming pool, if there is not a venue they can access, within the 15 minute public transport catchment area of a swimming pool, or, the even smaller 20 minutes/1 mile walk to catchment area of a swimming pool.



- 3.7 The data is identifying that in 2017 just under 80% of all visits to swimming pools are by car (20 minutes' drive time catchment) and 81.3% in 2036. Some 13.5% of visits in 2017 are by walkers and 12% in 2036 (20 minutes/1mile walk to catchment area) and just over 6% of visits in both years by public transport (15 minutes catchment area).
- 3.8 The impact of the option to close the Charnwood Community College and Hind Leys College pools does change travel patterns to pools slightly. Travel by car increases by 2.1% to 83.4 % of all visits to pools. Travel by walkers decreases by 2.6% to 9.4% of all visits and travel by public transport increases by 0.5% to 7.3% of all visits to pools.
- 3.9 The run 2 location and scale of demand for swimming pools for the forward projection to 2036 is set out in Map 3.1 overleaf. The amount of demand is set out in 1 kilometre grid squares and is colour coded. Purples squares have values of between 0 – 10 sq metres of water, mid blue is 10 - 20 sq metres of water, light blue is 20 – 30 sq metres of water, green squares are 30 – 40 sq metres of water, sage green squares are 40 – 50 sq metres of water and yellow squares are 50 – 75 sq metres of water..
- 3.10 Most of the squares are-shaded purple or light blue so low values of swimming demand. Also most of the demand not surprisingly is clustered around the swimming pool locations, especially in Loughborough.

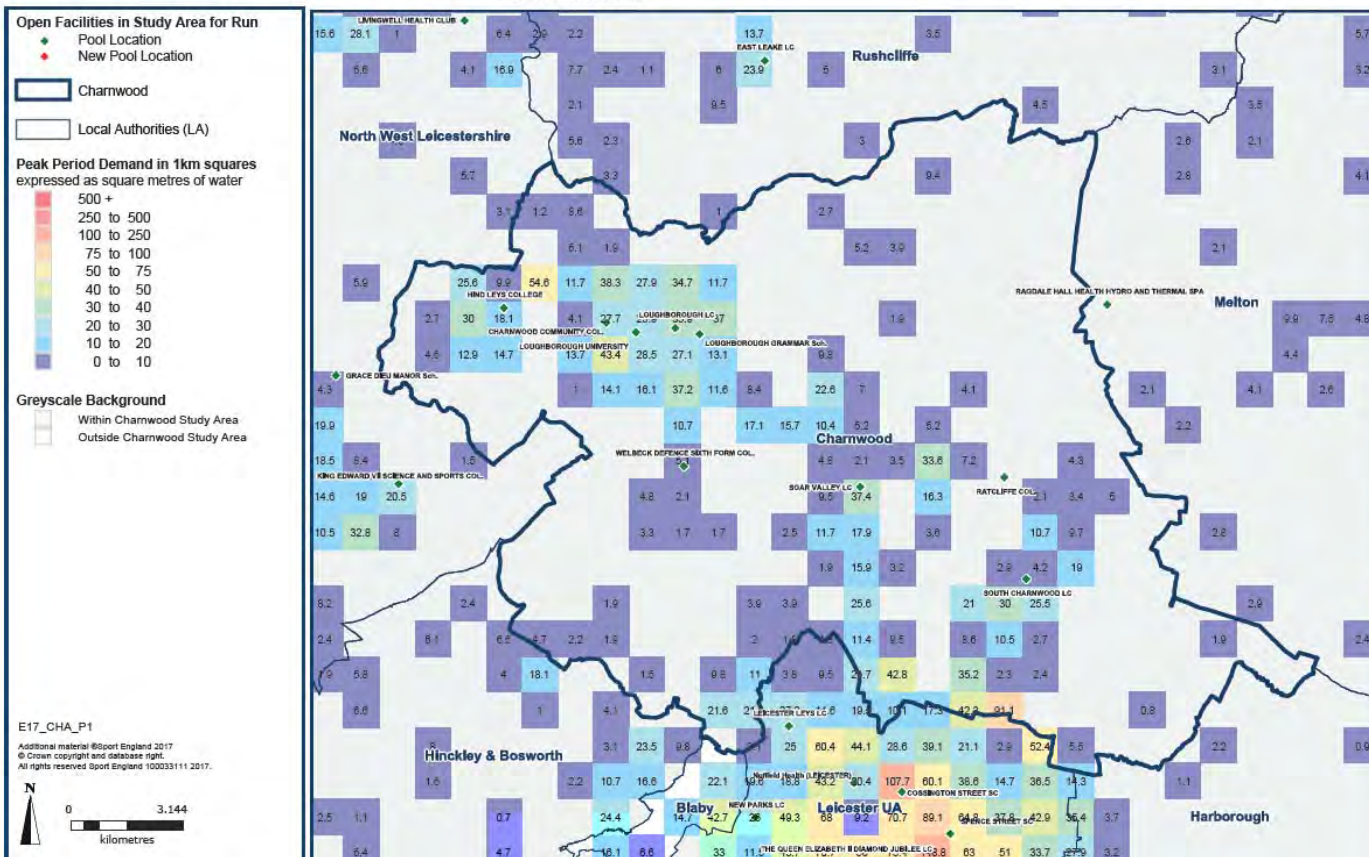


Map 3.1: Run 2 location and scale of demand for swimming pools Charnwood 2036



Facility Planning Model - Pools Demand for Charnwood
Run 2: Scenario 1 (2036 Population)

Peak period demand aggregated at 1km square grid (figure labels) and shown thematically (colours). Peak period demand at 1km square grid level expressed as square metres of water.





4. Supply and Demand Balance for Swimming Pools

Table 4.1: Supply and Demand Balance Charnwood 2017 - 2036

Charnwood	RUN 1	RUN 2	RUN 3
Supply/Demand Balance	2017	2036	2036
Supply - Swimming pool provision (sq m) scaled to take account of hours available for community use	1,696.	1,696.	1,424.
Demand - Swimming pool provision (sq m) taking into account a 'comfort' factor	1,907.	2,170.	2,170.
Supply / Demand balance - Variation in sq m of provision available compared to minimum required to meet demand.	-211.	-474.	-746.

- 4.1 Definition of supply and demand balance – supply and demand balance compares total demand generated within Charnwood for swimming pools with the total supply of swimming pools within Charnwood. It therefore represents an assumption that ALL the demand for swimming pools in Charnwood is met by ALL the supply of swimming pool in Charnwood (Note: it does exactly the same for the other local authorities in the study area).
- 4.2 In short, supply and demand balance is NOT based on the swimming pools locations and catchment areas extending into other authorities. Nor, the catchment areas of swimming pools in neighbouring authorities extending into Charnwood. Most importantly supply and demand balance does NOT take into account the propensity/reasons for residents using facilities outside their own authority.
- 4.3 The more detailed modelling based on the CATCHMENT AREAS of swimming pools across local authority boundaries is set out under the Satisfied Demand, Unmet Demand and Used Capacity headings.
- 4.4 The reason for presenting the supply and demand balance is because some local authorities like to see how THEIR total supply of swimming pools compares with THEIR total demand for swimming pools. Supply and demand balance presents this comparison.
- 4.5 When looking at this closed assessment, the Charnwood supply of swimming pools in 2017 for community use is 1,696 sq metres of water. This is unchanged in run 2 for 2036 and in run 3 with the option to close the Charnwood Community College Pool and the Hind Leys College pool then the supply is reduced to 1,424 sq metres of water in 2036.
- 4.6 The Charnwood demand for swimming pools is for 1,907 sq metres of water in 2017. This increases to 2,170 sq metres by 2036 in both runs 2 and 3, resulting from the increase in demand from population growth.



- 4.7 So there is a negative supply and demand balance of demand exceeding supply in all three runs. This is by 211 sq metres of water in 2017, increasing to 474 sq metres of water in run 2 in 2036. It increases further to 746 sq metres of water in run 3 with the option to close the Charnwood Community College and the Hind Leys College pools. (For context a 25m x 4 lane pool is between 210 – 250 sq metres of water, depending on lane width).
- 4.8 To repeat however, this is the closed assessment and the findings for the interaction of supply, demand and access to swimming pools halls inside and outside Charnwood and based on the catchment areas of swimming pools needs to be set out. This will establish how much of the Charnwood demand for swimming can be met, how much unmet demand there is and where it is located.
- 4.9 The supply and demand balance findings for Charnwood and the neighbouring authorities is set out in Table 4.2 below. There are negative balances in three of the neighbouring authorities in both years, with Leicester having the highest negative balance at 430 sq metres of water in 2017 and 868 sq metres of water in 2036.
- 4.10 There are positive supply and demand balances in three authorities, with a very high positive balance of 905 sq metres of water in Rushcliffe in 2017 but reducing to 654 sq metres of water in 2036.

Table 4.2: Runs 1 - 3 Supply and demand balance for all authorities in the study area 2017 and 2036.

Supply / Demand balance - Variation in sq m of provision available compared to the minimum required to meet demand.	RUN 1	RUN 2	RUN 3
Study area	2017	2036	2036
Charnwood	-211.2	-474.0	-745.7
Leicester	-430.4	-868.1	-868.1
Harborough	-184.7	-256.9	-256.9
Hinckley & Bosworth	-301.9	-378.7	-378.7
Melton	149.8	122.8	122.8
North West Leicestershire	597.0	654.1	654.1
Rushcliffe	905.5	804.0	804.0



5. Satisfied Demand for Swimming Pools

Table 5.1: Satisfied demand for swimming pools Charnwood 2017 - 2036

Charnwood	RUN 1	RUN 2	RUN 3
Satisfied Demand	2017	2036	2036
Total number of visits which are met visits per week peak period	11,048.	12,448.	12,296.
% of total demand satisfied	96.1	95.2	94.
% of demand satisfied who travelled by car	79.9	81.3	83.4
% of demand satisfied who travelled by foot	13.5	12.	9.4
% of demand satisfied who travelled by public transport	6.5	6.8	7.3
Demand Retained visits per week peak period	8,024.	8,870.	8,303.
Demand Retained -as a % of Satisfied Demand	72.6	71.3	67.5
Demand Exported visits per week peak period	3,023.	3,579.	3,994.
Demand Exported -as a % of Satisfied Demand	27.4	28.8	32.5

- 5.1 Definition of satisfied demand – it represents the proportion of total demand that is met by the capacity at the swimming pools from residents who live within the driving, walking or public transport catchment area of a swimming pool.
- 5.2 The level of satisfied demand is very high in all three runs. The finding is that 96.1% of the Charnwood total demand for swimming pools can be met in 2017. The impact of the increase in demand for swimming from population growth, is to reduce satisfied demand by less than 1% to 95.2% of total demand for swimming in run 2 in 2036.
- 5.3 The option to close the Charnwood Community College and Hind Leys College swimming pools is limited on its satisfied demand impact. It is to reduce satisfied demand by a further 1.2% to 94% of total demand for swimming being met in 2036.
- 5.4 However in all three runs over 90% of the Charnwood total demand for swimming pools is located inside the catchment area of a pool site. Plus there is enough capacity at the swimming pools to meet this very high level of satisfied demand.
- 5.5 The level of satisfied demand for the other authorities in the study area is set out in Table 5.2 overleaf. All authorities except Melton have a total satisfied demand level of over 90% of total demand being met in both years. Whilst in Melton it is 89% of total demand being satisfied demand.
- 5.6 As in Charnwood, the impact of population growth and increases in demand for swimming between 2017 and 2036 is reducing the level of satisfied demand by around 1% or less. So across the whole of the study area, the swimming pool supply is extensive and the capacity is such that over nine out of ten visits to a pool can be met in both years.



Table 5.2: Runs 1 – 3 satisfied demand for swimming pools for all authorities in the study area 2017 and 2036

% of total demand satisfied	RUN 1	RUN 2	RUN 3
Study Area	2017	2036	2036
Charnwood	96.1	95.2	94.0
Leicester UA	95.2	94.3	94.3
Harborough	92.0	91.8	91.8
Hinckley & Bosworth	92.9	92.4	92.4
Melton	89.8	89.8	89.8
North West Leicestershire	93.2	93.4	93.3
Rushcliffe	95.4	95.4	95.4

- 5.7 Car travel is the dominate travel mode to swimming pools by Charnwood residents (20 minutes' drive time catchment area), with just under 80% of all visits in 2017 and projected to be 81.3 in 2036 and then 83.4% with the option to close Charnwood Community College pool and Hind Leys College pool.
- 5.8 The percentage of visits to sports halls by walkers (20 minutes/1mile catchment area) is 13.5% in 2017 and 12% in 2036 for run 2 and then 9.4% in run 3. So the closure option of the 2 pools does reduce by 2.6% the percentage of Charnwood residents who walk to access a pool.
- 5.9 The percentage of visits by public transport (15 minutes catchment area), is 6.5% of all visits in 2017 and projected to be 6.8% in run 2 in 2036 and 7.3% in run 3.

Retained demand

- 5.10 There is a sub set of the satisfied demand findings which are about how much of the Charnwood demand for swimming pools is retained within the Borough. This is based on the catchment area of swimming pools and residents using the nearest pool to where they live - known as retained demand.
- 5.11 Retained demand is 72.6% of the Charnwood total satisfied demand in 2017. It is projected to be 71.3% in run 2 in 2036 and then decreasing to 67.5% in run 3 with the 2 pool closure option.
- 5.12 So a high level of retained demand at over seven out of ten visits to a pool by Charnwood residents being met at a pool located in the Borough. The scale of retained demand is reduced by 3.8% in run 3 with the option to close the two pools.
- 5.13 Overall, the increase in demand from population growth between 2017 and 2036 and the location of the residential development, only creates a very small fall in the Charnwood demand for swimming pools which is retained within the Borough.



Exported demand

- 5.14 The residual of satisfied demand, after retained demand is exported demand. In run 1 the finding is that 27.4% of the Charnwood satisfied demand is being exported. It increases slightly to 28.8% of the Charnwood demand being exported and met outside the authority by 2036. The 2 pool closure option as already set out, does reduce accessibility to pools for Charnwood residents and exported demand in run 3 increases to 32.5% of the total Charnwood satisfied demand for swimming.
- 5.15 The destination and scale of the Charnwood exported demand for 2036 is set out in Map 5.1 below and this is for run 2 in 2036. The yellow chevron represents the number of visits which are exported and met in neighbouring authorities.
- 5.16 The vast majority of the exported demand goes to Leicester City at 2,483 visits or 76.3% of the total Charnwood demand for swimming pools which is exported. This is not a surprising finding given the pools location map (Map 2.1) which shows six pools located close to the Charnwood boundary. The catchment area of many of these venues will extend into Charnwood and the pools will be accessible to Charnwood residents.
- 5.17 After Leicester, there are 446 visits exported to NW Leicestershire in 2036, which is 13.7% of the total Charnwood demand for swimming pools which is exported in 2036. There are then very small amounts of exported demand at 154 visits (4.7%) to Melton, followed by 152 visits exported to Rushcliffe (4.6%) and just 11 visits and 8 visits exported to Hinckley and Bosworth and Harborough respectively in 2036.
- 5.18 In run 2 in 2036, Charnwood is retaining 8,870 visits in the weekly peak period at swimming pools located in the Borough.

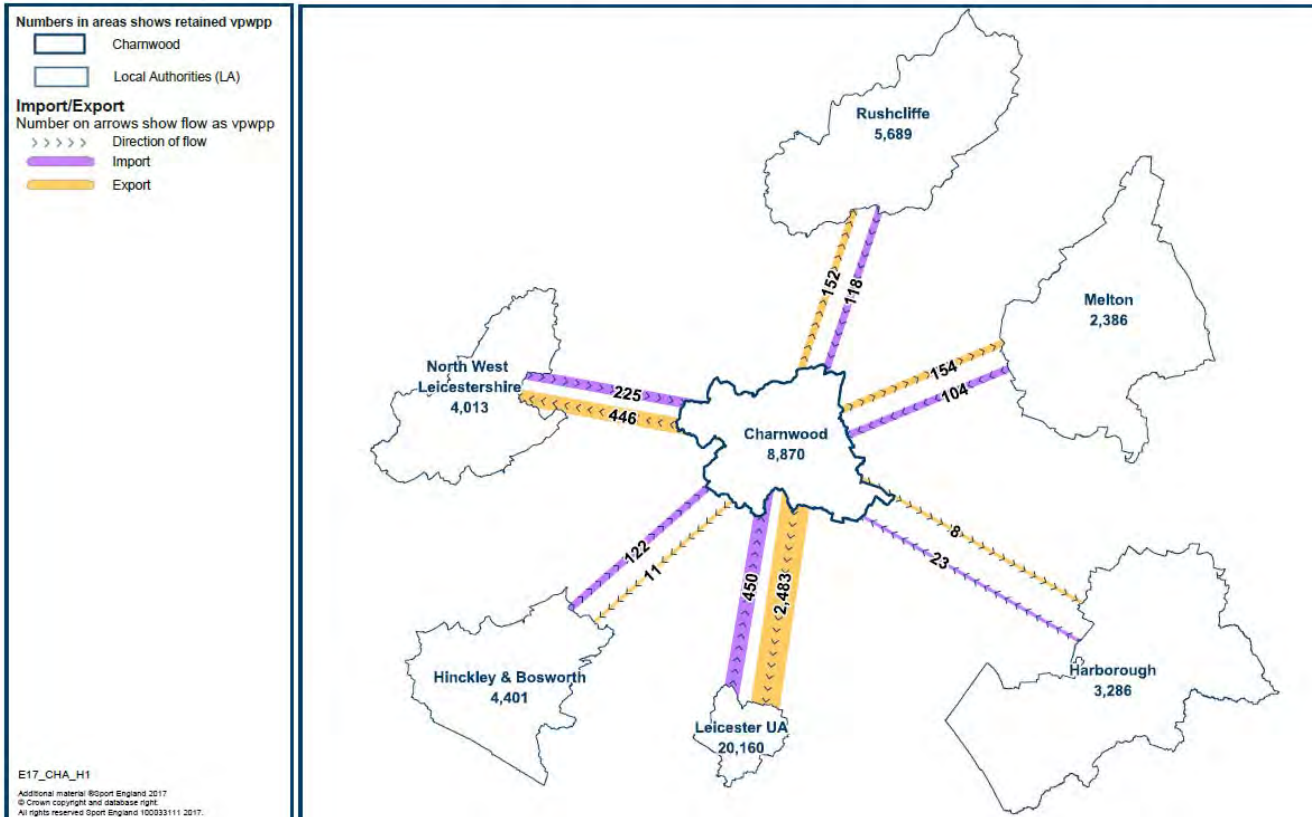


Map 5.1: Run 2 Export of Charnwood satisfied demand for swimming pools 2036



Facility Planning Model - Pools Import/Export for Charnwood
Run 2: Scenario 1 (2036 Population)

Imported and exported demand between study area and surrounding local authorities shown thematically (size of lines) as visits per week in the peak period.





6. Unmet Demand for Swimming Pools

Table 6.1: Unmet demand for swimming pools Charnwood 2017 - 2036

Charnwood	RUN 1	RUN 2	RUN 3
Unmet Demand	2017	2036	2036
Total number of visits in the peak, not currently being met visits per week peak period	445.	628.	780.
Unmet demand as a % of total demand	3.9	4.8	6.
Equivalent in Water space m2 - with comfort factor	74.	104.	129.
% of Unmet Demand due to:			
Lack of Capacity -	1.2	5.7	7.5
Outside Catchment -	98.9	94.3	92.5
Outside Catchment:	98.9	94.3	92.5
% of Unmet demand who do not have access to a car	85.3	82.	80.9
% of Unmet demand who have access to a car	13.6	12.4	11.7
Lack of Capacity:	1.2	5.7	7.5
% of Unmet demand who do not have access to a car	0.9	4.1	5.7
% of Unmet demand who have access to a car	0.3	1.5	1.8

- 6.1 The unmet demand definition has two parts to it - demand for swimming pools which cannot be met because (1) there is too much demand for any particular pool within its catchment area; or (2) the demand is located outside the catchment area of a pool and is then classified as unmet demand.
- 6.2 Unmet demand in run 1 for 2017 is just 3.9% of total demand and which equates to just over 74 sq metres of water – so a very low level of unmet demand in Charnwood in 2017.
- 6.3 Unmet demand in run 2 for 2036 is only slightly higher, at 4.8% of total demand and 104 sq metres of water. The 2 pool closure option is to increase unmet demand to 6% of total demand and which represents 129 sq metres of water.
- 6.4 In terms of the types of unmet demand, 99% in 2017 is from definition 2, demand located outside the catchment area of a pool. This decreases slightly to 94% in 2036 and to 92.5% in run 3, with the option to close the two pools.
- 6.5 Unmet demand outside catchment will always exist because it is not possible to get complete geographic coverage, whereby all areas of an authority are inside the catchment area of a swimming pool.
- 6.6 In summary, unmet demand increases only very slightly between the two years. In large part this is because the number, location and catchment area of the pools both inside and outside Charnwood is providing very good access to pools for Charnwood residents.



- 6.7 The findings on unmet demand can be set out by what is termed aggregated unmet demand for swimming pools. This assessment identifies the total unmet demand in one kilometre grid squares across Charnwood in units of sq metres of water. It aggregates the total unmet demand in each one kilometre grid square.
- 6.8 This process allows identification of how unmet demand varies across Charnwood and if there are any clusters of unmet demand. This is set out in Map 6.1 for run 2. In this run the total unmet demand is only 104 sq metres of water.
- 6.9 The amount of unmet demand in each square is colour coded. Purple squares have aggregated unmet demand of between 0 – 10 sq metres of water, Light blue squares are 10 – 20 sq metres of water, turquoise squares have a value of between 20 – 30 sq metres of water, green squares are 30 – 40 sq metres of water, whilst lime green squares are 40 – 50 sq metres of water, and yellow squares are 50 – 75 sq metres of water.
- 6.10 Aggregated unmet demand is highest in the south of the Borough in the Birstall area where aggregated unmet demand is between 40 – 49 sq metres of water. Then in and around Loughborough where there is aggregated unmet demand of between 30 – 47 sq metres of water.
- 6.11 It may appear contradictory to say there is unmet demand from lack of access where there are the most pool locations. The model does not however have the detailed data on walking routes to pools and maps the walk to catchment area of pools based on the output areas of the pool locations. It then plots the unmet demand in each output area that is outside the walking catchment area of pools.
- 6.12 The key finding is that aggregated unmet demand from lack of access to pools is in low values across the Borough. It is insufficient to consider additional swimming pools provision based on trying to increase access to pools.
- 6.13 Unmet demand in the neighbouring authorities is also quite low and is lowest in Charnwood in 2017. It ranges from 4.6% of total demand in Rushcliffe in 2017 and is unchanged in 2036, to 10.2% in Melton and which is also unchanged between the years. The findings for all the authorities is set out in Table 6.2 below.

Table 6.2: Unmet demand for swimming pools for all authorities in the study areas 2017 – 2036.

Unmet demand as a % of total demand	RUN 1	RUN 2	RUN 3
Study Area	2017	2036	2036
Charnwood	3.9	4.8	6.0
Leicester UA	4.8	5.7	5.8
Harborough	8.0	8.2	8.2
Hinckley & Bosworth	7.1	7.6	7.6
Melton	10.2	10.2	10.2
North West Leicestershire	6.8	6.6	6.7
Rushcliffe	4.6	4.6	4.6



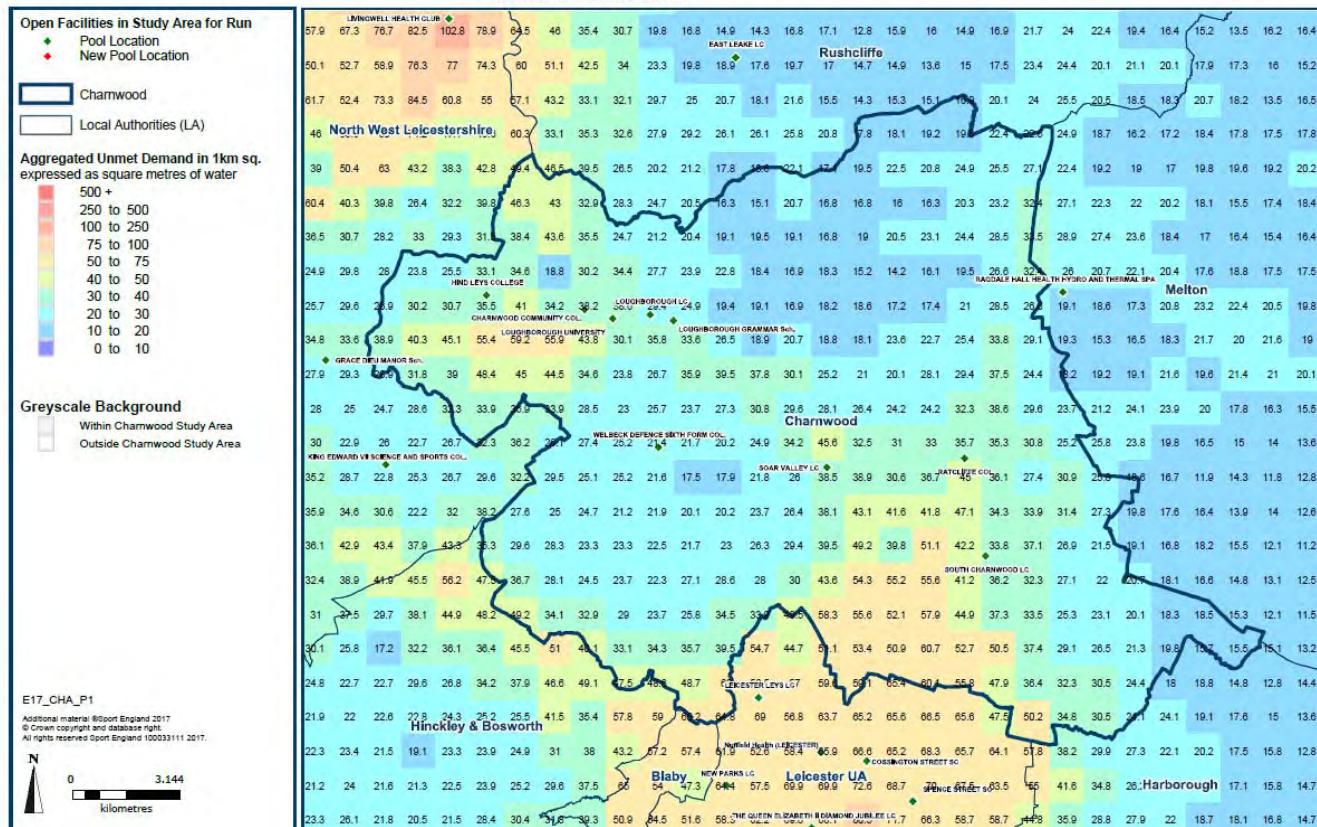
CHARNWOOD BOROUGH COUNCIL INDOOR FACILITY STRATEGY

Map 6.1: Run 2 aggregated unmet demand for swimming pools Charnwood 2036



Facility Planning Model - Pools Aggregated Unmet Demand for Charnwood Run 2: Scenario 1 (2036 Population)

Aggregated unmet demand aggregated at 1km square grid (figure labels) and shown thematically (colours). Aggregated unmet demand at 1km square grid level expressed as square metres of water.





- 6.14 To provide context for how accessible the Charnwood swimming pools are to residents, Map 6.2 below illustrates the number of swimming pools Charnwood residents can access based on the 20 minutes' drive time catchment area of the pool locations for pools in run 2 for 2036.
- 6.15 It is followed by Map 6.3 which shows the slight changes in accessibility from the option to close Charnwood Community College pool and Hind Leys College pool. The maps include swimming pools located both inside and outside the authority and which Charnwood residents can access based on where they live and the drive time catchment area of pool locations.
- 6.16 In the area shaded cream (area in the SE of the Borough), residents have access to between 1 – 5 swimming pools based on the location and drive time catchment area of the pool locations. In the light green areas (NE and SW of the Borough) residents have access to between 5 – 10 pools.
- 6.17 In the darker green areas (centre and SW of the Borough) residents have access to between 10 – 15 swimming pools. Finally access to pools based on the car drive time catchment area is highest in the south of the Borough, shaded blue. Residents in this area have access to between 15 – 20 swimming pools. Access is highest in this area because of the extensive supply of pools in Leicester City and the catchment area of these pools extending into Charnwood.
- 6.18 To repeat, all levels of accessibility are based on where residents live and the 20 minute drive time catchment area of the pool locations. Around 70% of the land area of Charnwood is inside the drive time catchment area of between 10 – 15 swimming pools. This provides good levels of accessibility for residents who travel to pools by car and which is 80% of all visits in 2017, 81% in run 2 and 83.4% in run 3.
- 6.19 Map 6.3 is for run 3 and shows how accessibility changes with the option to close the Charnwood Community College and Hind Leys College pools. In effect, there is an increase in the area shaded light green (access to between 5 – 10 pools) to the North and SW of the Borough, when compared to run 2.
- 6.20 Map 6.4 illustrates the areas of the Borough which are inside the 20 minutes/1mile walking catchment area of the swimming pool locations, this is for run 2 in 2036. In the areas shaded cream residents have access to 1 swimming pool. In the area around Loughborough, shaded orange, residents have access to 2 swimming pools based on the walking catchments of the pool locations.

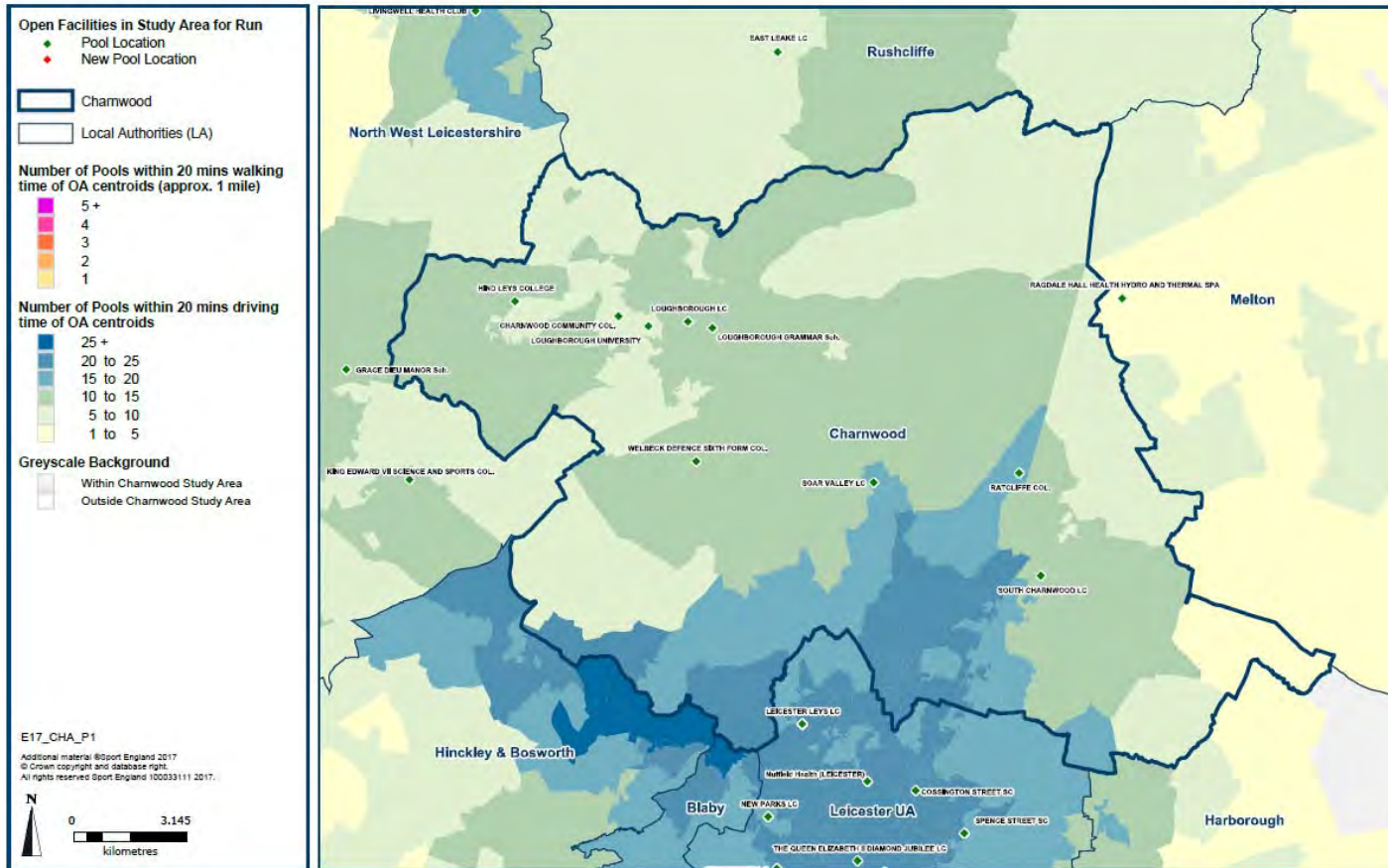


Map 6.2: Run 2 access to swimming pools based on the car travel catchment area of swimming pools Charnwood 2036



Facility Planning Model - Pools Catchments for Charnwood
Run 2: Scenario 1 (2036 Population)

Catchments shown thematically (colours) at output area level expressed as the number of Pools within 20 minutes travel time of output area centroid.



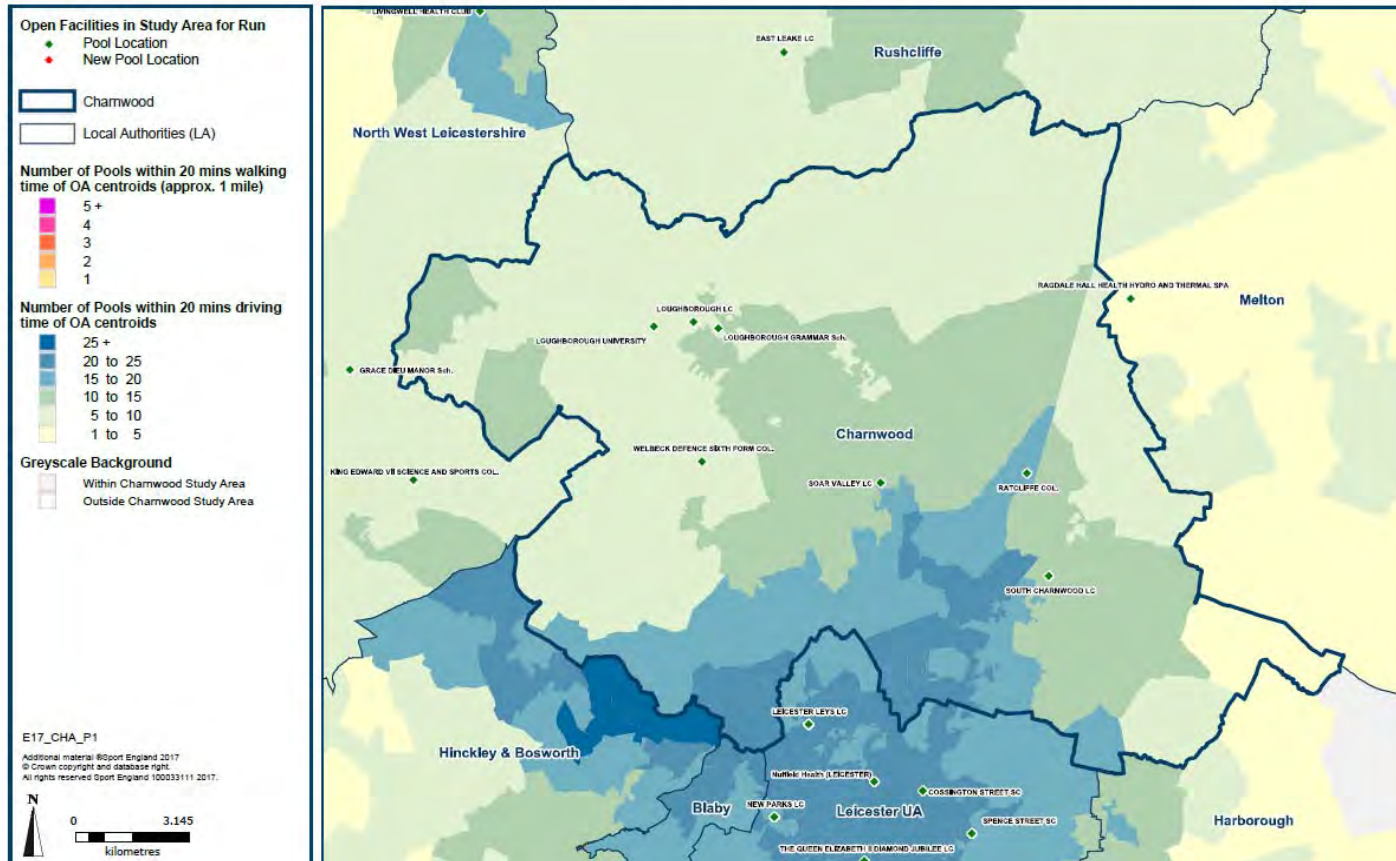


Map 6.3: Run 3 (option to close Charnwood Community College pool and Hind Leys College pool) access to swimming pools based on the car travel catchment area of sports halls Charnwood 2036



Facility Planning Model - Pools Catchments for Charnwood
Run 3: Scenario 2 (2036 Population)

Catchments shown thematically (colours) at output area level expressed as the number of Pools within 20 minutes travel time of output area centroid.





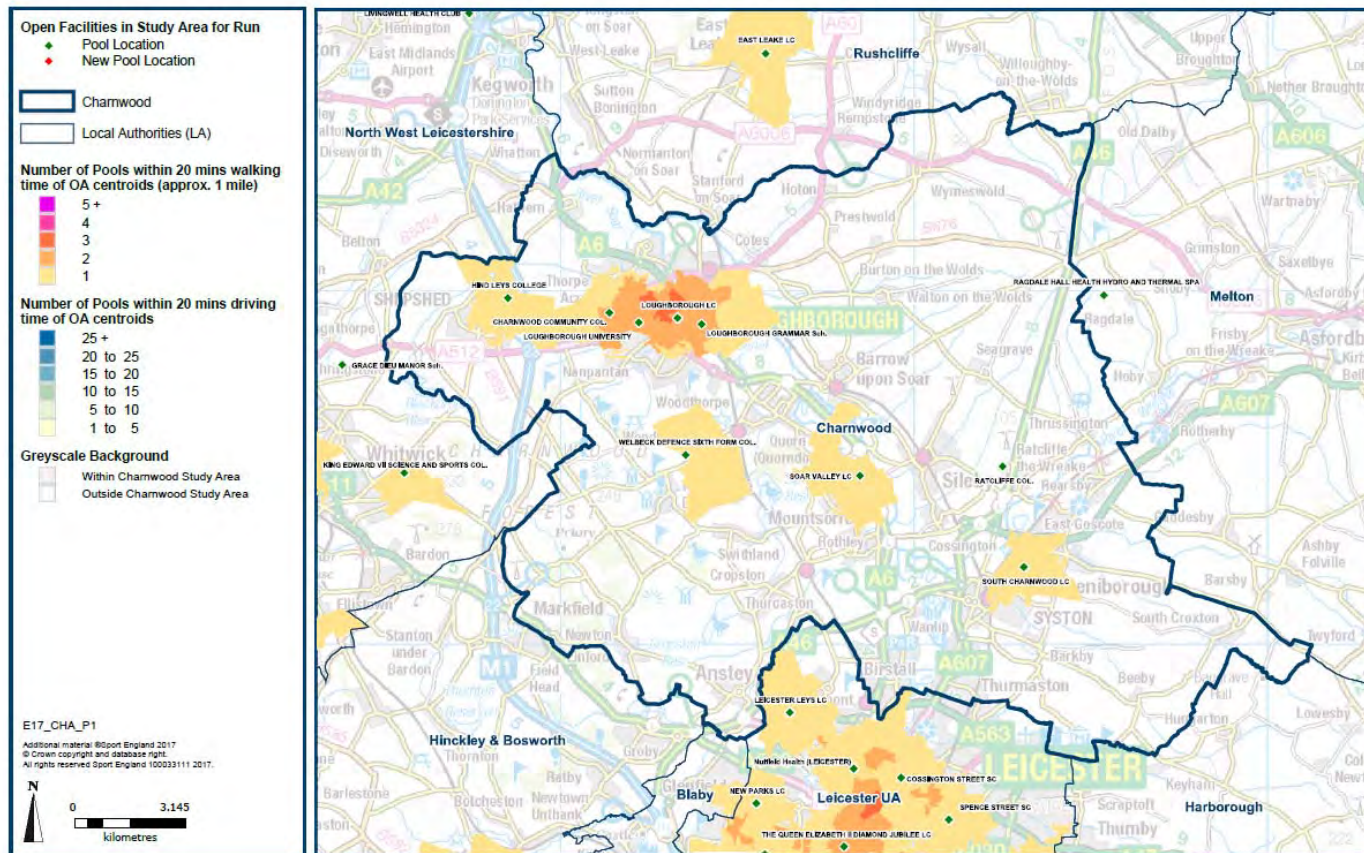
CHARNWOOD BOROUGH COUNCIL INDOOR FACILITY STRATEGY

Map 6.4: Run 2 access to swimming pools based on the walking catchment area of swimming pools Charnwood 2036



Facility Planning Model - Pools Catchments for Charnwood Run 2: Scenario 1 (2036 Population)

Catchments shown thematically (colours) at output area level expressed as the number of Pools within 20 minutes travel time of output area centroid.





7. Used Capacity (how full are the swimming pools?)

Used Capacity - How full and well used are the swimming pools?

Table 7.1: Used capacity of swimming pools Charnwood 2016 - 2036

Charnwood	RUN 1	RUN 2	RUN 3
Used Capacity	2017	2036	2036
Total number of visits used of current capacity visits per week peak period	9,129.	10,034.	9,282.
% of overall capacity of pools used	62.1	68.2	75.2
% of visits made to pools by walkers	16.2	14.6	12.2
% of visits made to pools by road	83.8	85.4	87.8
Visits Imported;			
Number of visits imported visits per week peak period	1,105.	1,165.	979.
As a % of used capacity	12.1	11.6	10.5
Visits Retained:			
Number of Visits retained visits per week peak period	8,024.	8,870.	8,303.
As a % of used capacity	87.9	88.4	89.5

- 7.1 Definition of used capacity - is a measure of usage at swimming pools and estimates how well used/how full facilities are. The facilities planning model is designed to include a 'comfort factor', beyond which, in the case of swimming pools, the venues are too full. The model assumes that usage over 70% of capacity is busy and the pool is operating at an uncomfortable level above that percentage. The pool itself becomes too busy to swim and the changing areas also become too full.
- 7.2 In 2017 the Borough wide average for used capacity is 62.1% of pool capacity used at peak times. This increases to 68.2% by 2036, based on the projected population growth and the increase in demand for swimming pools up to 2036. In run 3, the impact of the two pool closure option is to increase the used capacity of the remaining pools to a Borough wide average of 75.2% of pool capacity used.
- 7.3 So, in effect, in run 3, the finding is that as a Borough wide average, the used capacity of the pools in the weekly peak period is 5% above the Sport England pools full comfort level.
- 7.4 The authority wide average used capacity for both years for all authorities is set out in Table 7.2 overleaf.
- 7.5 In 2017 only Leicester with an authority wide average used capacity of 86.6% is above the Sport England, pools full comfort level of 70% of pool capacity used in the weekly peak period. By 2036 this also applies to Hinckley and Bosworth with 77.2% of pool capacity used. Three authorities have an estimated used capacity in 2017 of between 40.5% in Rushcliffe (46.7% in 2036), to 43.1% in Melton (44.8% in 2036) and 43.5% in NW Leicestershire (48.8% in 2036). So in these three authorities the finding is that there an extensive supply of swimming pools to meet the demand in both years.

Table 7.2: Percentage of swimming pool capacity used for each authority 2017 and 2036

% of overall capacity of pools used	RUN 1	RUN 2	RUN 3
Study Area	2017	2036	2036
Charnwood	62.1	68.2	75.2
Leicester UA	86.6	88.5	88.7
Harborough	60.8	69.2	69.2
Hinckley & Bosworth	68.4	77.2	77.3
Melton	43.1	44.8	44.8
North West Leicestershire	43.5	48.8	51.1
Rushcliffe	40.5	46.7	47.1

7.6 Returning to Charnwood, it is important to set out these are the Borough wide averages for used capacity and the estimated used capacity at individual pool sites will vary from this average. The findings for each of the swimming pool sites is set out in Table 7.3 and this is for both 2017 and 2036.

Table 7.3: Runs 1 and 2 used capacity of the Charnwood swimming pools 2017 and 2036

STUDY AREA	RUN 1	RUN 2	RUN 3
Individual Sites Utilised Capacity	2017	2036	2036
Charnwood	62	68	75
CHARNWOOD COMMUNITY COLLEGE	28	58	0
HIND LEYS COLLEGE	42	58	0
LOUGHBOROUGH GRAMMAR SCHOOL	22	51	58
LOUGHBOROUGH LEISURE CENTRE	86	93	97
LOUGHBOROUGH UNIVERSITY	58	62	69
RATCLIFFE COLLEGE	51	42	43
SOAR VALLEY LEISURE CENTRE	80	100	100
SOUTH CHARNWOOD LEISURE CENTRE	60	65	65
WELBECK DEFENCE SIXTH FORM COLLEGE	39	58	65

7.7 As Table 7.3 shows the used capacity of the individual swimming pools sites does vary. At the public leisure centres, the Loughborough Leisure Centre has an estimated 86% of pool capacity used in the weekly peak period, in 2017, then 93% in run 2 for 2036 and 97% in run 3, when there is the option to close the two education pool sites. Whilst the Soar Valley Leisure Centre has an estimated 80% of pool capacity used in the weekly peak period in 2017 and then increasing to 100% for both the 2036 runs. For South Charnwood Leisure Centre, the findings are an estimated 60% of pool capacity used in the weekly peak period in 2017 and increasing to 65% in both the 2036 runs.



- 7.8 So the public leisure centre swimming pools have the highest estimated used capacity of the swimming pools. There are a number of reasons as to why this is the finding. As public leisure centre swimming pools they will provide for the full range of swimming activities: of learn to swim; public recreational swimming; lane and fitness swimming activities and swimming development through clubs.
- 7.9 Also they will provide and be accessible for public pay and swim sessions as well as for club swimming sessions. They will have the most extensive opening hours of the pool sites and not be constrained by having to provide for education use only during the day but be able to schedule learn to swim programmes for schools use with public recreational swimming. Finally, the pools will be proactively managed to develop swimming participation and swimming as an activity to increase physical activity by residents.
- 7.10 So for all these reasons, the public leisure centres swimming pools have a draw effect and will provide the most comprehensive access and programmes for community use. The swimming pools on education sites which provide for community use, do so predominantly for club use and possibly learn to swim programmes. Their hours for community use are much more limited than at the public leisure centres.
- 7.11 The impact of the option to close Charnwood Community College pool and Hind Leys College pool by 2036 does lead to a re-distribution of the demand for these pools to other pool sites. The used capacity of the other three pool sites in and around Loughborough increases by around 5% in run 3, when these two pools are assumed to be closed. The Charnwood Community College pool and the Hind Leys pools are both 25m x 4 lane pools. The other pools in Loughborough are larger and so there is more scope to absorb the demand displaced.
- 7.12 For Charnwood Community College pool and Hind Leys College pool, the estimated used capacity of the pools in 2017 are 28% and 42% respectively. In run 2 for 2036 they are estimated to be 58% of pool capacity used in the weekly peak period. So quite full by 2036 and the increase maybe because these pool sites are close to the location of planned residential development. The reasons for the increase in used capacity is on the demand side, as there are no changes in pool supply in run 2.
- 7.13 Loughborough Grammar School has an estimated used capacity of 22% in the weekly peak period in 2017 and increasing to 51% in 2036 and then to 58% in run 3 with the 2 pool closure option. Whilst Ratcliff College pool has 52% of pool capacity used in 2017 and this decreases to 42% and 43% in runs 2 and 3 respectively. This pool site does have quite an isolated catchment and it maybe the used capacity is projected to decrease because there is an older population in this area and there is a decreasing rate of swimming participation by an older age group in 2036, when compared with 2017.
- 7.14 The Loughborough University swimming pool has 52% of swimming pool capacity used in 2017, increasing to 62% in run 2 and 69% in run 3. The scale of the pool has been reduced to a 25m x 4 lane pool in the fpm assessment and the assessment is based on the hours for community use of the pool.



- 7.15 It is also important to consider the size of any swimming pool site when considering the used capacity findings and not just view the percentage. The Loughborough Leisure Centre has 2 pools and a total water area of 483 sq metres of water. So its usage in terms of the visits it can accommodate is much higher, than a pool of say 25m x 4 lanes and between 210 – 250 sq metres of water. As with the sports halls findings, this makes the percentage for used capacity at the Loughborough Leisure Centre even more impressive. To repeat, it is important to consider the size of a swimming pool site when considering used capacity and not just look at the percentage in isolation.
- 7.16 There are several other reasons as to why the percentage of used capacity can vary and these are:
- The amount of demand located in the catchment area of a pool will vary and impact on the used capacity. A venue with few other pools in its catchment will retain more of the demand and higher usage, than a pool site which has several pools (as in Loughborough) competing in the same catchment area and for the same level of demand. This may explain the used capacity findings for South Charnwood Leisure Centre and Soar Valley Leisure Centre pools.
 - The age and quality of the pool. The public leisure centre pools in Charnwood have been modernised, or, in the case of Soar Valley it is quite a recent swimming pool, so they will retain usage. Older unmodernised pools Hind Leys (opened in 1976) and Loughborough Grammar School (1955) have lower used capacities and this may reflect the age and condition of these pools. Increasingly participants are placing a higher value on the quality of a venue and prepared to travel further to access more modern pools.
 - Other facilities on the same site, such as a gym or studios. This provides for a greater range of activities and creates more critical mass, so there can be a draw effect and the opportunity to do more than one activity at the same venue. As with sports halls, the findings for the used capacity of the pools are for the pools – not the venue. However, the benefit of providing for a range of activities at one venue does benefit the pool.

Imported demand

- 7.17 Imported demand is reported under used capacity because it measures the demand from residents who live outside Charnwood but the nearest swimming pool to where they live is inside the Borough. So if they use the venue nearest to where they live, this becomes part of the used capacity of the Charnwood swimming pools.
- 7.18 Imported demand is quite low at 12.1% in 2017 of the Borough wide average used capacity for pools in 2017. It is then projected to be 11.6% in run 2 and with the closure of the 2 pools option in run 3 it is 10.5% of the Borough wide average for pool used capacity. So quite a low level of imported demand at around one in ten visits.
- 7.19 The findings for imported demand are set out in Map 7.1 and are for run 2 in 2036. The purple chevron line is the amount of demand imported into Charnwood from each neighbouring authority.



- 7.20 The highest imported demand is from Leicester City at 450 visits per week in the peak period (43.1% of the total imported demand). Then 225 visits are imported from NW Leicestershire (21.5% of the imported demand), 122 visits are imported from Hinckley & Bosworth (11.7% of the imported demand). After that 1118 visits are imported from Rushcliffe (11.3% of the imported demand), with 104 visits imported from Melton (9.9% of the imported demand) and finally 23 visits are imported from Harborough (2.2% of the total imported demand).
- 7.21 The Charnwood used capacity of the swimming pools is 8,870 visits in the weekly peak period in 2036.

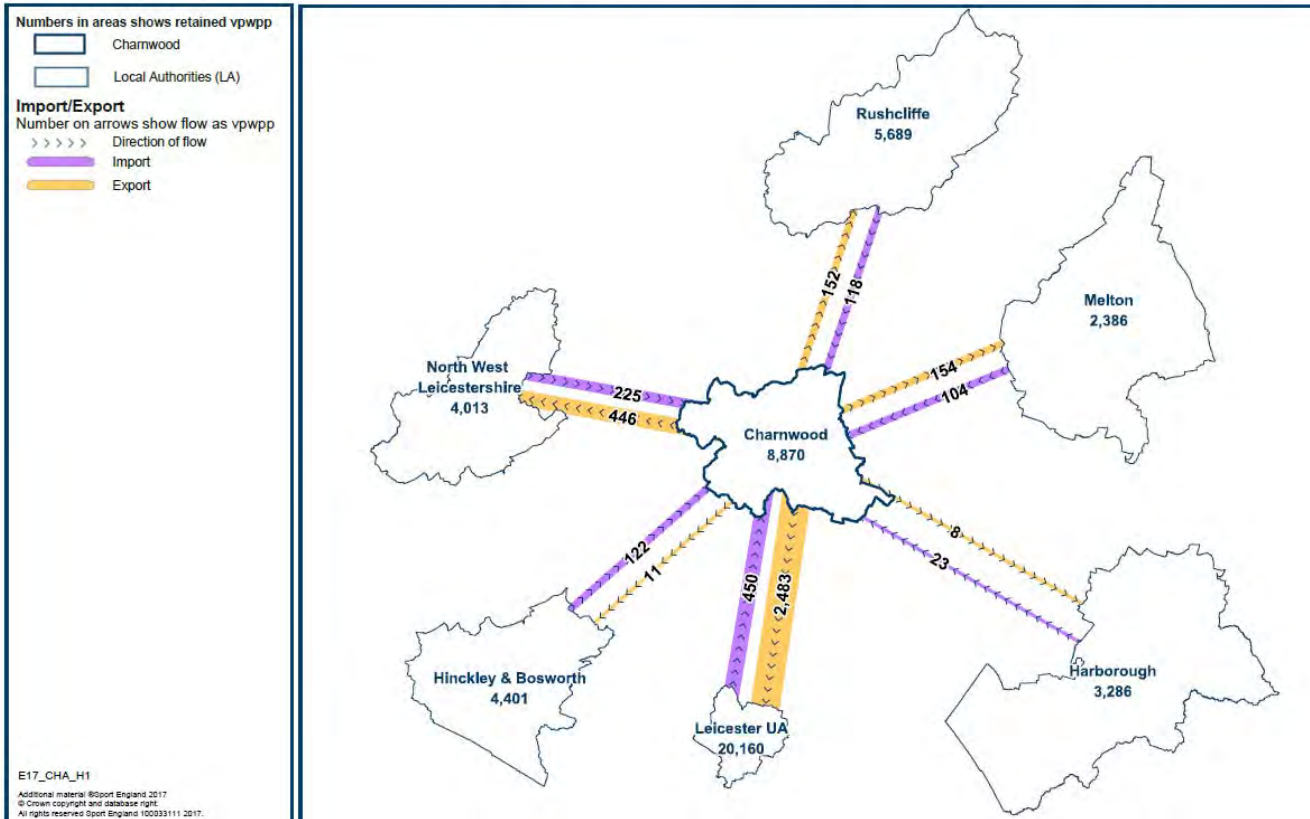


Map 7.1: Run 2 Import of demand for swimming pools Charnwood 2036



Facility Planning Model - Pools Import/Export for Charnwood
Run 2: Scenario 1 (2036 Population)

Imported and exported demand between study area and surrounding local authorities shown thematically (size of lines) as visits per week in the peak period.





8. Local Share of Facilities

Table 8.1: Local share of swimming pools Charnwood 2016 - 2036

Charnwood	RUN 1	RUN 2	RUN 3
Local Share	2017	2036	2036
Local Share: <1 capacity less than demand, >1 capacity greater than demand	1.2	0.5	0.4

- 8.1 Local share has quite a complicated definition - it helps to show which areas have a better or worse share of facility provision. It takes into account the size and availability of facilities as well as travel modes. Local share is useful at looking at 'equity' of provision. Local Share is the available capacity that can be reached in an area divided by the demand for that capacity in the same area. A value of 1 means that the level of supply just matches demand while a value of less than 1 indicates a shortage of supply and a value greater than 1 indicates a surplus.
- 8.2 In 2017 Charnwood has a local share of 1.2 and so supply is slightly greater than demand in terms of local share of access to swimming pools. In 2036 local share is 0.5 across the borough. So the impact of the increased demand for swimming pools from population growth 2017 – 2036, with supply unchanged, means demand is greater than the supply of swimming pools. In run 3 with the 2 pool closure option local share reduces to 0.4.
- 8.3 The distribution of local share and how it varies across the Borough is set out in Map 8.1 below. This is for run 2 with the 2036 population.
- 8.4 Local share in the areas coloured light and dark cream is where local share is highest, with values of 1. – 0.8 (light cream) and 0.8 -0.6 (darker cream). So just south of the location of the Welbeck Defence 6th Form College pool. The areas of lowest share of swimming pools are shaded pink with values of between 0.6 – 0.4 and this is the majority of the Borough.
- 8.5 This ends the reporting of the detailed findings for swimming pools under each of the seven facility planning model assessment headings. The summary of main findings and conclusions follows.

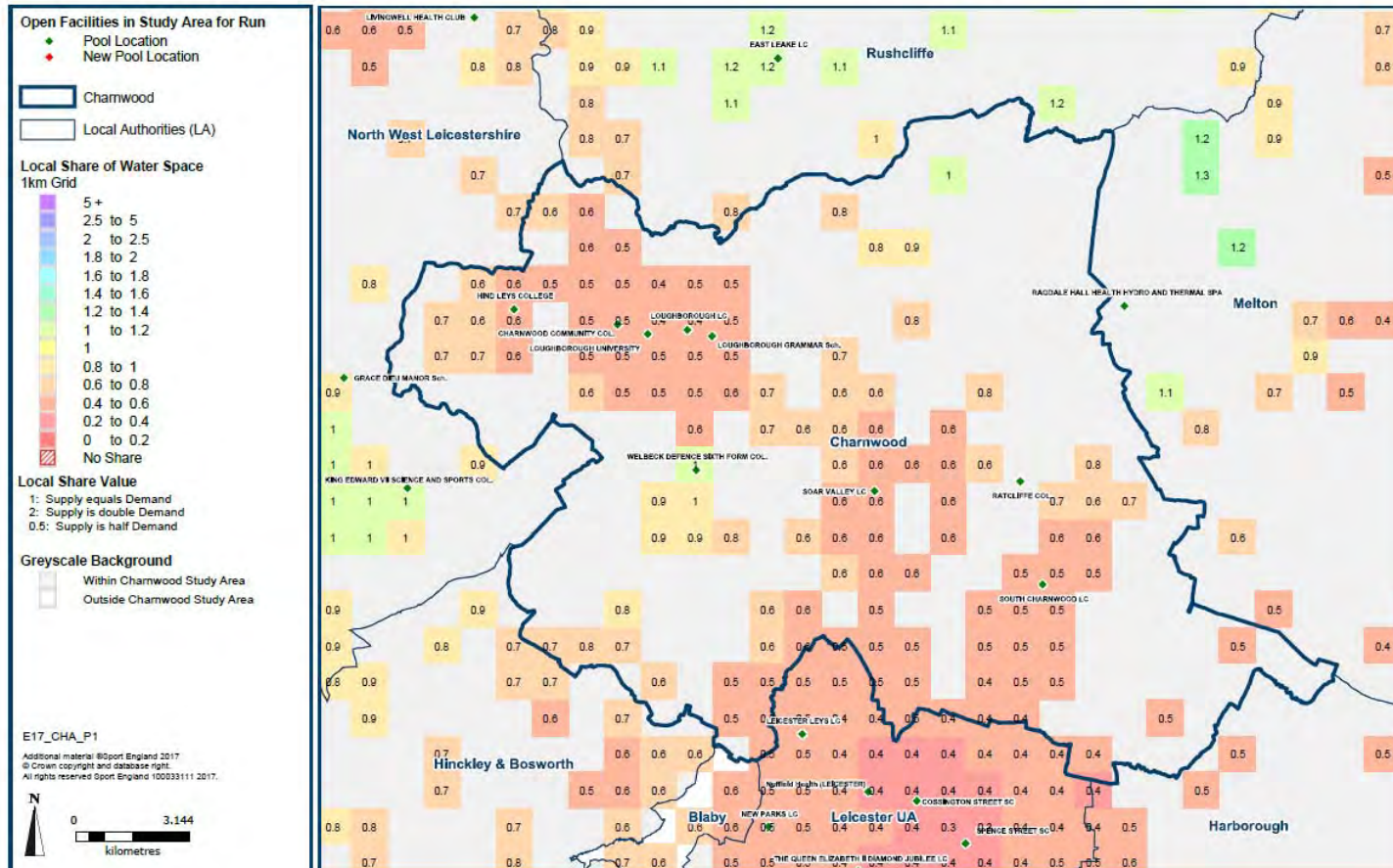


Map 8.1: Run 2 Local share of swimming pools Charnwood 2036



Facility Planning Model - Pools Local Share for Charnwood
Run 2: Scenario 1 (2036 Population)

Share of water divided by demand. Data outputs shown thematically (colours) and aggregated at 1km square (figure labels).





9. Summary of key findings and conclusions

- 9.1 In the facilities planning model study it sets out to assess the current and future supply, demand and access to swimming pools across Charnwood Borough and a wider study area which includes all the neighbouring local authorities to Charnwood.
- 9.2 This assessment includes the projected growth in population up to 2036 in Charnwood Borough based on bespoke population projection data produced by the Council. For the surrounding local authorities which make up the study area, ONS population projections to 2036 have been applied.
- 9.3 The fpm evidence base will be applied by the Council in the strategic planning of provision for swimming pools across the Borough. It will also be used in the Council's Local Plan, for the development of planning policy for swimming pools and helping to secure contributions to part fund the future requirements for pools. Finally the fpm evidence base will be used to help shape and inform the emerging Charnwood Borough Council Leisure Facilities Strategy.
- 9.4 In the fpm work there are three assessments and these also include committed changes in swimming pools provision in the neighbouring authorities, which have been notified to Charnwood Council, and which will impact on the supply, demand and access to pools in the Borough.
- 9.5 The fpm modelling runs are:
- Run 1 – supply, demand and access to swimming pools based on the population in Charnwood Borough and the neighbouring authorities in 2017
 - Run 2 – supply, demand and access to swimming pools in 2036, based on the projected change in population 2017 – 2036 in Charnwood Borough and applying bespoke population projections. ONS population projections are applied to the neighbouring local authorities
 - Run 2 also tests

the impact of the closure of the Hermitage Leisure Centre swimming pool in NW Leicestershire and opening a new 25m x 8 lane swimming pool in Coalville in 2022
 - Run 3 – supply, demand and access to swimming pools, as in run 2, but also including the option to close two swimming pools on education sites: these being Charnwood Community College a 25m x 4 lane pool; and Hind Leys Specialist College also a 25m x 4 lane pool but of smaller lane width.
- 9.6 To try and summarise the extensive findings from the fpm assessment, Table 9.1 sets out the key findings under the headings analysed in the three fpm runs. This provides a “read across” to see what changes between 2017 and 2036 and in particular the impact of the option to close the 2 pools which is set out under run 3. A question and answer approach tries to draw out the key findings, with the typeface is in red.
- 9.7 Table 9.1 is followed by a description of the main findings and overall conclusions.



Table 9.1: Swimming pools runs 1 – 2 summary of key findings for Charnwood Borough 2017 - 2036

Charnwood	RUN 1	RUN 2	RUN 3
Total Supply	2017	2036	2036
Number of pools	10.	10.	8.
Number of pool sites	9.	9.	7.
What is the supply of pools in sq metres of water and by how much does supply change by closing the 2 pools in run 3			
Supply of total water space in sq m	2,323.	2,323.	1,860.
Supply of water space in sq m, scaled by hours available in the peak period	1,696.	1,696.	1,424.
Supply of total water space in visits per week peak period	14,706.	14,706.	12,350.
Water space per 1,000 population	13.	11.	9.

Charnwood	RUN 1	RUN 2	RUN 3
Total Demand	2017	2036	2036
Population	180,286.	212,306.	212,306.
Swims demanded – visits per week peak period	11,493.	13,076.	13,076.
What is the total demand for swimming pools in sq metres of water and by how much does this increase from 2017 to 2036?			
Equivalent in water space – with comfort factor included	1,907.	2,170.	2,170.
% of population without access to a car	17.4	17.4	17.4

Charnwood	RUN 1	RUN 2	RUN 3
Supply/Demand Balance	2017	2036	2036
Supply - Swimming pool provision (sq m) scaled to take account of hours available for community use	1,696.	1,696.	1,424.
Demand - Swimming pool provision (sq m) taking into account a 'comfort' factor	1,907.	2,170.	2,170.
How does the Charnwood supply and demand balance differ between 2017 – 2036 (ie positive balance where supply is greater than demand (= +) and a negative balance, demand greater than supply (= -) in sq metres of water			
What is the impact in supply and demand balance from closure of the 2 education pools?			
Supply / Demand balance - Variation in sq m of provision available compared to minimum required to meet demand.	-211.	-474.	-746.



Charnwood	RUN 1	RUN 2	RUN 3
Satisfied Demand	2017	2036	2036
Total number of visits which are met visits per week peak period	11,048.	12,448.	12,296.
What % of the Charnwood total demand is satisfied (met) demand			
% of total demand satisfied	96.1%	95.2%	94%.
Total Annual Throughput (visits per year)	684,207.4	729,387.4	696,114.4
% of demand satisfied who travelled by car	79.9	81.3	83.4
% of demand satisfied who travelled by foot	13.5	12.	9.4
% of demand satisfied who travelled by public transport	6.5	6.8	7.3
Demand Retained visits per week peak period	8,024.	8,870.	8,303.
What % of the satisfied demand is retained within Charnwood?			
Demand Retained -as a % of Satisfied Demand	72.6%	71.3%	67.5%
Demand Exported visits per week peak period	3,023.	3,579.	3,994.
What % of Charnwood's satisfied demand is exported			
Demand Exported -as a % of Satisfied Demand	27.4%	28.8%	32.5%

Charnwood	RUN 1	RUN 2	RUN 3
Unmet Demand	2017	2036	2036
Total number of visits in the peak, not currently being met visits per week peak period	445.	628.	780.
How much unmet demand is there as a % of total demand			
Unmet demand as a % of total demand	3.9%	4.8%	6%.
How much unmet demand is there in sq metres of water?			
Equivalent in Water space m2 - with comfort factor	74.	104.	129.
How much unmet demand is there due to:			
Lack of Capacity (%)	1.2	5.7	7.5
Outside Catchment (%)	98.9	94.3	92.5
Outside Catchment:	98.9	94.3	92.5
% of Unmet demand who do not have access to a car	85.3	82.	80.9
% of Unmet demand who have access to a car	13.6	12.4	11.7
Lack of Capacity:	1.2	5.7	7.5
% of Unmet demand who do not have access to a car	0.9	4.1	5.7
% of Unmet demand who have access to a car	0.3	1.5	1.8



Charnwood	RUN 1	RUN 2	RUN 3
Used Capacity	2017	2036	2036
Total number of visits used of current capacity visits per week peak period	9,129.	10,034.	9,282.
How full are the Charnwood pools as a Borough average (%)?			
% of overall capacity of pools used	62.1%	68.2%	75.2%
% of visits made to pools by walkers	16.2	14.6	12.2
% of visits made to pools by road	83.8	85.4	87.8
How much of the usage of the Charnwood pools is imported (%)?			
Number of visits imported visits per week peak period	1,105.	1,165.	979.
As a % of used capacity	12.1%	11.6%	10.5%
Visits Retained:			
Number of Visits retained visits per week peak period	8,024.	8,870.	8,303.
As a % of used capacity	87.9	88.4	89.5

9.8 There are some evident trends that emerge from the findings for runs 1 – 3

- The total supply of water space available for community use in 2036 is reduced by 19.9% from the option to close the two education pool sites.
- Total demand for swimming increases by 13.7%, or, 263 sq metres of water across Charnwood between 2017 – 2036, resulting from the projected growth in population and residential development (Note a 25m x 4 lane pool is between 210 – 250 sq metres of water, depending on lane width).
- When looking at a closed assessment of simply comparing the Charnwood demand for swimming with the available supply in Charnwood for community use, demand exceeds supply by 211 sq metres of water in 2017, then 474 sq metres of water in 2036 and 746 sq metres of water, with the option to close the two education pool sites. It has to be stressed this is simply comparing the Charnwood demand with the Charnwood supply, it is NOT based on the catchment area of swimming pools and across local authority boundaries.
- Over 90% of the Charnwood total demand for swimming in 2017 and in 2036, with and without the pool closure options can be met. This is based on pools located in Charnwood and pools in neighbouring authorities, where the catchment area extends into Charnwood and these pools are accessible to Charnwood residents.
- Over 70% of the Charnwood demand for swimming is met at pools located in the Borough in both 2017 and in 2036. The option to close the two education pool sites reduces this to 67% of the Charnwood demand for swimming being met in the Borough. This assessment is based on residents travelling to the nearest pool to where they live and to pools which provide for community use.



- The total unmet demand for swimming pools is low – because Charnwood pools are meeting around 70% of the Charnwood demand for swimming pools and around 28% of the Charnwood demand for swimming can be met at accessible pools in neighbouring authorities.
- Unmet demand is 3.9% of total demand in 2017, which is 74 sq metres of water. It then increases to 4.8% of total demand and 104 sq metres of water in 2036. The impact of the option to close the two education pool sites is to increase unmet demand to 6% of total demand and 129 sq metres of water. So the option to close these two pool sites does create a slight increase in unmet demand for swimming pools.
- The swimming pools as a Borough average are estimated to be quite full in 2017 with 62% of pool capacity used in the weekly peak period. This increases to 68.2% in 2036 and the option to close the two education pool sites increases the Borough average pool used capacity to 75.2% in the weekly peak period.

9.9 These are the headline trends from Table 9.1 and all three swimming pool runs that have been modelled. Some more detailed findings are set out under the headings applied in the fpm assessment.

Swimming pools supply

9.10 In runs 1 and 2 there are 10 swimming pools on 9 pool sites in Charnwood. In run 3, the closure of the Charnwood Community College swimming pool and the Hind Leys College pool site, means there are 8 swimming pools on 7 pool sites in Charnwood in 2036.

9.11 All the swimming pool sites have a main pool and there is an extensive teaching/learner pool at Loughborough Leisure Centre. There is a 25m x 6 lane pool at Loughborough Leisure Centre and there are then 5 swimming pool sites which have a 25m x 4 lane pool. There are also 2 further sites which have a main pool of 204 sq metres of water at Loughborough Grammar School and 200 sq metres of water at Ratcliff College. The Loughborough University swimming pool of 50m x 8 lanes has been reduced in scale to a 25m x 4 lane pool to reflect the level of access for community use.

9.12 Excluding Charnwood Community College and Hind Leys College pools, the average age of the Charnwood swimming pool sites is 31 years. The oldest pool is Loughborough Grammar School pool which opened in 1955. The next pools to open were both in 1975 at Loughborough Leisure Centre (modernised in 2013) and Ratcliff College (modernised in 2015). South Charnwood Leisure Centre opened in 1987 (modernised in 2009) and there were no pool openings in the 1990's. In the 2000 decade three pools opened, the Loughborough University pool in 2002, Soar Valley Leisure Centre in 2004 and Welbeck Defence Sixth Form College pool in 2005, which is the most recent swimming pool in Charnwood. The three venues which opened in the 1970's -1980's have been modernised.

Measure of provision

9.13 Based on a measure of water space per 1,000 population, Charnwood has 12.9 sq metres of water per 1,000 population in 2017. Based on the projected growth in population to 2036 there is 109 sq metres of water per 1,000 population in 2036.



- 9.14 The impact of the option to close the Charnwood Community College pool and the Hind Leys College pool is to reduce water space per 1,000 population to 8.8 sq metres of water in 2036.
- 9.15 Charnwood is mid table in relation to water space per 1,000 population in the neighbouring authorities. The highest supply in 2017 is in Rushcliffe (the Borough having opened the new Rushcliffe Arena pool site in 2017) – with 20 sq metres of water per 1,000 population. North West Leicestershire has 19.8 sq metres of water per 1,000 population in 2017 and Melton has 14.1 sq metres of water per 1,000 population.
- 9.16 Supply is lower than Charnwood in Hinckley and Bosworth with 9.1 sq metres of water per 1,000 population, Harborough with 10.4 sq metres of water and Leicester City with 10.8 sq metres of water per 1,000 population. The supply for East Midlands Region and England wide in 2017 is 12 sq metres of water per 1,000 population.

Charnwood supply and demand for swimming pools 2017 and 2036

- 9.17 When looking at a closed assessment, the Charnwood supply of swimming pools in 2017 for community use is 1,696 sq metres of water. This is unchanged in run 2 for 2036, whilst in run 3 with the option to close the Charnwood Community College Pool and the Hind Leys College pool, the supply is then reduced to 1,424 sq metres of water in 2036.
- 9.18 The Charnwood demand for swimming pools is for 1,907 sq metres of water in 2017. This increases to 2,170 sq metres by 2036 in both runs 2 and 3, resulting from the increase in demand from population growth.
- 9.19 So there is a negative supply and demand balance of demand exceeding supply in all three runs. This is by 211 sq metres of water in 2017, increasing to 474 sq metres of water in run 2 in 2036. It increases further to 746 sq metres of water in run 3. (For context a 25m x 4 lane pool is between 210 – 250 sq metres of water, depending on lane width).
- 9.20 To repeat however, this is the closed assessment and the findings for the interaction of supply, demand and access to swimming pools halls inside and outside Charnwood and based on the catchment areas of swimming pools needs to be set out (next set of headings). This will establish how much of the Charnwood demand for swimming can be met, how much unmet demand there is and where it is located.

How much of the Charnwood demand for swimming pools can be met?

- 9.21 The level of satisfied demand is very high in all three runs. The finding is that 96% of the Charnwood total demand for swimming pools can be met in 2017. The impact of the increase in demand for swimming from population growth, is to reduce satisfied demand by less than 1% to 95.2% of total demand for swimming in run 2 in 2036.
- 9.22 The impact of the option to close the Charnwood Community College and Hind Leys College swimming pools is limited on the satisfied demand impact. It reduces satisfied demand by a further 1.2% to 94% of total demand for swimming being met in 2036.



9.23 So in all three runs, over 90% of the Charnwood total demand for swimming pools is located inside the catchment area of a pool site. Plus there is enough capacity at the swimming pools to meet this very high level of satisfied demand. This includes pools in neighbouring authorities where the catchment area extends into Charnwood and means they are accessible to Charnwood residents.

How much unmet demand for swimming pools is there?

9.24 The unmet demand definition has two parts to it - demand for swimming pools which cannot be met because (1) there is too much demand for any particular pool within its catchment area; or (2) the demand is located outside the catchment area of a pool and is then classified as unmet demand.

9.25 Unmet demand in run 1 for 2017 is just 3.9% of total demand and which equates to just over 74 sq metres of water – so a very low level of unmet demand in Charnwood in 2017.

9.26 Unmet demand in run 2 for 2036 is only slightly higher, at 4.8% of total demand and 104 sq metres of water. The 2 pool closure option is to increase unmet demand to 6% of total demand and which represents 129 sq metres of water.

9.27 In terms of the types of unmet demand, 99% in 2017 is from definition 2, demand located outside the catchment area of a pool. This decreases slightly to 94% in 2036 and to 92.5% in run 3, with the option to close the two pools.

9.28 Unmet demand outside catchment will always exist because it is not possible to get complete geographic coverage, whereby all areas of an authority are inside the catchment area of a swimming pool.

9.29 Unmet demand is highest in the south of the Borough in the Birstall area where it is between 40 – 45 sq metres of water. Then in and around Loughborough where there is unmet demand of between 30 – 47 sq metres of water.

9.30 It may appear contradictory to say there is unmet demand from lack of access where there are the most pool locations. The model does not however have the detailed data on walking routes to pools and maps the walk to catchment area of pools based on the output areas of the pool locations. It then plots the unmet demand in each output area that is outside the walking catchment area of pools.

9.31 The key finding is that unmet demand from lack of access to pools has low values across the Borough. It is insufficient to consider additional swimming pools provision based on trying to increase access to pools.



How full are the swimming pools?

- 9.32 The facilities planning model is designed to include a 'comfort factor' and the Sport England benchmark is that a swimming pool is comfortably full when it reaches 70% of capacity used at peak times.
- 9.33 In 2017 the Borough wide average for used capacity is 62.1% of pool capacity used at peak times. This increases to 68.2% by 2036, based on the projected population growth and the increase in demand for swimming pools. In run 3, the impact of the two pool closure option is to increase the used capacity of the remaining pools to a Borough wide average of 75.2% of pool capacity used.
- 9.34 So, in effect, in run 3, the finding is that as a Borough wide average, the used capacity of the pools in the weekly peak period is 5% above the Sport England pools full comfort level.
- 9.35 The used capacity of the individual swimming pools sites does vary from the Borough wide average. At the public leisure centres, the Loughborough Leisure Centre has an estimated 86% of pool capacity used in the weekly peak period, in 2017, then 93% in run 2 for 2036 and 97% in run 3 with the option to close the two education pool sites.
- 9.36 Whilst the Soar Valley Leisure Centre has an estimated 80% of pool capacity used in the weekly peak period in 2017 and increasing to 100% for both the 2036 runs. For South Charnwood Leisure Centre, the findings are an estimated 60% of pool capacity used in the weekly peak period in 2017 and increasing to 65% in both the 2036 runs.
- 9.37 So the public leisure centre swimming pools have the highest estimated used capacity of the swimming pools. There are a number of reasons as to why this is the finding. As public leisure centre swimming pools they will provide for the full range of swimming activities: of learn to swim; public recreational swimming; lane and fitness swimming activities and swimming development through clubs.
- 9.38 Also they will be accessible for public pay and swim sessions as well as for club swimming sessions. They will have the most extensive opening hours of the pool sites and not be constrained by having to provide for education use only during the day but be able to schedule learn to swim programmes for schools use with public recreational swimming. Finally the pools will be proactively managed to develop swimming participation and swimming as an activity to increase physical activity by residents.
- 9.39 So for all these reasons, the public leisure centres swimming pools have a draw effect and will provide the most comprehensive access and programmes for community use. The swimming pools on education sites which provide for community use, do so predominantly for club use and possibly learn to swim programmes. Their hours for community use are much more limited than at the public leisure centres.
- 9.40 Loughborough Grammar School has an estimated used capacity of 22% in the weekly peak period in 2017 and increasing to 51% in 2036 and then to 58% in run 3 with the 2 pool closure option. Whilst Ratcliff College pool has 52% of pool capacity used in 2017 and this decreases to 42% and 43% in runs 2 and 3 respectively. This pool site does have quite an isolated catchment and it maybe there is an older population in this area and there is a decreasing rate of swimming participation in 2036, when compared with 2017.



- 9.41 The Loughborough University swimming pool has 52% of swimming pool capacity used in 2017, increasing to 62% in run 2 and 69% in run 3. The scale of the pool has been reduced to a 25m x 4 lane pool in the fpm assessment and the assessment is based on the hours for community use of the pool.
- 9.42 It is also important to consider the size of any swimming pool site when considering the used capacity findings and not just view the percentage. The Loughborough Leisure Centre has 2 pools and a total water area of 483 sq metres of water. So its usage in terms of the visits it can accommodate is much higher, than a pool of say 25m x 4 lanes and between 210 – 250 sq metres of water. As with the sports halls findings, this makes the percentage for used capacity at the Loughborough Leisure Centre even more impressive. To repeat, it is important to consider the size of a swimming pool site when considering used capacity and not just look at the percentage in isolation.

How much demand for swimming pools is imported into Charnwood?

- 9.43 Imported demand is reported under used capacity because it measures the demand from residents who live outside Charnwood but the nearest swimming pool to where they live is inside the Borough. So if they use the venue nearest to where they live, this becomes part of the used capacity of the Charnwood pools.
- 9.44 Imported demand is quite low in 2017 at 12% of the Borough wide average used capacity for pools. It is projected to be 11.6% in run 2 and with the closure of the 2 pools option in run 3 it is 10.5% of the Borough wide average for pool used capacity.
- 9.45 The highest imported demand is from Leicester City at 43% of the total imported demand. Then (21.5% of the imported demand is from NW Leicestershire, 11.8% of the imported demand is from Hinckley & Bosworth. After that 11.3% of the imported demand is from Rushcliffe, with 9.9% of the imported demand from Melton and finally 2.2% imported from Harborough.

Conclusions

- 9.46 The facilities planning model assessment has set out the supply, demand and access to swimming pools across Charnwood Borough and the wider study area. This is based on the current position in 2017 and then in 2036 based on the projected increase in demand for swimming pools from population growth and residential development. The forward projection also includes the option to close two swimming pools in education sites at Charnwood Community College and Hind Leys College.
- 9.47 Based on the fpm assessment and findings, the demand for swimming pools does exceed supply – in both 2017 and 2036, when simply looking and comparing the Charnwood demand with the Charnwood supply of pools. However when assessing the location and catchment area of the Charnwood pools and swimming pools in neighbouring authorities and which extend into Charnwood it means that over 90% of the Charnwood demand for swimming pools in both years can be met.
- 9.48 The level of unmet demand for swimming pools is low at 4% of total demand in 2017, which is 74 sq metres of water. It then increases to 4.8% of total demand and 104 sq metres of water in 2036. The



impact of the option to close the two education pool sites is to increase unmet demand to 6% of total demand and 129 sq metres of water. So the option to close these two pool sites does create a slight increase in unmet demand for swimming pools.

- 9.49 However whilst unmet demand is low the pools are estimated to have a high level of pool capacity used, especially the public leisure centre pools in both 2017 and up to 2036. Consequently, reducing the supply of pools, albeit they are two quite small pools and they are pools on education sites, does exacerbate the overall supply and demand balance.
- 9.50 Based on the fpm assessment the unmet demand arising from the projected growth to 2036 and closure of the two education pools, is small scale. However, the impact of closure of the education pools is to make the public leisure centre pools even more full.
- 9.51 So on grounds of reducing the used capacity of the public swimming pools and re-distributing demand, so as to create some headroom of capacity at the public pools, there could be negotiated access to more community use of the pools on the remaining education sites. This suggestion is set out based on the supply and demand findings. However, the core business case for the public swimming pools may very well preclude sharing of pool use with other pool sites. In which case the fpm assessment is that the public swimming pools will continue to operate at a very high level of usage.



Appendix 1: Swimming pools in Charnwood included in the assessment.

Name of Site	Type	Area	Site Year Built	Site Year Refurb	Car % Demand	Public Tran % Demand	Walk % Demand
CHARNWOOD RUNS 1 & 2							
CHARNWOOD COMMUNITY COLLEGE	Main/General	250	1952	1993	60%	5%	35%
HIND LEYS COLLEGE	Main/General	213	1976		67%	4%	28%
LOUGHBOROUGH GRAMMAR SCHOOL	Main/General	204	1955		71%	6%	22%
LOUGHBOROUGH LEISURE CENTRE	Main/General	313	1975	2013	74%	7%	20%
LOUGHBOROUGH LEISURE CENTRE	Teaching/Learner	170					
LOUGHBOROUGH UNIVERSITY	Main/General	250	2002		73%	6%	21%
RATCLIFFE COLLEGE	Main/General	200	1975	2015	91%	7%	2%
SOAR VALLEY LEISURE CENTRE	Main/General	213	2004		84%	7%	9%
SOUTH CHARNWOOD LEISURE CENTRE	Main/General	263	1987	2009	85%	6%	9%
WELBECK DEFENCE SIXTH FORM COLLEGE	Main/General	250	2005		91%	7%	2%
CHARNWOOD RUN 3							
LOUGHBOROUGH GRAMMAR SCHOOL	Main/General	204	1955		73%	7%	20%
LOUGHBOROUGH LEISURE CENTRE	Main/General	313	1975	2013	74%	7%	18%
LOUGHBOROUGH LEISURE CENTRE	Main/General	170					
LOUGHBOROUGH UNIVERSITY	Main/General	250	2002		75%	7%	17%
RATCLIFFE COLLEGE	Main/General	200	1975	2015	90%	7%	3%
SOAR VALLEY LEISURE CENTRE	Main/General	213	2004		86%	7%	6%
SOUTH CHARNWOOD LEISURE CENTRE	Main/General	263	1987	2009	85%	7%	8%
WELBECK DEFENCE SIXTH FORM COLLEGE	Main/General	250	2005		91%	8%	1%



Appendix 1: Swimming pools in the rest of the study area included in the assessment

Name of Site	Type	Area	Site Year Built	Site Year Refurb	Car % Demand	Public Tran % Demand	Walk % Demand
LEICESTER					65%	10%	24%
AYLESTONE LEISURE CENTRE	Main/General	225	1988	2009	65%	11%	24%
AYLESTONE LEISURE CENTRE	Main/General	90					
BANNATYNES HEALTH CLUB (LEICESTER)	Main/General	176	1998	2010	86%	7%	7%
BRAUNSTONE LEISURE CENTRE	Main/General	450	2004		75%	12%	13%
BRAUNSTONE LEISURE CENTRE	Main/General	188					
COSSINGTON STREET SPORTS CENTRE	Main/General	435	1879	2011	57%	9%	33%
EVINGTON LEISURE CENTRE	Main/General	225	1975	2005	75%	10%	14%
EVINGTON LEISURE CENTRE	Main/General	90					
LEICESTER LEYS LEISURE CENTRE	Leisure Pool	390	1985	2008	75%	10%	15%
LEICESTER LEYS LEISURE CENTRE	Learner/Teaching/Training	36					
LEICESTER LEYS LEISURE CENTRE	Leisure Pool	25					
LEICESTER LEYS LEISURE CENTRE	Learner/Teaching/Training	20					
NEW PARKS LEISURE CENTRE	Main/General	250	1975	2014	69%	10%	21%
NEW PARKS LEISURE CENTRE	Main/General	90					
NUFFIELD HEALTH (LEICESTER)	Main/General	225	2002		72%	11%	17%
SPENCE STREET SPORTS CENTRE	Main/General	250	1982		50%	8%	42%
SPENCE STREET SPORTS CENTRE	Main/General	90					
THE DANIELLE BROWN SPORTS CENTRE	Main/General	200	1999		55%	11%	35%
THE QUEEN ELIZABETH II DIAMOND JUBILEE LEISURE CENTRE	Main/General	325	2012		53%	10%	37%
HARBOROUGH					89%	5%	6%
HARBOROUGH LEISURE CENTRE	Main/General	338	1991		88%	5%	6%
HARBOROUGH LEISURE CENTRE	Learner/Teaching/Training	20					
LEICESTER GRAMMAR SCHOOL	Main/General	250	2008		92%	6%	2%
LUTTERWORTH SPORTS CENTRE	Main/General	325	2004		89%	3%	8%
HINCKLEY & BOSWORTH			1986		87%	6%	7%
BOSWORTH ACADEMY	Main/General	250	1969	2000	87%	5%	8%
HINCKLEY ACADEMY AND JOHN CLEVELAND SIXTH FORM CENTRE	Main/General	200	1974	2012	90%	6%	5%
HINCKLEY LEISURE CENTRE	Main/General	425	2016		87%	6%	7%
HINCKLEY LEISURE CENTRE	Main/General	128					



CHARNWOOD BOROUGH COUNCIL
INDOOR FACILITY STRATEGY

Name of Site	Type	Area	Site Year Built	Site Year Refurb	Car % Demand	Public Tran % Demand	Walk % Demand
MELTON					85%	5%	10%
RAGDALE HALL HEALTH HYDRO AND THERMAL SPA	Main/General	225	1990	1998	96%	4%	0%
STAPLEFORD LIFESTYLE CLUB	Main/General	132	1998		97%	3%	0%
WATERFIELD LEISURE CENTRE	Main/General	268	1965	2014	83%	5%	12%
WATERFIELD LEISURE CENTRE	Learner/Teaching/Training	103					
NW LEICESTERSHIRE			1996		87%	6%	7%
ASHBY SCHOOL	Main/General	213	0	2016	87%	5%	8%
CHAMPNEYS SPRINGS	Leisure Pool	225	2001		96%	4%	0%
COALVILLE POOL	Main/General	425	2022		89%	8%	3%
GRACE DIEU MANOR SCHOOL	Main/General	170	1980	2003	87%	7%	6%
HOOD PARK LEISURE CENTRE	Main/General	250	2002		86%	5%	8%
HOOD PARK LEISURE CENTRE	Learner/Teaching/Training	98					
IBSTOCK LEISURE COMPLEX	Main/General	250	1982		80%	4%	16%
KING EDWARD VII SCIENCE AND SPORTS COLLEGE	Main/General	250	1995	2011	80%	7%	13%
LIVINGWELL HEALTH CLUB (EAST MIDLANDS)	Main/General	160	1989		89%	6%	5%
RUSHCLIFFE			1991		82%	7%	10%
BINGHAM LEISURE CENTRE	Main/General	323	1969	2012	90%	3%	7%
BINGHAM LEISURE CENTRE	Learner/Teaching/Training	69					
COTGRAVE LEISURE CENTRE	Leisure Pool	250	1998	2013	82%	3%	15%
DAVID LLOYD CLUB (WEST BRIDGFORD)	Main/General	350	1997		85%	7%	8%
DAVID LLOYD CLUB (WEST BRIDGFORD)	Leisure Pool	98					
EAST LEAKE LEISURE CENTRE	Main/General	200	2003		86%	5%	9%
KEYWORTH LEISURE CENTRE	Main/General	120	1976	1995	69%	3%	28%
KEYWORTH LEISURE CENTRE	Learner/Teaching/Training	56					
ROKO HEALTH CLUB (NOTTINGHAM)	Main/General	160	2003		82%	8%	11%
ROKO HEALTH CLUB (NOTTINGHAM)	Learner/Teaching/Training	64					
RUSHCLIFFE ARENA	Main/General	313	2016		80%	12%	8%
RUSHCLIFFE ARENA	Learner/Teaching/Training	130					



Appendix 2 – Model description, Inclusion Criteria and Model Parameters

Included within this appendix are the following:

- Model description
- Facility Inclusion Criteria
- Model Parameters

Model Description

1. Background

- 1.1 The Facilities Planning Model (FPM) is a computer-based supply/demand model, which has been developed by Edinburgh University in conjunction with sportscotland and Sport England since the 1980s.
- 1.2 The model is a tool to help to assess the strategic provision of community sports facilities in an area. It is currently applicable for use in assessing the provision of sports halls, swimming pools, indoor bowls centres and artificial grass pitches.

2. Use of FPM

- 2.1 Sport England uses the FPM as one of its principal tools in helping to assess the strategic need for certain community sports facilities. The FPM has been developed as a means of:
 - assessing requirements for different types of community sports facilities on a local, regional or national scale;
 - helping local authorities to determine an adequate level of sports facility provision to meet their local needs;
 - helping to identify strategic gaps in the provision of sports facilities; and
 - comparing alternative options for planned provision, taking account of changes in demand and supply. This includes testing the impact of opening, relocating and closing facilities, and the likely impact of population changes on the needs for sports facilities.
- 2.2 Its current use is limited to those sports facility types for which Sport England holds substantial demand data, i.e. swimming pools, sports halls, indoor bowls and artificial grass pitches.



2.3 The FPM has been used in the assessment of Lottery funding bids for community facilities, and as a principal planning tool to assist local authorities in planning for the provision of community sports facilities. For example, the FPM was used to help assess the impact of a 50m swimming pool development in the London Borough of Hillingdon. The Council invested £22 million in the sports and leisure complex around this pool and received funding of £2,025,000 from the London Development Agency and £1,500,000 from Sport England¹.

3. How the model works

3.1 In its simplest form, the model seeks to assess whether the capacity of existing facilities for a particular sport is capable of meeting local demand for that sport, taking into account how far people are prepared to travel to such a facility.

3.2 In order to do this, the model compares the number of facilities (supply) within an area, against the demand for that facility (demand) that the local population will produce, similar to other social gravity models.

3.3 To do this, the FPM works by converting both demand (in terms of people), and supply (facilities), into a single comparable unit. This unit is 'visits per week in the peak period' (VPWPP). Once converted, demand and supply can be compared.

3.4 The FPM uses a set of parameters to define how facilities are used and by whom. These parameters are primarily derived from a combination of data including actual user surveys from a range of sites across the country in areas of good supply, together with participation survey data. These surveys provide core information on the profile of users, such as, the age and gender of users, how often they visit, the distance travelled, duration of stay, and on the facilities themselves, such as, programming, peak times of use, and capacity of facilities.

3.5 This survey information is combined with other sources of data to provide a set of model parameters for each facility type. The original core user data for halls and pools comes from the National Halls and Pools survey undertaken in 1996. This data formed the basis for the National Benchmarking Service (NBS). For AGPs, the core data used comes from the user survey of AGPs carried out in 2005/6 jointly with SportScotland.

3.6 User survey data from the NBS and other appropriate sources are used to update the models parameters on a regular basis. The parameters are set out at the end of the document, and the range of the main source data used by the model includes:

- National Halls & Pools survey data –Sport England
- Benchmarking Service User Survey data –Sport England
- UK 2000 Time Use Survey – ONS
- General Household Survey – ONS
- Scottish Omnibus Surveys – Sport Scotland

¹ Award made in 2007/08 year.



- Active People Survey - Sport England
- STP User Survey - Sport England & Sportscotland
- Football participation - The FA
- Young People & Sport in England – Sport England
- Hockey Fixture data - Fixtures Live
- Taking Part Survey - DCMS

4. Calculating Demand

- 4.1 This is calculated by applying the user information from the parameters, as referred to above, to the population². This produces the number of visits for that facility that will be demanded by the population.
- 4.2 Depending on the age and gender make-up of the population, this will affect the number of visits an area will generate. In order to reflect the different population make-up of the country, the FPM calculates demand based on the smallest census groupings. These are Output Areas (OA)³.
- 4.3 The use of OAs in the calculation of demand ensures that the FPM is able to reflect and portray differences in demand in areas at the most sensitive level based on available census information. Each OA used is given a demand value in VPWPP by the FPM.

5. Calculating Supply Capacity

- 5.1 A facility's capacity varies depending on its size (i.e. size of pool, hall, pitch number), and how many hours the facility is available for use by the community.
- 5.2 The FPM calculates a facility's capacity by applying each of the capacity factors taken from the model parameters, such as the assumptions made as to how many 'visits' can be accommodated by the particular facility at any one time. Each facility is then given a capacity figure in VPWPP. (See parameters in Section C).
- 5.3 Based on travel time information⁴ taken from the user survey, the FPM then calculates how much demand would be met by the particular facility having regard to its capacity and how much demand is within the facility's catchment. The FPM includes an important feature of spatial interaction. This feature takes account of the location and capacity of all the facilities, having regard to their location and the size of demand and assesses whether the facilities are in the right place to meet the demand.

² For example, it is estimated that 7.72% of 16-24 year old males will demand to use an AGP, 1.67 times a week. This calculation is done separately for the 12 age/gender groupings.

³ Census Output Areas (OA) are the smallest grouping of census population data, and provides the population information on which the FPM's demand parameters are applied. A demand figure can then be calculated for each OA based on the population profile. There are over 171,300 OAs in England. An OA has a target value of 125 households per OA.

⁴ To reflect the fact that as distance to a facility increases, fewer visits are made, the FPM uses a travel time distance decay curve, where the majority of users travel up to 20 minutes. The FPM also takes account of the road network when calculating travel times. Car ownership levels, taken from Census data, are also taken into account when calculating how people will travel to facilities.



5.4 It is important to note that the FPM does not simply add up the total demand within an area, and compare that to the total supply within the same area. This approach would not take account of the spatial aspect of supply against demand in a particular area. For example, if an area had a total demand for 5 facilities, and there were currently 6 facilities within the area, it would be too simplistic to conclude that there was an oversupply of 1 facility, as this approach would not take account of whether the 5 facilities are in the correct location for local people to use them within that area. It might be that all the facilities were in one part of the borough, leaving other areas under provided. An assessment of this kind would not reflect the true picture of provision. The FPM is able to assess supply and demand within an area based on the needs of the population within that area.

5.5 In making calculations as to supply and demand, visits made to sports facilities are not artificially restricted or calculated by reference to administrative boundaries, such as local authority areas. Users are generally expected to use their closest facility. The FPM reflects this through analysing the location of demand against the location of facilities, allowing for cross boundary movement of visits. For example, if a facility is on the boundary of a local authority, users will generally be expected to come from the population living close to the facility, but who may be in an adjoining authority.

6. Facility Attractiveness – for halls and pools only

6.1 Not all facilities are the same and users will find certain facilities more attractive to use than others. The model attempts to reflect this by introducing an attractiveness weighting factor, which effects the way visits are distributed between facilities. Attractiveness however, is very subjective. Currently weightings are only used for hall and pool modelling, with a similar approach for AGPs is being developed.

6.2 Attractiveness weightings are based on the following:

- Age/refurbishment weighting – pools & halls - the older a facility is, the less attractive it will be to users. It is recognised that this is a general assumption and that there may be examples where older facilities are more attractive than newly built ones due to excellent local management, programming and sports development. Additionally, the date of any significant refurbishment is also included within the weighting factor; however, the attractiveness is set lower than a new build of the same year. It is assumed that a refurbishment that is older than 20 years will have a minimal impact on the facilities attractiveness. The information on year built/refurbished is taken from Active Places. A graduated curve is used to allocate the attractiveness weighting by year. This curve levels off at around 1920 with a 20% weighting. The refurbishment weighting is slightly lower than the new built year equivalent.
- Management & ownership weighting – halls only - due to the large number of halls being provided by the education sector, an assumption is made that in general, these halls will not provide as balanced a program than halls run by LAs, trusts, etc, with school halls more likely to be used by teams and groups through block booking. A less balanced programme is assumed to be less attractive to a general, pay & play user, than a standard local authority leisure centre sports hall, with a wider range of activities on offer.



6.3 To reflect this, two weightings curves are used for education and non-education halls, a high weighted curve, and a lower weighted curve;

- High weighted curve - includes Non education management - better balanced programme, more attractive.
- Lower weighted curve - includes Educational owned & managed halls, less attractive.

6.4 Commercial facilities – halls and pools - whilst there are relatively few sports halls provided by the commercial sector, an additional weighing factor is incorporated within the model to reflect the cost element often associated with commercial facilities. For each population output area the Indices of Multiple Deprivation (IMD) score is used to limit whether people will use commercial facilities. The assumption is that the higher the IMD score (less affluence) the less likely the population of the OA would choose to go to a commercial facility.

7. Comfort Factor – halls and pools

7.1 As part of the modelling process, each facility is given a maximum number of visits it can accommodate, based on its size, the number of hours it's available for community use and the 'at one time capacity' figure (pools =1 user /6m² , halls = 6 users /court). This gives each facility a "theoretical capacity".

7.2 If the facilities were full to their theoretical capacity then there would simply not be the space to undertake the activity comfortably. In addition, there is a need to take account of a range of activities taking place which have different numbers of users, for example, aqua aerobics will have significantly more participants, than lane swimming sessions. Additionally, there may be times and sessions that, whilst being within the peak period, are less busy and so will have fewer users.

7.3 To account of these factors the notion of a 'comfort factor' is applied within the model. For swimming pools 70%, and for sports halls 80%, of its theoretical capacity is considered as being the limit where the facility starts to become uncomfortably busy. (Currently, the comfort factor is NOT applied to AGPs due to the fact they are predominantly used by teams, which have a set number of players and so the notion of having 'less busy' pitch is not applicable).

7.4 The comfort factor is used in two ways;

- Utilised Capacity - How well used is a facility? 'Utilised capacity' figures for facilities are often seen as being very low, 50-60%, however, this needs to be put into context with 70-80% comfort factor levels for pools and halls. The closer utilised capacity gets to the comfort factor level, the busier the facilities are becoming. You should not aim to have facilities operating at 100% of their theoretical capacity, as this would mean that every session throughout the peak period would be being used to its maximum capacity. This would be both unrealistic in operational terms and unattractive to users.
- Adequately meeting Unmet Demand – the comfort factor is also used to increase the amount of facilities that are needed to comfortably meet the unmet demand. If this comfort factor is not added, then any facilities provided will be operating at its maximum theoretical capacity, which is not desirable as a set out above.



8. Utilised Capacity (used capacity)

8.1 Following on from Comfort Factor section, here is more guidance on Utilised Capacity.

8.2 Utilised capacity refers to how much of facilities theoretical capacity is being used. This can, at first, appear to be unrealistically low, with area figures being in the 50-60% region. Without any further explanation, it would appear that facilities are half empty. The key point is not to see a facilities theoretical maximum capacity (100%) as being an optimum position. This, in practise, would mean that a facility would need to be completely full every hour it was open in the peak period. This would be both unrealistic from an operational perspective and undesirable from a user's perspective, as the facility would completely full.

8.3 For example:

A 25m, 4 lane pool has Theoretical capacity of 2260 per week, during 52 hour peak period.

	4-5pm	5-6pm	6-7pm	7-8pm	8-9pm	9-10pm	Total Visits for the evening
Theoretical max capacity	44	44	44	44	44	44	264
Actual Usage	8	30	35	50	15	5	143

8.4 Usage of a pool will vary throughout the evening, with some sessions being busier than others though programming, such as, an aqua-aerobics session between 7-8pm, lane swimming between 8-9pm. Other sessions will be quieter, such as between 9-10pm. This pattern of use would give a total of 143 swims taking place. However, the pool's maximum capacity is 264 visits throughout the evening. In this instance the pools utilised capacity for the evening would be 54%.

8.5 As a guide, 70% utilised capacity is used to indicate that pools are becoming busy, and 80% for sports halls. This should be seen only as a guide to help flag up when facilities are becoming busier, rather than a 'hard threshold'.

9. Travel times Catchments

9.1 The model uses travel times to define facility catchments in terms of driving and walking.

9.2 The Ordnance Survey (OS) Integrated Transport Network (ITN) for roads has been used to calculate the off-peak drive times between facilities and the population, observing one-way and turn restrictions which apply, and taking into account delays at junctions and car parking. Each street in the network is assigned a speed for car travel based on the attributes of the road, such as the width of the road, and geographical location of the road, for example the density of properties along the street. These travel times have been derived through national survey work, and so are based on actual travel patterns of users. The road speeds used for Inner & Outer London Boroughs have been further enhanced by data from the Department of Transport.

9.3 The walking catchment uses the OS Urban Path Network to calculate travel times along paths and roads, excluding motorways and trunk roads. A standard walking speed of 3 mph is used for all journeys



- 9.4 The model includes three different modes of travel, by car, public transport & walking. Car access is also taken into account, in areas of lower access to a car, the model reduces the number of visits made by car, and increases those made on foot.
- 9.5 Overall, surveys have shown that the majority of visits made to swimming pools, sports halls and AGPs are made by car, with a significant minority of visits to pools and sports halls being made on foot.

Facility	Car	Walking	Public transport
Swimming Pool	76%	15%	9%
Sports Hall	77%	15%	8%
AGP			
Combined	83%	14%	3%
Football	79%	17%	3%
Hockey	96%	2%	2%

- 9.6 The model includes a distance decay function; where the further a user is from a facility, the less likely they will travel. The set out below is the survey data with the % of visits made within each of the travel times, which shows that almost 90% of all visits, both car borne or walking, are made within 20 minutes. Hence, 20 minutes is often used as a rule of thumb for catchments for sports halls and pools.

Minutes	Sport halls		Swimming Pools	
	Car	Walk	Car	Walk
0-10	62%	61%	58%	57%
10-20	29%	26%	32%	31%
20-40	8%	11%	9%	11%



Strategic Assessment of Sports Hall Provision for Charnwood Borough Council

Sport England's Facilities Planning Model Report

Date of report
July 2017



Contents

1. <u>Introduction</u>	1
2. <u>Sports Hall Supply</u>	4
3. <u>Demand for Sports Halls</u>	9
4. <u>Supply and Demand Balance</u>	12
5. <u>Satisfied Demand for Sports Halls</u>	14
6. <u>Unmet Demand for Sports Halls</u>	18
7. <u>Used Capacity (how full are the sports halls?)</u>	24
8. <u>Local Share of Facilities</u>	29
9. <u>Summary of key findings and conclusions</u>	31
Appendix 1 - Sports Halls in the Assessment.....	3340
Appendix 2 – Model description, Inclusion Criteria and Model Parameters	43



1. Introduction

- 1.1 Charnwood Borough Council is developing an evidence base for indoor sports facilities. The Council has decided to apply the Sport England facility planning model (fpm) to develop an evidence base for the supply, demand and access to sports halls in 2017 and projected forward to 2036.
- 1.2 In April 2017, a report was produced setting out the findings from the fpm assessment. On reviewing the report the Council decided it wished to re run the model with a set of reduced hours for community use for the sports hall facilities at the University of Loughborough and the Wellbeck 6th Form Defence College. Also to exclude the Holywell Fitness Centre from the assessment. This updated report sets out the findings, including these changes.
- 1.3 The fpm evidence base will be applied by the Council in the strategic planning of provision for sports halls across the Borough. It will also be used in the Council's Local Plan, for the development of planning policy for sports halls. Plus helping to secure contributions to part fund the future requirements for sports halls. Finally, the fpm evidence base will also be used to help shape and inform the emerging Charnwood Borough Council Leisure Facilities Strategy.
- 1.4 In the fpm work there are two assessments (known as runs) and these also include committed changes in sports halls provision in the neighbouring authorities, which have been notified to Charnwood Council, and which will impact on the supply, demand and access to sports halls in the Borough.
- 1.5 This updated report sets out the findings from this fpm assessment. The fpm modelling runs are:
 - Run 1 – supply, demand and access to sports halls based on the population in Charnwood Borough and the neighbouring authorities in 2017, with the changed hours for community use at the University of Loughborough and the Wellbeck 6th Form Defence College and excluding the Holywell Fitness Centre
 - Run 2 – supply, demand and access to sports halls in 2036, based on the projected change in population 2017 – 2036 in Charnwood Borough and applying bespoke population projections. ONS population projections are applied to the neighbouring local authorities and including the facility changes in run 1
 - Run 2 also tests
 - a. the impact of the closure of the Hermitage Leisure Centre in NW Leicestershire and opening a new 8 badminton court sports hall in Coalville in 2022; and
 - b. the impact of proposals for two additional sports halls within Charnwood, as part of strategic urban extensions, at West of Loughborough, with a 3 badminton court size sports hall opening in 2025. Plus the inclusion for a 4 badminton court size sports hall at the strategic urban extension North East of Leicester opening in 2023.

The study area

- 1.6 Customers of sports halls, do not reflect local authority boundaries and whilst there are management and pricing incentives for customers to use sports facilities located in the area in which they live, there are some big determinants as to which sports halls people will choose to use.
- 1.7 These are based on: other facilities on the same site, such as a studio which means participants can also undertake exercise and dance classes, or, perhaps more importantly a gym; the programming of the sports halls and with activities that are available at times which fit with the lifestyle of residents; and most importantly the age and condition of the sports hall and inherently its attractiveness. If there are two or more sports halls in the same area residents may choose to use a more modern venue. This is even if it means a longer journey, if, the alternative sports hall has modern changing accommodation, a sprung timber floor and a good quality lighting system in the main hall.
- 1.8 For all these reasons influencing choice, it is important to assess the supply, demand and access to sports halls based on their locations and catchment area. This includes sports halls across Charnwood and in the neighbouring local authorities to Charnwood.
- 1.9 The nearest facility for some Charnwood residents may be outside the authority (known as exported demand) and for some residents of neighbouring authorities their nearest sports hall could be in Charnwood (known as imported demand).
- 1.10 To take account of these impacts a study area is established which places Charnwood at the centre of the study and includes all the neighbouring authorities to Charnwood Borough. The study assesses the impact of the catchment area of the sports halls in this study area and how demand is distributed across the study area and across boundaries. A map of the study area is set out below. (Note: there are no sports halls in Blaby District where the catchment area extends into Charnwood).

Map 1.1: Study area map for the Charnwood Borough Council sports halls study





Report structure, content and sequence

- 1.11 The findings for Charnwood for runs 1 - 2 for 2017 and 2036 are set out in a series of tables this allows a “read across” to see the changes that occur for each entry in the tables. The headings for each table are: total supply; total demand; supply and demand balance; satisfied demand; unmet demand; used capacity (how full the facilities are); and local share. A definition of each heading is set out at the start of the reporting.
- 1.12 Following each table is a commentary on the key findings. Where valid to do so, comparisons are made on the findings in the neighbouring authorities. Maps to support the findings on, sports hall locations, total demand, unmet demand, drive time and walking catchment areas, imported and exported demand and local share of sports halls are also included.
- 1.13 A summary of key findings and conclusions are set out at the end of the main report.
- 1.14 Appendix 1 lists the sports halls included in the assessment. Appendix 2 is a description of the facility planning model and its parameters.



2. Sports Halls Supply

Total Supply

Table 2.1: Sports Hall Supply Charnwood 2017 - 2036

Charnwood	RUN 1	RUN 2
Total Supply	2017	2036
Number of halls	20	22
Number of hall sites	16	18
Supply of total hall space expressed as main court equivalents	81.7	88.7
Supply of hall space in courts, scaled by hours available in the peak period	55.7	62.6
Supply of total hall space in	15,194	17,102
Courts per 10,000 population	4.5	4.2

- 2.1 Definition of supply – this is the supply or capacity of the sports halls which are available for public and club use in the weekly peak period. The supply is expressed in number of visits that a sports hall can accommodate in the weekly peak period and in numbers of badminton courts.
- 2.2 There are 20 sports halls on 16 sites in Charnwood in 2017. In terms of total numbers of badminton courts, there is a supply of just fewer than 82 badminton courts. The supply available for community use is just fewer than 56 badminton courts. The difference between the total supply of badminton courts and the effective supply of courts for community use of 26 badminton courts (rounded) is because of the variable amount of hours for community use at the education sites. The impact of this difference is reviewed under the unmet demand and used capacity headings.
- 2.3 In 2036, the inclusion of the 2 new sports hall sites titled North East of Leicester and West of Loughborough, means there are 22 sports halls on 18 sites in Charnwood Borough. A list of the sports halls included in runs 1 and 2 and with the two new sports hall sites, is set out in Table 2.2. The new Coalville Leisure Centre in NW Leicestershire is also included in Table 2.2. Appendix 1 contains a list of all the sports halls included in the assessment across the whole study area.



Table 2.2: Runs 1 and 2 Sports hall Supply Charnwood 2017 and 2036

Name of Site	Type	Dim'ons	Area	No of court	Site Year Built	Site Year Refurb	Car % Demand	Public Tran % Demand	Walk % Demand
Charnwood					1986		76%	7%	17%
CHARNWOOD COLLEGE	Main	34 x 20	690	4	1955		67%	7%	27%
CHARNWOOD COLLEGE	Main	33 x 15	495						
HIND COLLEGE LEYS	Main	33 x 18	594	4	1976		72%	5%	23%
HUMPHREY PERKINS HIGH SCHOOL	Main	33 x 18	594	4	2006		57%	3%	39%
LIMEHURST ACADEMY	Main	33 x 20	660	4	2001		70%	8%	22%
LOUGHBOROUGH GRAMMAR SCHOOL	Main	33 x 18	594	4	1978		74%	8%	18%
LOUGHBOROUGH LEISURE CENTRE	Main	40 x 34	1380	8	1975	2012	75%	8%	18%
LOUGHBOROUGH UNIVERSITY	Main	33 x 18	594	4	1996		68%	7%	25%
RATCLIFFE COLLEGE	Main	35 x 18	630	4	1975		91%	6%	3%
RAWLINS ACADEMY	Main	30 x 16	480	3	1987		81%	6%	14%
RAWLINS ACADEMY	Activity Hall	18 x 10	180						
SHEPshed HIGH SCHOOL	Main	26 x 22	572	4	1975	2007	73%	5%	22%
SOAR VALLEY LEISURE CENTRE	Main	33 x 18	594	4	2004		86%	6%	7%
THE CEDARS ACADEMY	Main	30 x 16	480	4	1977		72%	7%	21%
THE RADMOOR CENTRE	Main	33 x 18	594	4	2004		75%	8%	17%
THE RADMOOR CENTRE	Main	30 x 15	464						
THE ROUNDHILL ACADEMY	Main	33 x 18	594	4		2007	78%	8%	14%
WELBECK DEFENCE SIXTH FORM COLLEGE	Main	33 x 18	594	4	2005		81%	5%	14%
WREAKE VALLEY ACADEMY	Main	35 x 20	700	4	1972		84%	6%	10%
WREAKE VALLEY ACADEMY	Main	35 x 20	700						
RUN 2 ADDITIONS									
NORTH EAST OF LEICESTER SUE	Main	34 x 20	690	4	2023		87%	10%	3%
WEST OF L'BORO SUE	Main	27 x 18	486	3	2025		87%	7%	6%
RUN 2 NW LEICESTERHIRE									
COALVILLE LEISURE CENTRE	Main	37 x 33	1221	8	2022		90%	6%	4%



- 2.4 The provision of sports halls in Charnwood is extensive in scale in 2017. There is an eight badminton court, so a double sports hall site at Loughborough Leisure Centre. All the remaining sports halls sites bar one is a four badminton court size sports hall. This size of sports hall can accommodate the full range of indoor hall sports at the community level of activity. There is also a 3 badminton court size sports hall located at Rawlins Academy.
- 2.5 In 2036, the supply is increased by two sites in Charnwood, with a four badminton court size sports hall at the North East of Leicester site and a three badminton court size sports hall at the West of Loughborough site. There is also the eight court Coalville Leisure Centre, located in NW Leicestershire.
- 2.6 The average age of the Charnwood sports hall sites in 2017 is 25 years. This excludes Charnwood College sports hall which opened in 1955. The next sports hall did not open in Charnwood until 1972 and is the Wreake Valley Academy sports hall.
- 2.7 Nine of the sites opened before 2000 and the decade for sports halls provision was the 1970's when seven venues opened. One venue opened in each of the 1980's and 1990's. Then five venues opened in the 2000 – 2010 decade, the most recent sports hall is the Humphrey Perkins High School which opened in 2006.
- 2.8 Of the venues which opened in the 1970's two have been modernised. According to the data the Charnwood College venue has not had a major modernisation. Modernisation is defined as any or all of, replacement of the sports hall flooring, installation of high quality lighting and modernisation of the changing accommodation.
- 2.9 Facilities are only part of an explanation or influence on hall sports participation. However, Sport England research shows, as with swimming pools, provision of modern sports halls with proactive development programmes does increase participation.
- 2.10 Based on a measure of badminton courts per 10,000 population, Charnwood has 4.5 courts per 10,000 population in 2017. Based on the projected growth in population to 2036 there are 4.2 badminton courts per 10,000 population.
- 2.11 Charnwood has the second highest supply by this measure in 2017 and the joint highest with Rushcliffe in 2036. The highest provision in 2017 is in Rushcliffe at 4.7 badminton courts per 10,000 population. The lowest provision is in Hinckley and Bosworth at 3.5 badminton courts per 10,000 population in 2017 and 3.1 courts in 2036, the same as for Leicester City.
- 2.12 In NW Leicestershire, the impact of the projected increase in demand from population growth and the new 8 badminton court size sports hall at Coalville, due to open in 2022 is to reduce the badminton courts per 10,000 population by only 0.1 court to 3.6 courts in 2036.
- 2.13 The supply for East Midlands Region and England wide in 2016 is 4.3 badminton courts per 10,000 population in 2017. In 2036 it is projected to be 3.9 badminton courts per 10,000 population in East Midlands Region and 3.8 courts for England wide.



2.14 The required provision in Charnwood will be based on the supply and demand assessment. Table 2.3 is simply providing the comparative local authority findings based on this measure of badminton courts per 10,000 population.

Table 2.3: Badminton courts per 10,000 population for all authorities in the study area 2017 and 2036

Courts per 10,000 population	RUN 1	RUN 2
	2017	2036
Charnwood	4.5	4.2
Leicester UA	3.6	3.1
Harborough	4.5	3.9
Hinckley & Bosworth	3.5	3.1
Melton	4.4	4.0
North West Leicestershire	3.7	3.6
Rushcliffe	4.7	4.2

Sports hall locations

2.15 Map 2.1 overleaf shows the location of the sports halls in Charnwood in run 2 for 2036. The sports hall locations and catchment areas are important in determining the amount of demand which is inside and outside the catchment area of each site. If there is significant unmet demand outside catchment it is important to identify the scale and location. (Set out under the satisfied and unmet demand headings).

2.16 The location of the two new sports halls located in the NW of the Borough, with the West of Loughborough sports hall site and the SE of the Borough, with the North East of Leicester site, are shown with red diamonds for their locations.

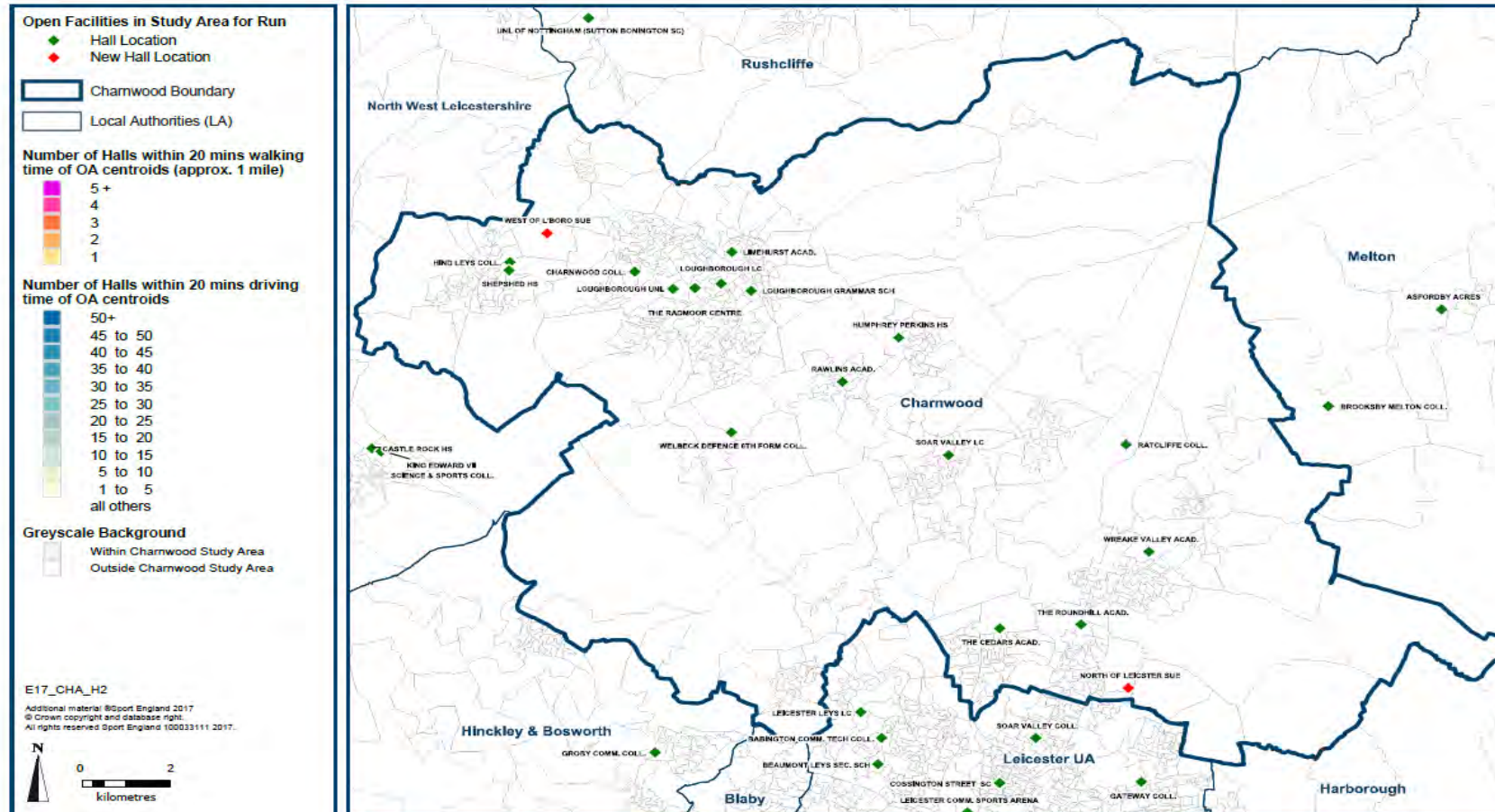


Map 2.1: Run 2 Location of sports hall in Charnwood 2036



Facility Planning Model - Halls Catchments for Charnwood
RUN 2: 2036 with bespoke population projections for Charnwood

Catchments shown thematically (colours) at output area level expressed as the number of Halls within 20 minutes travel time of output area centroid.





3. Demand for Sports Halls

Table 3.1: Demand for sports halls Charnwood 2017 – 2036

Charnwood	RUN 1	RUN 2
Total Demand	2017	2036
Population	180,286.	212,306.
Visits demand – visits per week peak period	11,402.	13,209.
Equivalent in courts – with comfort factor included	52.2	60.5
% of population without access to a car	17.4	17.4

- 3.1 Definition of total demand – it represents the total demand for sports halls by both genders and for 14 five-year age bands from 0 to 65+. This is calculated as the percentage of each age band/gender that participates. This is added to the frequency of participation in each age band/gender, so as to arrive at a total demand figure, which is expressed in visits in the weekly peak period. Total demand is also expressed in numbers of badminton courts.
- 3.2 The population in Charnwood in 2017 is 180,286 people and is projected to be 212,306 people in 2036, a 17.7% increase between the two years. The total demand for sports halls by Charnwood residents in 2017 is 11,402 visits in the weekly peak period of weekday evenings and weekend days. This demand equates to just over 52 badminton courts.
- 3.3 The total demand for sports halls is projected to increase to 13,209 visits in the weekly peak period by 2036. This is a 15.8% increase in demand for sports halls between the two years. This demand equates to 60.5 badminton courts for community use in 2036.
- 3.4 So the 17.7% increase in the population is generating a 15.8% increase in demand for sports halls between 2017 -2036. (Appendix 2 sets out the details of the participation rates and frequencies of participation for hall sports for both genders and for each age range).
- 3.5 The findings on the percentage of the population who do not have access to a car is set out under total demand and this is 17.4% of the Charnwood population in 2017 and projected to be unchanged in 2036. The East Midlands Region figure is 21.3% and for England it is 24.9% of the population who do not have access to a car, again in both years.
- 3.6 The Charnwood finding illustrates that around a sixth of residents will find it difficult to access a sports hall, if there is not a venue within the 15 minute public transport catchment area of a sports hall, or, the even smaller 20 minutes/1 mile walk to catchment area of a sports hall.
- 3.7 The data is identifying that in 2017 just under 78% of all visits to sports halls are by car (20 minutes' drive time catchment) and just under 80% in 2036. Some 15.7% of visits in 2017 are by walkers and 13.9% in 2036 (20 minutes/1mile walk to catchment area) and just over 6% of visits in both years by public transport (15 minutes catchment area).



- 3.8 The location and scale of demand for sports halls for the forward projection in 2036 in run 2 is set out in Map 3.1 overleaf. The amount of demand is set out in 1 kilometre grid squares and is colour coded. Purples squares have values of between 0 – 0.2 of one badminton court, light blue is 0.2 – 0.4 of one badminton court, turquoise is 0.4 – 0.6 of one badminton court, light green is 0.6 – 0.8 of one badminton court, lime green is 0.8 - 1 badminton court, cream is 1 – 2 badminton courts and salmon pink is 2-4 badminton courts.
- 3.9 Most of the squares are shaded purple or light blue and most of the demand not surprisingly is clustered around the sports hall locations, especially in Loughborough.



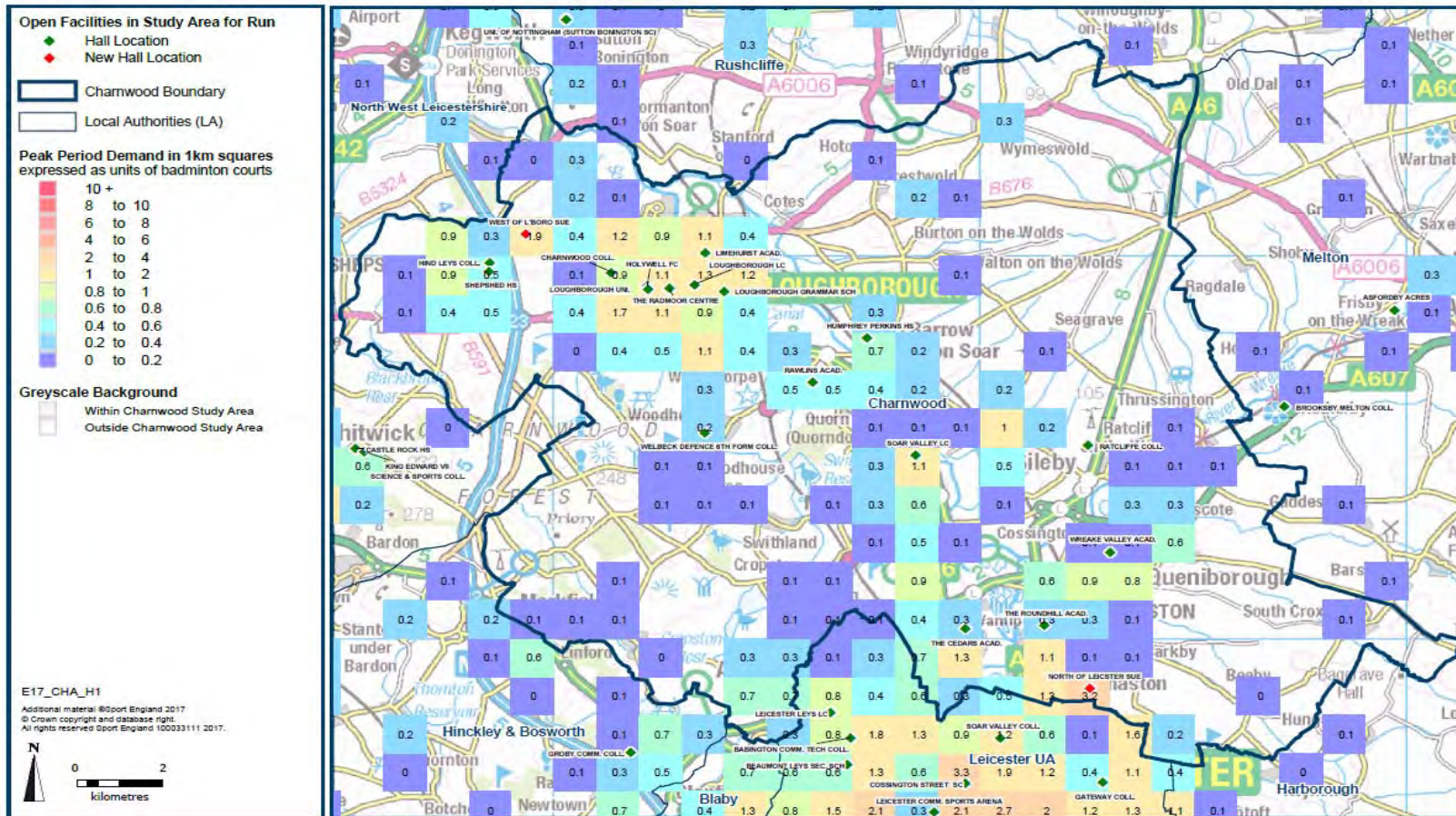
CHARNWOOD BOROUGH COUNCIL INDOOR FACILITY STRATEGY

Map 3.1: Run 2 location and scale of demand for sports halls Charnwood 2036



Facility Planning Model - Halls Demand for Charnwood RUN 2: 2036 with bespoke population projections for Charnwood

Peak period demand aggregated at 1km square grid (figure labels) and shown thematically (colours). Peak period demand at 1km square grid level expressed as units of badminton courts.





4. Supply and Demand Balance for Sports Halls

Table 4.1: Supply and Demand Balance Charnwood 2017 - 2036

Charnwood	RUN 1	RUN 2
Supply/Demand Balance	2017	2036
Supply - Hall provision (courts) scaled to take account of hours available for community use	55.7	62.6
Demand - Hall provision (courts) taking into account a 'comfort' factor	52.2	60.5
Supply / Demand balance - Variation in courts provision available compared to the minimum required to meet demand.	3.5	2.1

- 4.1 Definition of supply and demand balance – supply and demand balance compares total demand generated within Charnwood for sports halls with the total supply of sports halls within Charnwood. It therefore represents an assumption that ALL the demand for sports halls in Charnwood is met by ALL the supply of sports halls in Charnwood (Note: it does exactly the same for the other local authorities in the study area).
- 4.2 In short, supply and demand balance is NOT based on where the sports halls are located and their catchment area extending into other authorities. Nor, the catchment areas of sports halls in neighbouring authorities extending into Charnwood. Most importantly supply and demand balance does NOT take into account the propensity/reasons for residents using facilities outside their own authority.
- 4.3 The more detailed modelling based on the CATCHMENT AREAS of sports halls across local authority boundaries is set out under the Satisfied Demand, Unmet Demand and Used Capacity headings.
- 4.4 The reason for presenting the supply and demand balance is because some local authorities like to see how THEIR total supply of sports halls compares with THEIR total demand for sports halls. Supply and demand balance presents this comparison.
- 4.5 When looking at this closed assessment, the Charnwood supply of sports halls in 2017 for community use is 55.7 badminton courts. This increases to 62.6 badminton courts in 2036 when the 4 court sports hall at the North East of Leicester site and the 3 badminton court sports hall at the West of Loughborough site are included.
- 4.6 The Charnwood demand for sports halls is for 52.2 badminton courts in 2017 and projected to be 60.5 badminton courts in 2036.
- 4.7 So there is near supply and demand balance, with a positive balance 3.5 badminton courts in 2017 and reducing to 2.1 badminton courts by 2036.



- 4.8 To repeat however, this is the closed assessment and the findings for the interaction of supply, demand and access to sports halls inside and outside Charnwood and based on the catchment areas of sports halls needs to be set out. This will establish how much of the Charnwood demand for sports halls can be met, how much unmet demand there is and where it is located.
- 4.9 The supply and demand balance findings for Charnwood and the neighbouring authorities is set out in Table 4.2 below. Rushcliffe has a positive balance of 13.7 badminton courts in 2017 and then 9.9 badminton courts in 2036. Whilst Harborough has a positive balance of 7.3 badminton courts in 2017 and 5.6 badminton courts in 2036. Melton is just in balance, with a positive balance of 1.3 badminton courts in 2017 and then 0.6 of a court in 2036.
- 4.10 NW Leicestershire has a positive balance of 2.7 courts in 2017 and this increases to 3.3 courts by 2036 because of the provision of the 8 badminton court size sports hall, located in Coalville and due to open in 2022.
- 4.11 Leicester City has a negative balance of 6.2 badminton courts in 2017 and increasing to 18.2 badminton courts by 2036. Whilst Hinckley and Bosworth goes from balance in 2017 to a small negative balance of 1.8 badminton courts by 2036.
- 4.12 Overall across the study area there is a positive balance of 22.3 badminton courts in 2017 and just 1.5 badminton courts in 2036. This suggests that the deficit in Leicester will mean their sports halls are likely to be close to full and there will be quite a high export of the Leicester demand, where its residents are within the catchment area of a sports hall in a neighbouring authority.

Table 4.2: Runs 1 and 2 supply and demand balances for all authorities in the study area 2017 and 2036.

Supply / Demand balance - Variation in courts provision available compared to the minimum required to meet demand	RUN 1	RUN 2
	2017	2036
Charnwood	3.5	2.1
Leicester UA	-6.2	-18.3
Harborough	7.3	5.6
Hinckley & Bosworth	0.1	-1.8
Melton	1.3	0.6
North West Leicestershire	2.7	3.3
Rushcliffe	13.7	9.9



5. Satisfied Demand for Sports Halls

Table 5.1: Satisfied demand for sports halls Charnwood 2017 – 2036

Charnwood	RUN 1	RUN 2
Satisfied Demand	2017	2036
Total number of visits which are met visits per week peak period	10,841.	12,473.
% of total demand satisfied	95.1	94.4
% of demand satisfied who travelled by car	78.2	79.7
% of demand satisfied who travelled by foot	15.2	13.6
% of demand satisfied who travelled by public transport	6.5	6.8
Demand Retained visits per week peak period	8,606.	9,884.
Demand Retained -as a % of Satisfied Demand	79.4	79.2
Demand Exported visits per week peak period	2,235.	2,589.
Demand Exported -as a % of Satisfied Demand	20.6	20.8

- 5.1 Definition of satisfied demand – it represents the proportion of total demand that is met by the capacity at the sports halls from residents who live within the driving, walking or public transport catchment area of a sports hall.
- 5.2 The finding is that 95.1% of the Charnwood total demand for sports halls can be met in 2017. This only decreases very slightly to 2036, when 94.4% of the Charnwood total demand for sports halls is projected to be met.
- 5.3 So well over 90% of the Charnwood total demand for sports halls in both years is located inside the catchment area of a sports hall. Plus there is enough capacity at the sports halls to absorb this level of demand. Overall a very high level of the Charnwood demand for sports halls is met.
- 5.4 The level of satisfied demand for the other authorities in the study area is set out in Table 5.2 below. All authorities have a total satisfied demand level of over 90% of total demand being met in both years, except Leicester in 2036, where it is 89.5% of total demand which is satisfied in 2036.

Table 5.2: Runs 1 and 2 satisfied demand for sports halls for all authorities in the study area 2017 and 2036

% of total demand satisfied	RUN 1	RUN 2
	2017	2036
Charnwood	95.1	94.4
Leicester UA	90.1	89.5
Harborough	94.8	94.7
Hinckley & Bosworth	93.1	92.7
Melton	91.5	91.5
North West Leicestershire	92.3	92.2
Rushcliffe	92.6	92.5



- 5.5 Car travel is the dominate travel mode to sports halls by Charnwood residents (20 minutes' drive time catchment area), with just over 78% of all visits in 2017 and projected to be just under 80% in 2036. The percentage of visits to sports halls by walkers (20 minutes/1mile catchment area) is 15.2% in 2017 and 13.6% in 2036.
- 5.6 The percentage of visits by public transport (15 minutes catchment area), is 6.5% of all visits in 2017 and projected to be virtually unchanged in 2036 at 6.8% of all visits.

Retained demand

- 5.7 There is a sub set of the satisfied demand findings which are about how much of the Charnwood demand is retained at the Charnwood sports halls. This is based on the catchment area of sports halls and residents using the nearest sports hall to where they live - known as retained demand.
- 5.8 Retained demand is 79.4% of the Charnwood total satisfied demand in 2017 and it is projected to be 79.2% in 2036. The impact of the increase in demand from population growth between 2017 and 2036 and the location of the residential development, does not create a change in retained demand.
- 5.9 So it would appear, the location and catchment area of the proposed two new sports halls, and the existing sports hall venues, are very well located in relation to the location of the Charnwood demand for sports halls in 2036. In short, the nearest sports halls for a Charnwood resident for nearly eight out of ten visits, is a sports hall located within the Borough.

Exported demand

- 5.10 The residual of satisfied demand, after retained demand is exported demand. In run 1 the finding is that 20.6% of the Charnwood satisfied demand is being exported. It increases very slightly to 20.8% of the Charnwood demand being exported and met outside the authority by 2036.
- 5.11 The destination and scale of the Charnwood exported demand for 2036 is set out in Map 5.1 below. The yellow chevron represents the number of visits which are exported and met in neighbouring authorities.
- 5.12 The vast majority of the exported demand goes to Leicester City at 1,983 visits or 80.5% of the total Charnwood demand for sports halls which is exported. This is not a surprising finding given Leicester has 30 sports halls on 23 sites. Plus as map 2.1 illustrates there are quite a few sports hall sites close to the Charnwood boundary. The catchment area of many of these venues will extend into Charnwood and be accessible to Charnwood residents.
- 5.13 After Leicester, there are 229 visits exported to NW Leicestershire in 2036, which is 9.3% of the total Charnwood demand for sports halls which is exported in 2036. This is followed by 100 visits exported to Rushcliffe, which is 4% of the total Charnwood demand exported in 2036. Then just 87 visits exported to Melton, 3.5% of the total exported demand, then 61 visits are exported to Hinckley and Bosworth, which is 2.4% of the total exported demand in 2036.
- 5.14 For context, Charnwood is retaining 9,884 visits in the weekly peak period at sports halls located in the Borough in 2036.

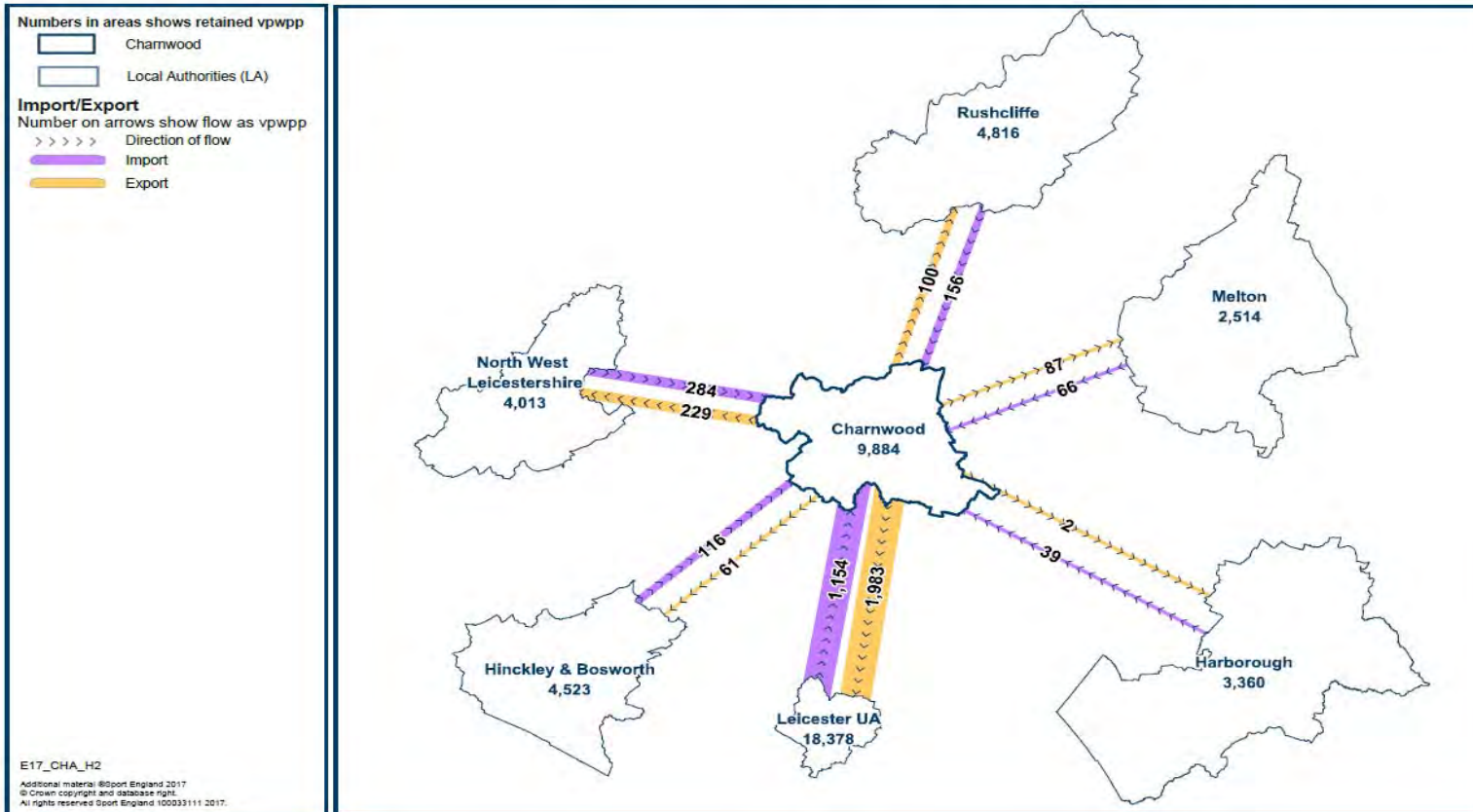


Map 5.1: Run 2 Export of Charnwood satisfied demand for sports halls 2036



Facility Planning Model - Halls Import/Export for Charnwood
RUN 2: 2036 with bespoke population projections for Charnwood

Imported and exported demand between study area and surrounding local authorities shown thematically (size of lines) as visits per week in the peak period.





6. Unmet Demand for Sports Halls

Table 6.1: Unmet demand for sports halls Charnwood 2017 – 2036

Charnwood	RUN 1	RUN 2
Unmet Demand	2017	2036
Total number of visits in the peak, not currently being met visits per week peak period	560.	736.
Unmet demand as a % of total demand	4.9	5.6
Equivalent in Courts - with comfort factor	2.6	3.4
% of Unmet Demand due to:		
Lack of Capacity -	5.5	6.3
Outside Catchment -	94.6	93.6

- 6.1 The unmet demand definition has two parts to it - demand for sports halls which cannot be met because (1) there is too much demand for any particular sports hall within its catchment area; or (2) the demand is located outside the catchment area of any sports hall and is then classified as unmet demand.
- 6.2 Unmet demand in run 1 for 2017 is just 4.9% of total demand and which equates to 2.6 badminton courts – so a very low level of unmet demand in Charnwood in 2017.
- 6.3 Unmet demand in run 2 for 2036 is only slightly higher, at 5.6% of total demand, and 3.4 badminton courts.
- 6.4 In summary, unmet demand increases only very slightly between the two years. In large part this is because the 15.8% increase in demand for sports halls can be met by a lot of the existing and accessible supply. Plus there is the increased provision of two new sports halls at the West of Loughborough site in 2023 and the North East of Leicester site in 2025.
- 6.5 Supply in NW Leicestershire also changes, resulting from the closure of the Hermitage Leisure Centre and the opening of the Coalville new 8 badminton court size sports hall in NW Leicestershire in 2022.
- 6.6 Of the total Charnwood unmet demand, 94.6% in 2017 and 93.6% in 2036 is from definition 2 and is locational unmet demand. With just 5.5% of the total unmet demand in 2017 and 6.3% in 2036 from lack of sports hall capacity.
- 6.7 Unmet demand outside catchment will always exist because it is not possible to get complete geographic coverage, whereby all areas of an authority are inside the catchment area of a sports hall. The public transport catchment area is 15 minutes and most importantly for walking, it is only 20 minutes/1mile.



- 6.8 The findings on unmet demand can be set out by reference to what is termed aggregated unmet demand for sports halls. This assessment identifies the total unmet demand in one kilometre grid squares across Charnwood in units of badminton courts. It aggregates the total unmet demand in each one kilometre grid square.
- 6.9 This process allows identification of how unmet demand varies across Charnwood and if there are any clusters of unmet demand. This is set out in map 6.1 for run 2. It has to be remembered that across Charnwood, unmet demand only totals 2.6 badminton courts in 2017 and 3.4 badminton courts in 2036 and so the values in the squares are quite low.
- 6.10 The amount of unmet demand in each square is colour coded. Light blue squares have aggregated unmet demand of between 0.2 – 0.4 of one badminton court, turquoise squares have a value of between 0.4 – 0.6 of one court, light green squares 0.6 – 0.8 of one court, lime green squares 0.8 – 1 badminton court and cream squares have a value of between 1 – 2 courts.
- 6.11 Aggregated unmet demand is highest in the south of the Borough in the Birstall area and north and east of Birstall. However aggregated unmet demand is only just over one badminton court in the highest value square in this area. It is also the location of the new 4 badminton court size sports hall for the North East of Leicester site in 2025. There is most likely unmet demand in this area because some residents live outside the walking catchment area of the sports halls.
- 6.12 The majority of the remainder of the Borough is coloured light and dark blue with very low values of aggregated unmet demand.
- 6.13 It is not a surprise to find that there are no hot spots of aggregated unmet demand, given the total amount outside the catchment area of a sports hall across Charnwood in 2036 is just over 3 badminton courts.

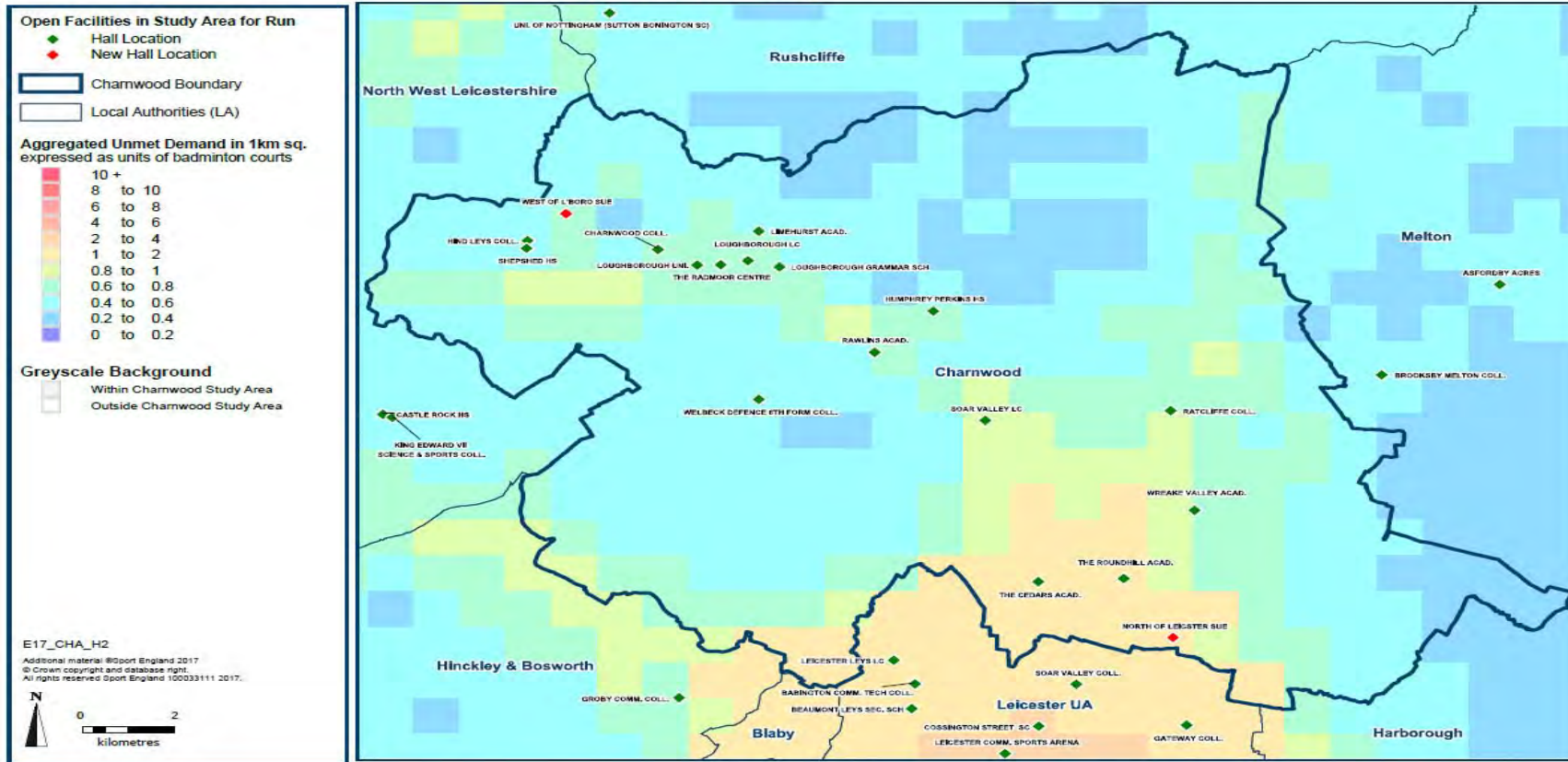


Map 6.1: Run 2 aggregated unmet demand for sports halls Charnwood 2036



Facility Planning Model - Halls Aggregated Unmet Demand for Charnwood
RUN 2: 2036 with bespoke population projections for Charnwood

Aggregated unmet demand aggregated at 1km square grid (figure labels) and shown thematically (colours). Aggregated unmet demand at 1km square grid level expressed as units of badminton courts.





- 6.14 As mentioned unmet demand outside catchment will always exist because it is not possible to get complete geographic coverage where all demand is inside catchment. The unmet demand is most likely by residents who do not have access to a car and live outside the walking catchment area of a sports hall.
- 6.15 To provide context for how accessible the Charnwood sports halls are to residents, Map 6.2 below illustrates the number of sports halls Charnwood residents can access based on the 20 minutes' drive time catchment area of the sports hall locations (this is sports halls located both inside and outside the authority), this is for run 2 in 2036.
- 6.16 In the areas shaded light grey (area in the SE and N of the Borough), residents have access to between 5 – 10 sports halls based on the location and drive time catchment area of sports halls. In the darker grey areas (across the centre of the Borough) residents have access to between 10 - 15 sports halls. Whilst in the light green areas (northern half of the Borough) residents have access to between 15 – 20 sports halls. In the darker green areas (areas in the south and centre of the Borough) residents have access to between 20 – 25 sports halls. In the areas shaded blue residents have access to between 25 – 30 sports halls and finally in the darker blue areas it is access to between 30 -35 sports halls.
- 6.17 All levels of accessibility are based on where residents live and the 20 minute drive time catchment area of the sports hall locations. Around 80% of the land area of Charnwood is inside the drive time catchment area of between 10 – 15 sports halls. This provides good levels of accessibility for residents who travel to sports halls by car and which is 78% of all visits in 2017 and 79% in 2036.
- 6.18 Map 6.3 overleaf illustrates the areas of the Borough which are inside the 20 minutes/1mile walking catchment area of the sports hall locations, again this is for 2036. In the areas shaded cream residents have access to 1 sports hall. In the area around Loughborough, shaded two shades of orange and also pink and where there is a cluster of sports halls, residents have access to between 2 – 4 sports halls.

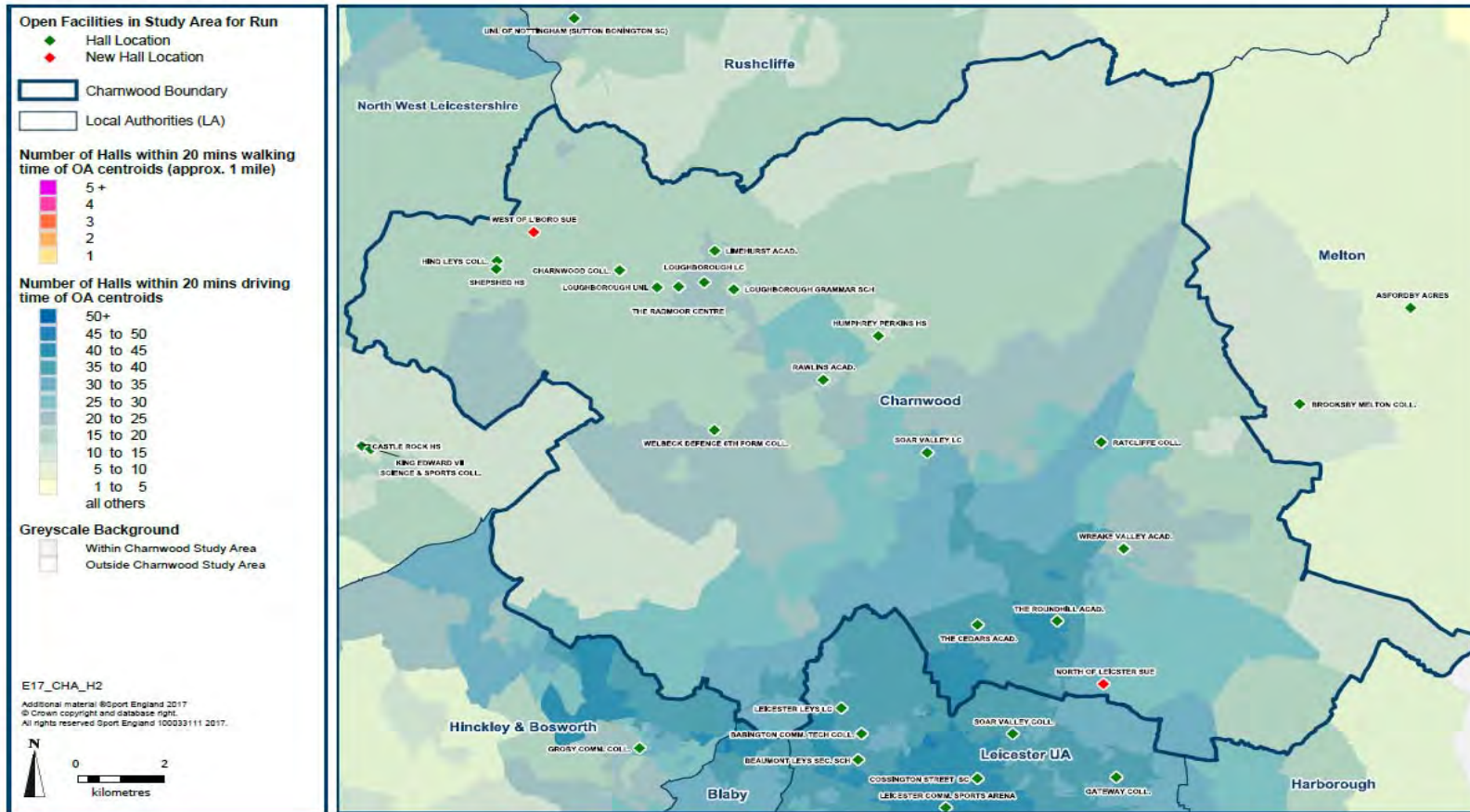


Map 6.2: Run 2 access to sports halls based on the car travel catchment area of sports halls Charnwood 2036



Facility Planning Model - Halls Catchments for Charnwood
RUN 2: 2036 with bespoke population projections for Charnwood

Catchments shown thematically (colours) at output area level expressed as the number of Halls within 20 minutes travel time of output area centroid.

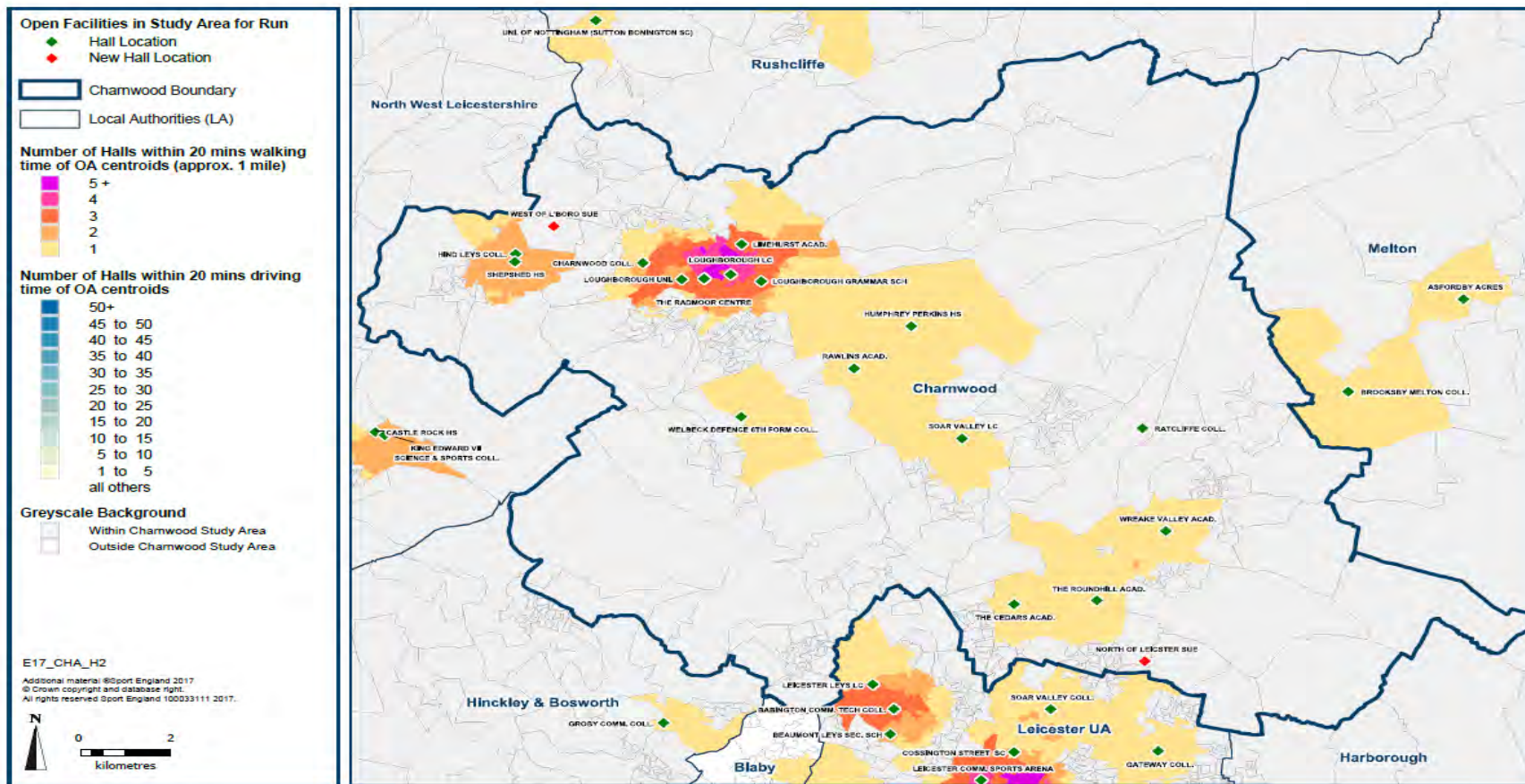


Map 6.3: Run 2 access to sports halls based on the walking catchment area of sports halls Charnwood 2036



Facility Planning Model - Halls Catchments for Charnwood
RUN 2: 2036 with bespoke population projections for Charnwood

Catchments shown thematically (colours) at output area level expressed as the number of Halls within 20 minutes travel time of output area centroid.





7. Used Capacity (how full are the sports halls?)

Used Capacity - How full and well used are the sports halls?

Table 7.1: Used capacity of sports halls Charnwood 2016 – 2036

Charnwood	RUN 1	RUN 2
Used Capacity	2017	2036
Total number of visits used of current capacity visits per week peak period	9,708	11,802
% of overall capacity of halls used	63.9	69
% of visits made to halls by walkers	16.9	14.3
% of visits made to halls by road	83.1	85.7
Visits Imported;		
Number of visits imported visits per week peak period	1,102	1,917
As a % of used capacity	11.4	16.2

- 7.1 Definition of used capacity - is a measure of usage at sports halls and estimates how well used/how full facilities are. The facilities planning model is designed to include a 'comfort factor', beyond which, in the case of sports halls, the venues are too full. The model assumes that usage over 80% of capacity is busy and the sports hall is operating at an uncomfortable level above that percentage.
- 7.2 In 2017 the authority wide average for used capacity is 63.9% of sports hall capacity used at peak times. This increases to 69% by 2036, based on the projected population growth and the increase in demand for sports halls up to 2036. There is also the provision of the West of Loughborough and North East of Leicester sports halls options. So supply is increased by 7 badminton courts by 2036, and this increase in supply will influence the level of used capacity.
- 7.3 In NW Leicestershire the Hermitage Leisure Centre is replaced by the Coalville new 8 badminton court size sports hall in 2022. So this will influence the used capacity in that authority.
- 7.4 The authority wide average used capacity for both years for all authorities is set out in Table 7.2 overleaf.
- 7.5 Leicester has an authority wide average used capacity which is above the Sport England, halls full comfort level of 80% of sports hall capacity used in the weekly peak period at 83.3% in 2017 and 88.4% in 2036. Charnwood has the second highest level of sports hall capacity used after Leicester in 2036, and is third highest after Leicester and Hinckley and Bosworth in 2017.



Table 7.2: Percentage of sports hall capacity used for each authority 2017 and 2036

% of overall capacity of halls used	RUN 1	RUN 2
	2017	2036
Charnwood	63.9	69.0
Leicester UA	83.3	88.4
Harborough	44.2	47.9
Hinckley & Bosworth	64.8	67.8
Melton	60.8	65.2
North West Leicestershire	61.3	63.5
Rushcliffe	51.1	56.6

7.6 Returning to Charnwood, these are the authority wide findings and it is misleading to assume all the sports halls in the Borough reflect the Borough wide average. The Borough wide average for used capacity will vary at individual sports hall sites. The findings for each sports hall site is set out in Table 7.3 and this is for both 2017 and 2036.

Table 7.3: Runs 1 and 2 used capacity of the Charnwood sports halls 2017 and 2036

Individual Sites Utilised Capacity	RUN 1	RUN 2
	2017	2036
Charnwood	64	69
CHARNWOOD COLLEGE	38	49
HIND LEYS COLLEGE	41	46
HUMPHREY PERKINS HIGH SCHOOL	68	71
LIMEHURST ACADEMY	51	70
LOUGHBOROUGH GRAMMAR SCHOOL	48	55
LOUGHBOROUGH LEISURE CENTRE	100	83
LOUGHBOROUGH UNIVERSITY	77	79
NORTH OF LEICSTER SUE	0	100
RATCLIFFE COLLEGE	40	47
RAWLINS ACADEMY	36	40
SHEPSHED HIGH SCHOOL	50	41
SOAR VALLEY LEISURE CENTRE	100	100
THE CEDARS ACADEMY	63	74
THE RADMOOR CENTRE	79	91
THE ROUNDHILL ACADEMY	100	100
WELBECK DEFENCE SIXTH FORM COLLEGE	43	49
WEST OF L'BORO SUE	0	100
WREAKE VALLEY ACADEMY	36	43



- 7.7 As Table 7.3 shows the used capacity of the individual sports hall sites does vary. At the public leisure centres, the Loughborough Leisure Centre has an estimated 100% of sports hall capacity used in the weekly peak period, in 2017 and 83% in 2036. Whilst the Soar Valley Leisure Centre have an estimated 100% of sports hall capacity used in the weekly peak period in both years.
- 7.8 The two new sports halls at North of Leicester and West of Loughborough are also projected to be at 100% of capacity used at peak times in 2036. This is because they are the most modern sports halls and will have a draw effect. It also reflects that they are located in areas of new development and there is an increase in demand to reflect the projected growth.
- 7.9 It is also important to consider the size of any sports hall site when considering the used capacity findings and not just view the percentage. The Loughborough Leisure Centre is an eight court main hall. So its usage in terms of the visits it can accommodate is much higher, than a centre of a four badminton court size sports hall. This makes the percentage for used capacity at the Loughborough Centre even more impressive.
- 7.10 Also public leisure centres, provide for the full range of indoor hall sports and can provide a sports hall venue for exercise and fitness classes. They will provide for public recreational use as well as provide for sports club use. They will have extensive opening hours and not be constrained by education use limiting public use during the day in term times. Finally, they will be proactively managed to develop sports participation and physical activity. Also as the Loughborough Centre is an eight court main sports hall, it will be able to provide for several sports activities at the same time.
- 7.11 In short, these centres will provide the most comprehensive access and programmes for community use and will have a draw effect over other sports halls. The sports halls on education sites and which are available for community use, provide in the main for club use and their hours of use are much more limited than for public leisure centres. Most of the education venues are in the range of 38% - 60% of sports hall capacity used in the weekly peak period. although the Roundhill Academy is projected to have 100% used capacity in both years.
- 7.12 There are several other reasons as to why the percentage of used capacity can vary and it is important to set these out. The reasons are:
- The amount of demand located in the catchment area of a sports hall will vary and impact on the used capacity of any particular sports hall. A sports hall site with few other sports halls in its catchment will retain more of the demand and higher usage, than a centre which has several sports halls competing in the same catchment area and for the same level of demand
 - The age and quality of a venue. An older sports hall with a solid floor, older changing accommodation and lower lighting levels, will be less attractive to customers than a venue which has a sprung timber floor, modern changing and high quality lighting. Increasingly participants are placing a higher value on the quality of a venue and prepared to travel further to access more modern sports halls



- Other facilities on the same site, such as a gym or studios. This provides for a greater range of activities and create more critical mass. The findings for the used capacity of the sports halls are for the sports halls – not the venue. However, the benefit of providing for a range of activities at one venue does benefit the sports hall, especially if dance, exercise and fitness classes/circuit training are programmed for the sports hall.

Imported demand

- 7.13 Imported demand is reported under used capacity because it measures the demand from residents who live outside Charnwood but the nearest sports hall to where they live is inside the Borough. So if they use the venue nearest to where they live, this becomes part of the used capacity of the Charnwood sports halls.
- 7.14 Imported demand is quite low at 11.4% in 2017 and 16.2% of the used capacity of the Charnwood sports halls in 2036. The findings for imported demand are set out in map 7.1 and are for 2036. The purple chevron line is the amount of demand imported into Charnwood from each neighbouring authority.
- 7.15 The highest imported demand is from Leicester City at 1,204 visits per week in the peak period (59.1% of the total imported demand). Then 376 visits are imported from NW Leicestershire (18.4% of the imported demand), 186 visits are imported from Rushcliffe (9.1% of the imported demand). After that, 167 visits are imported from Hinckley and Bosworth (8.2% of the imported demand), with 63 visits imported from Melton (3% of the imported demand) and finally just 40 visits are imported from Harborough (1.9% of the total imported demand).
- 7.16 As context, the Charnwood used capacity of the sports halls is 10,105 visits in the weekly peak period in 2036.

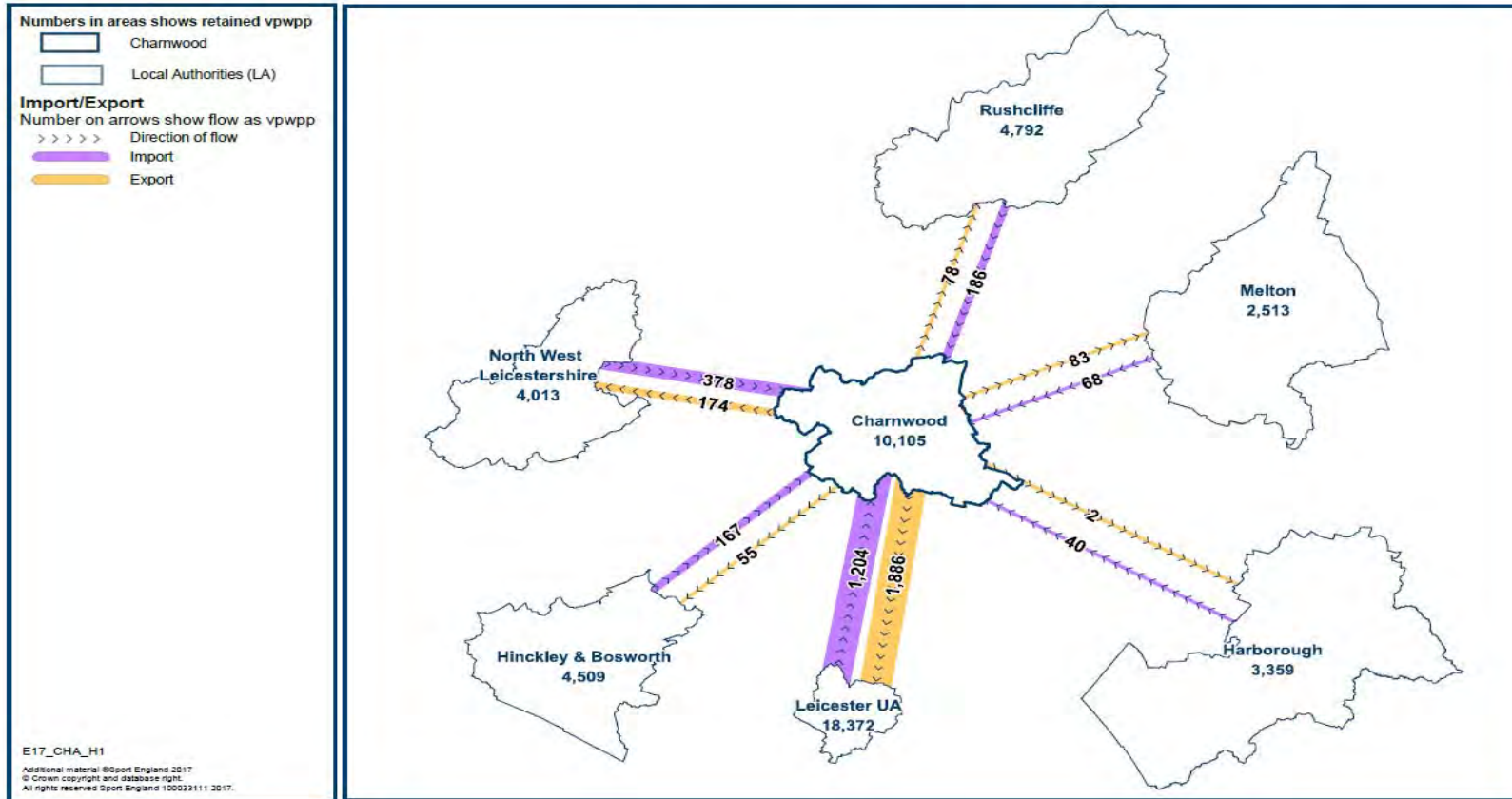


Map 7.1: Run 2 Import of demand for sports halls Charnwood 2036



Facility Planning Model - Halls Import/Export for Charnwood
RUN 2: 2036 with bespoke population projections for Charnwood

Imported and exported demand between study area and surrounding local authorities shown thematically (size of lines) as visits per week in the peak period.





8. Local Share of Facilities

Table 8.1: Local share of sports halls Charnwood 2016 - 2036

Charnwood	RUN 1	RUN 2
Local Share	2017	2036
Local Share: <1 capacity less than demand, >1 capacity greater than demand	0.76	0.52

- 8.1 Local share has quite a complicated definition - it helps to show which areas have a better or worse share of facility provision. It takes into account the size and availability of facilities as well as travel modes. Local share is useful at looking at 'equity' of provision. Local Share is the available capacity that can be reached in an area divided by the demand for that capacity in the same area. A value of 1 means that the level of supply just matches demand while a value of less than 1 indicates a shortage of supply and a value greater than 1 indicates a surplus.
- 8.2 In 2017 Charnwood has a local share of 0.76 and so demand is greater than supply in terms of local share of access to sports halls. In 2036 local share is 0.52 across the Borough. So the impact of the increased demand for sports halls from population growth 2017 – 2036, is greater than the increased supply of sports halls, so the local share is lower.
- 8.3 The distribution of local share and how it varies across the Borough is set out in Map 8.1 below. This is for run 2 with the 2036 population.
- 8.4 Local share is highest in the very few areas with a cream shading, with values of 0.8 – 0.6. The vast majority of the Borough has pink shares and where local share is 0.6 – 0.4.

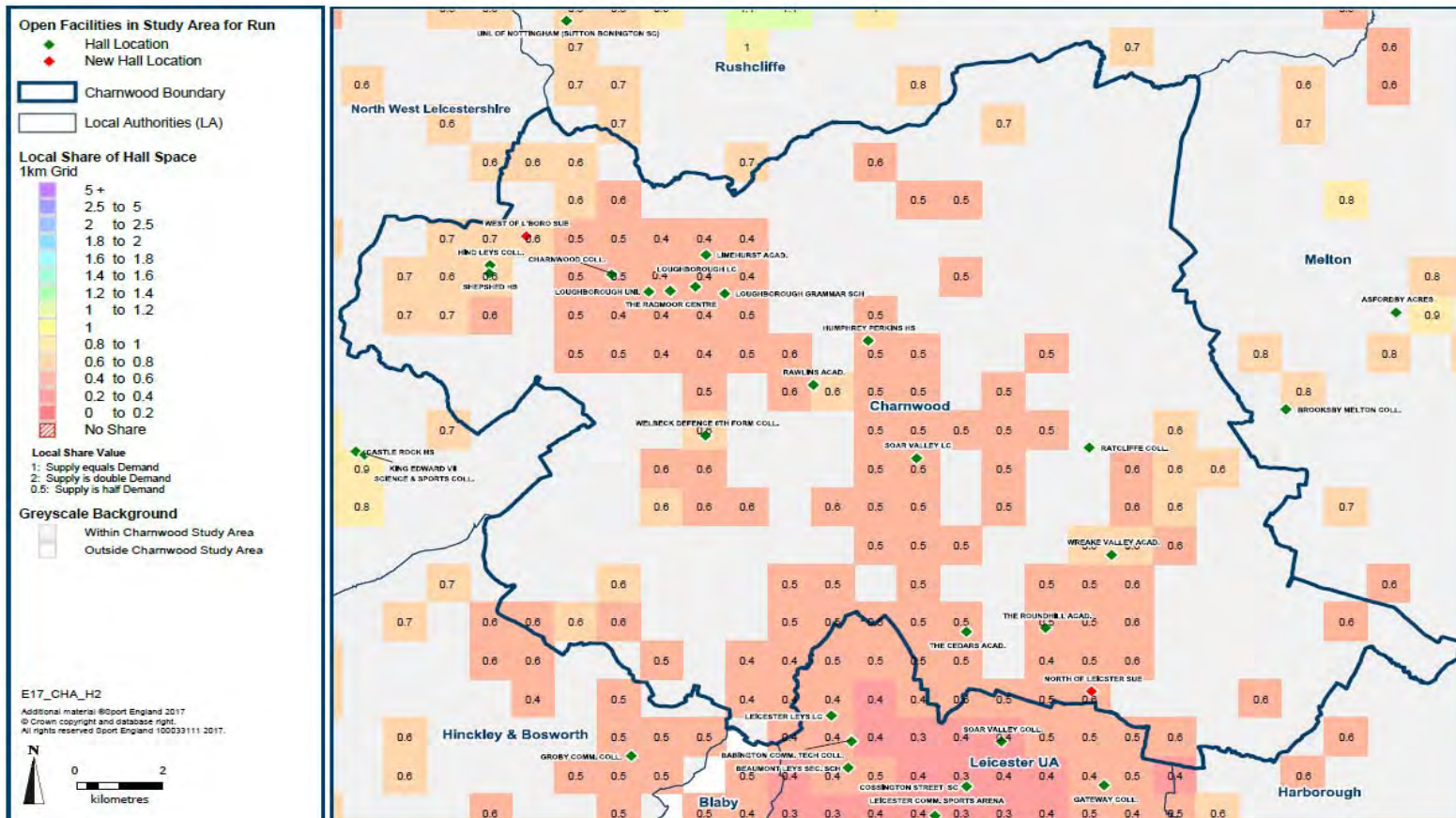


Map 8.1: Run 2 Local share of sports halls Charnwood 2036



Facility Planning Model - Halls Local Share for Charnwood
RUN 2: 2036 with bespoke population projections for Charnwood

Share of badminton courts divided by demand. Data outputs shown thematically (colours) and aggregated at 1km square (figure labels).





9. Summary of key findings and conclusions

- 9.1 The fpm study sets out to assess the current and future supply, demand and access to sports halls across Charnwood Borough and a wider study area which includes all the neighbouring local authorities to Charnwood Borough.
- 9.2 In April 2017, a report was produced setting out the findings from the fpm assessment. On reviewing the report, the Council decided it wished to re run the model with a set of reduced hours for community use for the sports hall facilities at the University of Loughborough and the Wellbeck 6th Form Defence College and exclude the Holywell Fitness Centre.
- 9.3 This updated report sets out the findings on the fpm sports halls assessment, with these changes.
- 9.4 The fpm evidence base will be applied by the Council in the strategic planning of provision for sports halls across the Borough. It will also be used in the Council's Local Plan, for the development of planning policy for sports halls and helping to secure contributions to part fund the future requirements for sports halls. Finally, it will also be used to help shape and inform the Charnwood Borough Council emerging Leisure Facilities Strategy.
- 9.5 In the fpm work there are two assessments (known as runs) and these also include committed changes in sports halls provision in the neighbouring authorities, which have been notified to Charnwood Council, and which will impact on the supply, demand and access to sports halls in the Borough.
- 9.6 The fpm modelling runs are:
- Run 1 – supply, demand and access to sports halls based on the population in Charnwood Borough and the neighbouring authorities in 2017, with the changed hours for community use at the University of Loughborough and the Wellbeck 6th Form Defence College and excluding the Holywell Fitness Centre
 - Run 2 – supply, demand and access to sports halls in 2036, based on the projected change in population 2017 – 2036 in Charnwood Borough and applying bespoke population projections. ONS population projections are applied in the neighbouring local authorities
 - Run 2 also tests;
 - a. the impact of the closure of the Hermitage Leisure Centre in NW Leicestershire and opening a new 8 badminton court sports hall in Coalville in 2022; and
 - b. the impact of proposals for two additional sports halls within Charnwood, as part of strategic urban extensions. These are West of Loughborough, with a 3 badminton court size sports hall opening in 2025. Plus a 4 badminton court #

size sports hall at the strategic urban extension North East of Leicester and opening in 2023.



- 9.7 To try and summarise the extensive findings from the fpm assessment, Table 9.1 sets out the key findings under the headings analysed in the two fpm runs. This provides a read across to see what changes between 2017 and 2036. A question and answer approach tries to draw out the key findings, with the typeface is in red.
- 9.8 Table 9.1 is followed by a description of the main findings and overall conclusions.

Table 9.1: Sports halls runs 1 – 2 summary of key findings for Charnwood Borough 2017 - 2036

Charnwood	RUN 1	RUN 2
Total Supply	2017	2036
Number of halls	20.	22.
Number of hall sites	16.	18.
Supply of total hall space expressed as main court equivalents	81.7	88.7
What is the supply of sports halls in 2017 and 2036 (in badminton courts)		
Supply of hall space in courts, scaled by hours available in the peak period for community use	55.7	62.6
Supply of total hall space in	15,194.	17,102.
Courts per 10,000 population	4.5	4.2
Charnwood	RUN 1	RUN 2
Total Demand	2017	2036
Population	180,286.	212,306.
Visits demand – visits per week peak period	11,402.	13,209.
By how much does the total demand for sports halls increase between 2017 – 2036 (in badminton courts)		
Equivalent in courts – with comfort factor included	52.2	60.5
% of population without access to a car	17.4	17.4
Charnwood	RUN 1	RUN 2
Supply/Demand Balance	2017	2036
Supply - Hall provision (courts) scaled to take account of hours available for community use	55.7	62.6
Demand - Hall provision (courts) taking into account a 'comfort' factor	52.2	60.5
How does the Charnwood supply and demand balance differ between 2017 – 2036 (ie positive balance where supply is greater than demand (= +) and a negative balance, demand greater than supply (= -)		
Supply / Demand balance - Variation in courts provision available compared to the minimum required to meet demand.	+ 3.5	+ 2.1
Charnwood	RUN 1	RUN 2



Satisfied Demand	2017	2036
Total number of visits which are met visits per week peak period	10,841.	12,473.
What % of the Charnwood total demand is satisfied (met) demand		
% of total demand satisfied	95.1	94.4
% of demand satisfied who travelled by car	78.2	79.7
% of demand satisfied who travelled by foot	15.2	13.6
% of demand satisfied who travelled by public transport	6.5	6.8
Demand Retained visits per week peak period	8,606.	9,884.
What % of the satisfied demand is retained within Charnwood?		
Demand Retained -as a % of Satisfied Demand	79.4	79.2
Demand Exported visits per week peak period	2,235.	2,589.
What % of Charnwood's satisfied demand is exported		
Demand Exported -as a % of Satisfied Demand	20.6	20.8
Charnwood	RUN 1	RUN 2
Unmet Demand	2017	2036
Total number of visits in the peak, not currently being met visits per week peak period	560.	736.
Unmet demand as a % of total demand	4.9	5.6
How much unmet demand is there in badminton courts?		
Equivalent in Courts - with comfort factor	2.6	3.4
How much unmet demand is there due to :		
Lack of Capacity -	5.5	6.3
Outside Catchment -	94.6	93.6
Outside Catchment:	94.6	93.6
% of Unmet demand who do not have access to a car	88.8	88.4
% of Unmet demand who have access to a car	5.8	5.2
Lack of Capacity:	5.5	6.3
% of Unmet demand who do not have access to a car	4.9	5.5
% of Unmet demand who have access to a car	0.6	0.8
Charnwood	RUN 1	RUN 2
Used Capacity	2017	2036
Total number of visits used of current capacity visits per week peak period	9,708.	11,802.
How full are the Charnwood sports halls as a Borough average? (%)		
% of overall capacity of halls used	63.9	69.
% of visits made to halls by walkers	16.9	14.3
% of visits made to halls by road	83.1	85.7
How much of the usage of the Charnwood sports halls is imported? (%)		
Number of visits imported visits per week peak period	1,102.	1,917.
As a % of used capacity	11.4	16.2

9.9 The headline findings in Table 9.1 are now described, so as to draw out the substantive findings.



Sports halls supply

- 9.10 There are 20 sports halls on 16 sites in Charnwood in 2017. In total numbers of badminton courts, there is a supply of just fewer than 82 badminton courts. The supply available for community use is just fewer than 56 badminton courts. The difference between the total supply of badminton courts and the effective supply is because of the variable amount of hours for community use at the education sites.
- 9.11 The inclusion of the 2 new sports hall sites, North East of Leicester and West of Loughborough, in run 2 means there are 22 sports halls on 18 sites in Charnwood Borough. There is also the new 8 badminton court sports hall in Coalville in NW Leicestershire (2022), which replaces the Hermitage Leisure Centre (Table 2.2 in the main report provides details of the sports halls supply).
- 9.12 The scale of the sports hall provision across the Borough is extensive in scale. There is an eight badminton court double sports hall site at Loughborough Leisure Centre. All the remaining sports halls sites, except one, are a four badminton court size sports hall. This size of sports hall can accommodate the full range of indoor hall sports at the community level of activity. There is also a 3 badminton court size sports hall located at Rawlins Academy.
- 9.13 In run 2, the supply is increased by two sites in Charnwood, with a four badminton court size sports hall at the North East of Leicester site and a three badminton court size sports hall at the West of Loughborough site.
- 9.14 The average age of the Charnwood sports hall sites in 2017 is 25 years. This excludes Charnwood College sports hall which opened in 1955. The next sports hall opened in Charnwood in 1972, which was the Wreake Valley Academy sports hall.
- 9.15 Nine of the sites opened before 2000 and the decade for sports halls provision was the 1970's, when seven venues opened. One venue opened in each of the 1980's and 1990's. Then five venues opened in the 2000 – 2010 decade and the most recent sports hall is the Humphrey Perkins High School, which opened in 2006.
- 9.16 Of the venues which opened in the 1970's two have been modernised. According to the data the Charnwood College venue has not had a major modernisation. Modernisation is defined as any or all of, replacement of the sports hall flooring, installation of high quality lighting and modernisation of the changing accommodation.
- 9.17 Facilities are only part of an explanation or influence on hall sports participation. However, Sport England research shows, as with swimming pools, provision of modern sports halls with proactive development programmes does increase participation.

Measure of provision

- 9.18 Based on a measure of badminton courts per 10,000 population, Charnwood has 4.5 courts per 10,000 population in 2017. Based on the projected growth in population to 2036 there are 4.2 badminton courts per 10,000 population.



- 9.19 Charnwood has the second highest supply by this measure in 2017 and the joint highest with Rushcliffe in 2036. The highest provision in 2017 is in Rushcliffe at 4.7 badminton courts per 10,000 population. The lowest provision is in Hinckley and Bosworth at 3.5 badminton courts per 10,000 population in 2017 and 3.1 courts in 2036, the same as for Leicester City.
- 9.20 In NW Leicestershire, the impact of the projected increase in demand from population growth and the new 8 badminton court size sports hall at Coalville, due to open in 2022, is to reduce the badminton courts per 10,000 population by only 0.1 court to 3.6 courts in 2036.
- 9.21 The supply for East Midlands Region and England wide in 2016 is 4.3 badminton courts per 10,000 population in 2017. In 2036 it is projected to be 3.9 badminton courts per 10,000 population in the Region and 3.8 courts for England wide.
- 9.22 The required provision in Charnwood will be based on the supply and demand assessment. The reason for setting out this quantitative comparative measure is because some local authorities like to have a comparable measurement of supply.

Charnwood supply and demand for sports halls 2017 and 2036

- 9.23 The Charnwood supply of sports halls in 2017 for community use is 55.7 badminton courts. This increases to 62.6 badminton courts in run 2 because the 4 court sports hall at the North East of Leicester site and the 3 badminton court sports hall at the West of Loughborough site are included.
- 9.24 The Charnwood demand for sports halls is for 52.2 badminton courts in 2017 and projected to be 60.5 badminton courts in 2036. So there is near supply and demand balance, with a positive balance 3.5 badminton courts in 2017 and reducing to 2.1 badminton courts by 2036. Supply and demand balance is set out because some local authorities like to see how THEIR total supply of sports halls compares with THEIR total demand for sports halls.
- 9.25 This is the closed assessment and the findings for the interaction of supply, demand and access to sports halls inside and outside Charnwood and based on the catchment areas of sports halls needs to be set out. This will establish how much of the Charnwood demand for sports halls can be met, how much unmet demand there is and where it is located.
- 9.26 NW Leicestershire has a positive balance of 2.7 courts in 2017 and this increases to 3.3 courts by 2036 because of the provision of the 8 badminton court size sports hall located in Coalville, due to open in 2022.
- 9.27 Leicester City has a negative balance of 6.2 badminton courts in 2017 and increasing to 18.2 badminton courts by 2036. Whilst Hinckley and Bosworth goes from balance in 2017 to a small negative balance of 1.8 badminton courts by 2036.
- 9.28 Overall across the study area there is a positive balance of 22.3 badminton courts in 2017 and just 1.5 badminton courts in 2036. Given the high imbalance of sports halls in Leicester city, it is likely that the City will export more of its demand in 2036, where Leicester City residents are within the catchment area of sports halls in neighbouring authorities.



How much of the Charnwood demand for sports halls can be met?

- 9.29 The finding is that 95% of the Charnwood total demand for sports halls can be met in 2017. This decreases very slightly to 94% of the Charnwood total demand for sports halls projected to be met in 2036. Overall a very high level of the Charnwood demand for sports halls is met.
- 9.30 All the neighbouring authorities have a total satisfied demand level of over 90% of total demand, except Leicester in 2036, where it is 89.5% in 2036.

How much of the Charnwood demand for sports halls is retained in Charnwood?

- 9.31 Based on the location and catchment area of sports halls located in Charnwood, and Charnwood residents using the nearest sports hall to where they live - known as retained demand – Charnwood is retaining is 79% of the Charnwood total satisfied demand in 2017 and it is projected to be 79.2% in 2036. The impact of the increase in demand from population growth between 2017 and 2036 and the location of the residential development, does not create changes.
- 9.32 This finding suggests the location and catchment area of the proposed two new sports halls, are very well sited to retain the Charnwood demand. Perhaps self-evident as they are located in urban extension areas. Overall, for just under eight out of ten visits to a sports hall in both years and by a Charnwood resident is to a sports hall located within the Borough.

How much of Charnwood demand for sports halls is exported?

- 9.33 Again, based on Charnwood residents using the nearest sports hall to where they live and this being a sports hall in a neighbouring authority. The finding is that 20% of the Charnwood satisfied demand is being exported in both years.
- 9.34 The majority of the exported demand goes to Leicester City at 80.5% of the total Charnwood demand for sports halls which is exported. Leicester has 30 sports halls on 23 sites and as map 2.1 illustrates, there are quite a few sports hall sites close to the Charnwood boundary. The catchment area of many of these venues will extend into Charnwood and be accessible to Charnwood residents.
- 9.35 After Leicester, 9.3% of the Charnwood met demand is exported to NW Leicestershire, then just 4% to Rushcliffe, 3.5% to Melton, and 2.4% to Hinckley and Bosworth.

How much unmet demand for sports halls is there?

- 9.36 Unmet demand has two definitions, demand for sports halls which cannot be met because (1) there is too much demand for any particular sports hall within its catchment area; or (2) the demand is located outside the catchment area of any sports hall and is then classified as unmet demand.
- 9.37 Unmet demand in 2017 is just 4.9% of total demand and which equates to 2.6 badminton courts and increases to 5.6% of total demand in 2036 and 3.4 badminton courts– so low levels of unmet demand.



- 9.38 In summary, unmet demand increases only very slightly between the two years. In large part this is because a lot of the 15.8% increase in demand for sports halls can be met by the existing and accessible supply. Plus there is the increased provision of two new sports halls at the West of Loughborough site in 2023 and the North East of Leicester site in 2025.
- 9.39 Of the total Charnwood unmet demand, 94% in 2017 and 93% in 2036 is from definition 2 and is locational unmet demand. With just 6% of the total unmet demand in 2017 and 7% in 2036 from lack of sports hall capacity.
- 9.40 Unmet demand outside catchment will always exist because it is not possible to get complete geographic coverage, whereby all areas of an authority are inside the catchment area of a sports hall. The public transport catchment area is 15 minutes and most importantly for walking, it is only 20 minutes/1mile.
- 9.41 The findings on unmet demand can be set out by reference to what is termed aggregated unmet demand for sports halls. This assessment identifies the total unmet demand in one kilometre grid squares across Charnwood and in units of badminton courts. It aggregates the total unmet demand in each one kilometre grid square (Map 6.1 in the main report).
- 9.42 Aggregated unmet demand is highest in the south of the Borough in the Birstall area and north and east of Birstall. However aggregated unmet demand is only just over one badminton court. It is not a surprise to find that there are no hot spots of aggregated unmet demand, given the total unmet demand, across Charnwood in 2036 is just over 3 badminton courts.

How full are the sports halls?

- 9.43 The facilities planning model is designed to include a 'comfort factor' and the Sport England benchmark is that a sports hall is comfortably full when it reaches 80% of capacity used at peak times.
- 9.44 The authority wide average for used capacity is 50.6% of sports hall capacity used at peak times in 2017. This increases to 55.4% by 2036, based on the projected population growth and the increase in demand for sports halls up to 2036.
- 9.45 These are the authority wide findings and it is misleading to assume all the sports halls in the Borough reflect the Borough wide average and that there is quite a lot of unused capacity at all venues. The borough wide average for used capacity will vary at individual sports hall sites. (Table 7.2 in the main report).
- 9.46 Loughborough Leisure Centre has an estimated 94% of sports hall capacity used in the weekly peak period, in 2017 and 88% in 2036. Whilst the Soar Valley Leisure Centre have an estimated 100% of sports hall capacity used in the weekly peak period, in both years.



- 9.47 As public leisure centres they will provide for the full range of indoor hall sports and provide for exercise and fitness classes. They will provide for public recreational use as well as provide for sports club use. They will have extensive opening hours and not be constrained by education use limiting public use during the day in term times. Finally, they will be proactively managed to develop sports participation and physical activity. Also the Loughborough Centre because it has an eight court main sports hall will be able to provide for several sports activities at the same time.
- 9.48 In short, these centres will provide the most comprehensive access and programmes for community use and will have a draw effect over other sports halls.
- 9.49 The North East of Leicester sports hall is estimated to have 100% of its capacity used in the weekly peak period, and the West of Loughborough sports hall 92%. The reasons being for those set out already. Plus, they will be modern sports halls and so will have a draw effect.
- 9.50 It is noticeable that in run 2 the level of imported demand into Charnwood increases by 4% over the 2016 figure. It is estimated to be nearly 18% of the used capacity of the Charnwood sports halls. The location of the two new sports halls does mean they will be accessible to residents in neighbouring authorities and this is contributing to the increase in imported demand for sports halls.
- 9.51 The access for sports halls on education sites is predominantly for club use and their total hours of community use are much more limited than for public leisure centres. The estimated used capacity of the education sites for community is in the range of 23% in 2017 and 32% in 2036 at Charnwood College. Then up to 64% in 2017 and 71% in 2036 of sports hall capacity used in the weekly peak period at Humphrey Perkins School. However, most of the education venues are in the range of 35% - 55% of sports hall capacity used in the weekly peak period.
- 9.52 It is also important to consider the size of any sports hall site when considering the used capacity findings and not just view the percentage.
- 9.53 The Loughborough Leisure Centre is an eight court main hall. So its usage in terms of the visits it can accommodate is much higher, than a centre of a four badminton court size sports hall. This makes the percentage for used capacity at the Loughborough Centre even more impressive.

How much demand for sports halls is imported into Charnwood?

- 9.54 Imported demand is reported under used capacity because it measures the demand from residents who live outside Charnwood but the nearest sports hall to where they live is inside the Borough. So if they use the venue nearest to where they live, this becomes part of the used capacity of the Charnwood sports halls.
- 9.55 As already mentioned, imported demand is just under 14% of the used capacity of the Charnwood sports halls in 2017 and increasing to just under 18% in 2036. The highest imported demand in 2036 is from Leicester City at 59% of the total imported demand. Then 18% of the imported demand is from NW Leicestershire, 9% from Rushcliffe, 7% from Hinckley and Bosworth 4% from Melton and 3% from Harborough.



Conclusions

- 9.56 The purposes of this fpm assessment has been to set out the supply, demand and access to sports halls across Charnwood Borough and the wider study area. This is based on the current position in 2016 and then how this changes based on projected population growth up to 2036 and changes in sports hall supply. It also includes the proposed addition of two new sports halls in Charnwood and the increase in demand for sports halls from population growth and residential development.
- 9.57 Based on the fpm assessment and findings, the extensive supply of sports halls in Charnwood can meet the demand for sports halls in both 2016 and 2036. There is a Borough wide uplift in used capacity of sports halls of 5% between the two years.
- 9.58 However based on simply comparing the Charnwood demand for sports halls with the Charnwood supply – so not based on catchment, supply exceeds demand by 3.5 badminton courts in 2017 and reducing to 2 courts by 2031.
- 9.59 The public sports halls provide the most extensive programmes of community use, for recreational play and club development. They have a far greater draw and access than sports halls on education sites, which have more limited access in terms of hours and types of use, predominately club use.
- 9.60 So the public leisure centres are estimated to be very full in both years. The proposed two new sports halls are located in areas of high demand for sports halls and have high estimated used capacity, their provision is justified.
- 9.61 The network, location and catchment area of the Charnwood sports halls are providing very good access to sports halls for Charnwood residents. So much so, that the nearest sports halls for nearly eight out of ten visits by a Charnwood resident to a sports hall is a venue located in the Borough. There is no need to consider re-locating sports halls to increase access to sports halls for Charnwood residents, they are in the right locations. This assessment includes the proposed new residential development planned for the Borough.
- 9.62 The public leisure centres have been modernised and this will need to continue. Given the high level of provision of sports halls on education sites, then securing community use access to venues will be needed to maintain the overall balance in supply and demand for sports halls.



Appendix 1: Sports halls in Charnwood Borough included in the assessment.

Name of Site	Type	Dim'ons	Area	No of courts	Site Year Built	Site Year Refurb	Car Demand %	Public Tran Demand %	Walk Demand %
Charnwood					1986		76%	7%	17%
CHARNWOOD COLLEGE	Main	34 x 20	690	4	1955		67%	7%	27%
CHARNWOOD COLLEGE	Main	33 x 15	495						
HIND LEYS COLLEGE	Main	33 x 18	594	4	1976		72%	5%	23%
HUMPHREY PERKINS HIGH SCHOOL	Main	33 x 18	594	4	2006		57%	3%	39%
LIMEHURST ACADEMY	Main	33 x 20	660	4	2001		70%	8%	22%
LOUGHBOROUGH GRAMMAR SCHOOL	Main	33 x 18	594	4	1978		74%	8%	18%
LOUGHBOROUGH LEISURE CENTRE	Main	40 x 34	1380	8	1975	2012	75%	8%	18%
LOUGHBOROUGH UNIVERSITY	Main	33 x 18	594	4	1996		68%	7%	25%
RATCLIFFE COLLEGE	Main	35 x 18	630	4	1975		91%	6%	3%
RAWLINS ACADEMY	Main	30 x 16	480	3	1987		81%	6%	14%
RAWLINS ACADEMY	Activity Hall	18 x 10	180						
SHEPSHED HIGH SCHOOL	Main	26 x 22	572	4	1975	2007	73%	5%	22%
SOAR VALLEY LEISURE CENTRE	Main	33 x 18	594	4	2004		86%	6%	7%
THE CEDARS ACADEMY	Main	30 x 16	480	4	1977		72%	7%	21%
THE RADMOOR CENTRE	Main	33 x 18	594	4	2004		75%	8%	17%
THE RADMOOR CENTRE	Main	30 x 15	464						
THE ROUNDHILL ACADEMY	Main	33 x 18	594	4		2007	78%	8%	14%
WELBECK DEFENCE SIXTH FORM COLLEGE	Main	33 x 18	594	4	2005		81%	5%	14%
WREAKE VALLEY ACADEMY	Main	35 x 20	700	4	1972		84%	6%	10%
WREAKE VALLEY ACADEMY	Main	35 x 20	700						
RUN 2 ADDITIONS									
NORTH EAST OF LEICESTER SUE	Main	34 x 20	690	4	2023		87%	10%	3%
WEST OF L'BORO SUE	Main	27 x 18	486	3	2025		87%	7%	6%
RUN 2 NW LEICESTERHIRE									
COALVILLE LEISURE CENTRE	Main	37 x 33	1221	8	2022		90%	6%	4%



Appendix 1: Sports halls in the rest of the study area included in the assessment 2036

Name of Site	Type	Dimensions	Area	No of courts	Site Year Built	Site Year Refurb	Car Demand %	Public Transport % Demand	Walk % Demand
LEICESTER CITY							67%	11%	22%
AYLESTONE LEISURE CENTRE	Main	32 x 27	864	5	1988	2005	66%	13%	22%
BABINGTON COMMUNITY TECHNOLOGY COLLEGE	Main	34 x 20	690	4	1981		74%	11%	15%
BABINGTON COMMUNITY TECHNOLOGY COLLEGE	Main	34 x 20	690						
BEAUMONT LEYS SECONDARY SCHOOL	Main	33 x 18	594	4	2009		75%	12%	13%
BRAUNSTONE LEISURE CENTRE	Main	51 x 18	918	6	2004		70%	13%	17%
COSSINGTON STREET SPORTS CENTRE	Main	27 x 18	486	3	1981	2006	40%	8%	52%
CROWN HILLS COMMUNITY COLLEGE	Main	40 x 34	1380	8	2013		68%	12%	20%
EVINGTON LEISURE CENTRE	Main	34 x 20	690	4	2006		80%	11%	9%
FULLHURST SPORTS CENTRE	Main	34 x 22	762	4	2003		57%	11%	32%
GATEWAY COLLEGE	Main		594	4	2008		73%	11%	16%
HIGHFIELDS CENTRE	Main	32 x 17	544	4	2004		86%	7%	7%
JUDGEMEADOW COMMUNITY COLLEGE	Main	33 x 18	594	4	2009		81%	12%	7%
JUDGEMEADOW COMMUNITY COLLEGE	Activity Hall	17 x 9	153						
LEICESTER COMMUNITY SPORTS ARENA	Main	40 x 34	1380	8	2016		91%	7%	2%
LEICESTER LEYS LEISURE CENTRE	Main	34 x 27	932	6	1985	2008	79%	11%	10%
MOAT COMMUNITY COLLEGE	Main	34 x 20	690	4	1979	2011	44%	10%	46%
MOAT COMMUNITY COLLEGE	Activity Hall	17 x 9	153						
NEW COLLEGE LEICESTER	Main	34 x 20	690	4	2004	2012	69%	12%	20%
NEW COLLEGE LEICESTER	Activity Hall	18 x 10	180						
REGENT COLLEGE	Main	33 x 18	594	4	2012		51%	12%	37%
S & S FITNESS	Main	34 x 20	690	4	2010	2015	86%	7%	8%
SIR JONATHAN NORTH COLLEGE	Main	34 x 20	690	4	1996		65%	12%	23%
SIR JONATHAN NORTH COLLEGE	Activity Hall	18 x 10	180						
SOAR VALLEY COLLEGE	Main	40 x 20	800	4	2009		68%	10%	21%
ST MATTHEWS CENTRE	Main	37 x 18	666	4	1972	2009	50%	11%	39%
ST MATTHEWS CENTRE	Activity Hall	17 x 7	119						
THE DANIELLE BROWN SPORTS CENTRE	Main	33 x 18	594	4	1999		58%	13%	29%
THE LANCASTER SCHOOL AND SPORTS COLLEGE	Main		486	3	1979	2000	71%	13%	16%
THE LANCASTER SCHOOL AND SPORTS COLLEGE	Activity Hall		180						



CHARNWOOD BOROUGH COUNCIL
INDOOR FACILITY STRATEGY

Name of Site	Type	Dimensions	Area	No courts	of	Site Built	Year	Site Year Refurb	Car Demand %	Public Transport % Demand	Walk % Demand
THE QUEEN ELIZABETH II DIAMOND JUBILEE LEISURE CENTRE	Main	40 x 34	1380	8		2012			53%	12%	35%
HARBOROUGH									83%	4%	13%
HARBOROUGH LEISURE CENTRE	Main	32 x 18	576	4		1991	2010		84%	5%	11%
KIBWORTH SPORTS CENTRE	Main	33 x 18	594	4		2000			84%	3%	13%
LEICESTER GRAMMAR SCHOOL	Main	32 x 24	768	5		2008			90%	6%	4%
LUTTERWORTH COLLEGE	Main	33 x 18	594	4		1965			87%	3%	10%
LUTTERWORTH COLLEGE	Activity Hall	17 x 9	153								
LUTTERWORTH HIGH SCHOOL	Main	27 x 18	486	3		1940	2009		87%	3%	11%
LUTTERWORTH SPORTS CENTRE	Main	33 x 18	594	4		2004			88%	3%	9%
MEADOWDALE PRIMARY SCHOOL	Main	33 x 18	594	3		2015			82%	4%	13%
ROBERT SMYTH SPORTS CENTRE	Main	32 x 18	576	4		1978	2007		76%	5%	19%
ROBERT SMYTH SPORTS CENTRE	Main	27 x 18	486								
WELLAND PARK COMMUNITY COLLEGE	Main	34 x 20	690	4		1965			69%	4%	27%
HINCKLEY & BOSWORTH									85%	5%	10%
BOSWORTH ACADEMY	Main	34 x 20	690	4		1969	2001		92%	5%	4%
BOSWORTH ACADEMY	Activity Hall	18 x 18	324								
BOSWORTH ACADEMY	Activity Hall	18 x 10	180								
GROBY COMMUNITY COLLEGE	Main	34 x 20	690	4		1977			79%	6%	15%
HINCKLEY ACADEMY AND JOHN CLEVELAND SIXTH FORM CENTRE	Main	30 x 20	600	4		1974	2012		90%	5%	5%
HINCKLEY ACADEMY AND JOHN CLEVELAND SIXTH FORM CENTRE	Activity Hall	18 x 10	180								
HINCKLEY CLUB FOR YOUNG PEOPLE	Main	33 x 18	594	4		2010			82%	5%	13%
HINCKLEY LEISURE CENTRE	Main	37 x 33	1221	8		2016			85%	5%	9%
WILLIAM BRADFORD ACADEMY	Main	34 x 20	690	4		1998	2004		81%	5%	14%
MELTON									84%	6%	10%
ASFORDBY ACRES	Main	27 x 18	486	3		1988			93%	4%	3%
BELVOIR HIGH SCHOOL	Main	33 x 18	594	4		1973	2004		87%	2%	11%
BROOKSBY MELTON COLLEGE	Main	34 x 20	690	4					87%	4%	9%
JOHN FERNELEY COLLEGE	Main		594	4		2010			84%	6%	10%
LONG FIELD ACADEMY	Main	33 x 18	594	4		2010			81%	7%	12%
MELTON SPORTS VILLAGE	Main	33 x 17	561	4		1965			82%	6%	12%



CHARNWOOD BOROUGH COUNCIL
INDOOR FACILITY STRATEGY

Name of Site	Type	Dimensions	Area	No of courts	Site Year Built	Site Year Refurb	Car Demand %	Public Transport % Demand	Walk % Demand
NW LEICESTERSHIRE							86%	5%	9%
ASHBY SCHOOL	Main	34 x 20	690	4			87%	4%	8%
ASHBY SCHOOL	Activity Hall	18 x 10	180						
CASTLE ROCK HIGH SCHOOL	Main	33 x 18	594	4	2006		82%	7%	11%
COALVILLE SPORTS HALL	Main	37 x 33	1221	8	2022		90%	6%	4%
HOOD PARK LEISURE CENTRE	Main	32 x 18	576	4	1985		85%	4%	11%
IBSTOCK LEISURE COMPLEX	Main	41 x 21	867	5	1982		84%	4%	12%
KING EDWARD VII SCIENCE AND SPORTS COLLEGE	Main	33 x 18	594	4	1995		78%	6%	15%
NEWBRIDGE HIGH SCHOOL ACADEMY	Main	34 x 20	690	4	2010		78%	6%	17%
NEWBRIDGE HIGH SCHOOL ACADEMY	Activity Hall	18 x 10	180						
RUSHCLIFFE							84%	8%	8%
BINGHAM LEISURE CENTRE	Main	32 x 25	800	5	1969	2010	92%	3%	5%
BINGHAM LEISURE CENTRE	Activity Hall	20 x 15	300						
BINGHAM LEISURE CENTRE	Activity Hall	20 x 15	300						
DAVID LLOYD CLUB (WEST BRIDGFORD)	Main	34 x 20	690	4	1997		83%	7%	10%
EAST LEAKE LEISURE CENTRE	Main	30 x 18	540	3	2003		88%	5%	8%
EAST LEAKE LEISURE CENTRE	Activity Hall	17 x 9	153						
RUSHCLIFFE SCHOOL	Main	28 x 18	520	3	1976	2002	79%	9%	12%
RUSHCLIFFE SCHOOL	Activity Hall	28 x 12	330						
RUSHCLIFFE SECONDARY SCHOOL	Main	34 x 20	690	4			81%	9%	10%
SOUTH NOTTINGHAM ACADEMY AND SIXTH FORM	Main	33 x 18	594	4	1973		80%	5%	15%
THE BECKET SCHOOL	Main	33 x 18	594	4	2009		80%	13%	7%
THE BECKET SCHOOL	Activity Hall	18 x 10	180						
THE NOTTINGHAM EMMANUEL C OF E SCHOOL	Main	33 x 18	594	4	2008		79%	14%	7%
THE NOTTINGHAM EMMANUEL C OF E SCHOOL	Activity Hall	13 x 6	78						
UNIVERSITY OF NOTTINGHAM (SUTTON BONINGTON SPORTS CENTRE)	Main	35 x 19	665	4	2008		86%	4%	10%



Appendix 2 – Model description, Inclusion Criteria and Model Parameters

Included within this appendix are the following:

- Model description
- Facility Inclusion Criteria
- Model Parameters

Model Description

1. Background

1.3 The Facilities Planning Model (FPM) is a computer-based supply/demand model, which has been developed by Edinburgh University in conjunction with sportscotland and Sport England since the 1980s.

1.4 The model is a tool to help to assess the strategic provision of community sports facilities in an area. It is currently applicable for use in assessing the provision of sports halls, swimming pools, indoor bowls centres and artificial grass pitches.

2. Use of FPM

2.4 Sport England uses the FPM as one of its principal tools in helping to assess the strategic need for certain community sports facilities. The FPM has been developed as a means of:

- assessing requirements for different types of community sports facilities on a local, regional or national scale;
- helping local authorities to determine an adequate level of sports facility provision to meet their local needs;
- helping to identify strategic gaps in the provision of sports facilities; and
- comparing alternative options for planned provision, taking account of changes in demand and supply. This includes testing the impact of opening, relocating and closing facilities, and the likely impact of population changes on the needs for sports facilities.

2.5 Its current use is limited to those sports facility types for which Sport England holds substantial demand data, i.e. swimming pools, sports halls, indoor bowls and artificial grass pitches.

2.6 The FPM has been used in the assessment of Lottery funding bids for community facilities, and as a principal planning tool to assist local authorities in planning for the provision of community sports facilities. For example, the FPM was used to help assess the impact of a 50m swimming pool development in the London Borough of Hillingdon. The Council invested £22 million in the sports and



leisure complex around this pool and received funding of £2,025,000 from the London Development Agency and £1,500,000 from Sport England⁵.

3. How the model works

- 3.7 In its simplest form, the model seeks to assess whether the capacity of existing facilities for a particular sport is capable of meeting local demand for that sport, taking into account how far people are prepared to travel to such a facility.
- 3.8 In order to do this, the model compares the number of facilities (supply) within an area, against the demand for that facility (demand) that the local population will produce, similar to other social gravity models.
- 3.9 To do this, the FPM works by converting both demand (in terms of people), and supply (facilities), into a single comparable unit. This unit is 'visits per week in the peak period' (VPWPP). Once converted, demand and supply can be compared.
- 3.10 The FPM uses a set of parameters to define how facilities are used and by whom. These parameters are primarily derived from a combination of data including actual user surveys from a range of sites across the country in areas of good supply, together with participation survey data. These surveys provide core information on the profile of users, such as, the age and gender of users, how often they visit, the distance travelled, duration of stay, and on the facilities themselves, such as, programming, peak times of use, and capacity of facilities.
- 3.11 This survey information is combined with other sources of data to provide a set of model parameters for each facility type. The original core user data for halls and pools comes from the National Halls and Pools survey undertaken in 1996. This data formed the basis for the National Benchmarking Service (NBS). For AGPs, the core data used comes from the user survey of AGPs carried out in 2005/6 jointly with Sportscotland.
- 3.12 User survey data from the NBS and other appropriate sources are used to update the models parameters on a regular basis. The parameters are set out at the end of the document, and the range of the main source data used by the model includes:
- National Halls & Pools survey data –Sport England
 - Benchmarking Service User Survey data –Sport England
 - UK 2000 Time Use Survey – ONS
 - General Household Survey – ONS
 - Scottish Omnibus Surveys – Sport Scotland
 - Active People Survey - Sport England
 - STP User Survey - Sport England & Sportscotland
 - Football participation - The FA

⁵ Award made in 2007/08 year.



- Young People & Sport in England – Sport England
- Hockey Fixture data - Fixtures Live
- Taking Part Survey - DCMS

4. Calculating Demand

- 4.4 This is calculated by applying the user information from the parameters, as referred to above, to the population⁶. This produces the number of visits for that facility that will be demanded by the population.
- 4.5 Depending on the age and gender make-up of the population, this will affect the number of visits an area will generate. In order to reflect the different population make-up of the country, the FPM calculates demand based on the smallest census groupings. These are Output Areas (OA)⁷.
- 4.6 The use of OAs in the calculation of demand ensures that the FPM is able to reflect and portray differences in demand in areas at the most sensitive level based on available census information. Each OA used is given a demand value in VPWPP by the FPM.

5. Calculating Supply Capacity

- 5.6 A facility's capacity varies depending on its size (i.e. size of pool, hall, pitch number), and how many hours the facility is available for use by the community.
- 5.7 The FPM calculates a facility's capacity by applying each of the capacity factors taken from the model parameters, such as the assumptions made as to how many 'visits' can be accommodated by the particular facility at any one time. Each facility is then given a capacity figure in VPWPP. (See parameters in Section C).
- 5.8 Based on travel time information⁸ taken from the user survey, the FPM then calculates how much demand would be met by the particular facility having regard to its capacity and how much demand is within the facility's catchment. The FPM includes an important feature of spatial interaction. This feature takes account of the location and capacity of all the facilities, having regard to their location and the size of demand and assesses whether the facilities are in the right place to meet the demand.
- 5.9 It is important to note that the FPM does not simply add up the total demand within an area, and compare that to the total supply within the same area. This approach would not take account of the spatial aspect of supply against demand in a particular area. For example, if an area had a total demand for 5 facilities, and there were currently 6 facilities within the area, it would be too simplistic to conclude that there was an oversupply of 1 facility, as this approach would not take account of whether the 5 facilities are in the correct location for local people to use them within that area. It might be that all the facilities were in one part of the borough, leaving other areas under provided. An

⁶ For example, it is estimated that 7.72% of 16-24 year old males will demand to use an AGP, 1.67 times a week. This calculation is done separately for the 12 age/gender groupings.

⁷ Census Output Areas (OA) are the smallest grouping of census population data, and provides the population information on which the FPM's demand parameters are applied. A demand figure can then be calculated for each OA based on the population profile. There are over 171,300 OAs in England. An OA has a target value of 125 households per OA.

⁸ To reflect the fact that as distance to a facility increases, fewer visits are made, the FPM uses a travel time distance decay curve, where the majority of users travel up to 20 minutes. The FPM also takes account of the road network when calculating travel times. Car ownership levels, taken from Census data, are also taken into account when calculating how people will travel to facilities.



assessment of this kind would not reflect the true picture of provision. The FPM is able to assess supply and demand within an area based on the needs of the population within that area.

5.10 In making calculations as to supply and demand, visits made to sports facilities are not artificially restricted or calculated by reference to administrative boundaries, such as local authority areas. Users are generally expected to use their closest facility. The FPM reflects this through analysing the location of demand against the location of facilities, allowing for cross boundary movement of visits. For example, if a facility is on the boundary of a local authority, users will generally be expected to come from the population living close to the facility, but who may be in an adjoining authority.

6. Facility Attractiveness – for halls and pools only

6.5 Not all facilities are the same and users will find certain facilities more attractive to use than others. The model attempts to reflect this by introducing an attractiveness weighting factor, which effects the way visits are distributed between facilities. Attractiveness however, is very subjective. Currently weightings are only used for hall and pool modelling, with a similar approach for AGPs is being developed.

6.6 Attractiveness weightings are based on the following:

- Age/refurbishment weighting – pools & halls - the older a facility is, the less attractive it will be to users. It is recognised that this is a general assumption and that there may be examples where older facilities are more attractive than newly built ones due to excellent local management, programming and sports development. Additionally, the date of any significant refurbishment is also included within the weighting factor; however, the attractiveness is set lower than a new build of the same year. It is assumed that a refurbishment that is older than 20 years will have a minimal impact on the facilities attractiveness. The information on year built/refurbished is taken from Active Places. A graduated curve is used to allocate the attractiveness weighting by year. This curve levels off at around 1920 with a 20% weighting. The refurbishment weighting is slightly lower than the new built year equivalent.
- Management & ownership weighting – halls only - due to the large number of halls being provided by the education sector, an assumption is made that in general, these halls will not provide as balanced a program than halls run by LAs, trusts, etc, with school halls more likely to be used by teams and groups through block booking. A less balanced programme is assumed to be less attractive to a general, pay & play user, than a standard local authority leisure centre sports hall, with a wider range of activities on offer.

6.7 To reflect this, two weightings curves are used for education and non-education halls, a high weighted curve, and a lower weighted curve;

- High weighted curve - includes Non education management - better balanced programme, more attractive
- Lower weighted curve - includes Educational owned & managed halls, less attractive.



6.8 Commercial facilities – halls and pools - whilst there are relatively few sports halls provided by the commercial sector, an additional weighing factor is incorporated within the model to reflect the cost element often associated with commercial facilities. For each population output area the Indices of Multiple Deprivation (IMD) score is used to limit whether people will use commercial facilities. The assumption is that the higher the IMD score (less affluence) the less likely the population of the OA would choose to go to a commercial facility.

7. Comfort Factor – halls and pools

7.5 As part of the modelling process, each facility is given a maximum number of visits it can accommodate, based on its size, the number of hours it's available for community use and the 'at one time capacity' figure (pools =1 user /6m² , halls = 6 users /court). This gives each facility a "theoretical capacity".

7.6 If the facilities were full to their theoretical capacity then there would simply not be the space to undertake the activity comfortably. In addition, there is a need to take account of a range of activities taking place which have different numbers of users, for example, aqua aerobics will have significantly more participants, than lane swimming sessions. Additionally, there may be times and sessions that, whilst being within the peak period, are less busy and so will have fewer users.

7.7 To account of these factors the notion of a 'comfort factor' is applied within the model. For swimming pools 70%, and for sports halls 80%, of its theoretical capacity is considered as being the limit where the facility starts to become uncomfortably busy. (Currently, the comfort factor is NOT applied to AGPs due to the fact they are predominantly used by teams, which have a set number of players and so the notion of having 'less busy' pitch is not applicable).

7.8 The comfort factor is used in two ways;

- Utilised Capacity - How well used is a facility? 'Utilised capacity' figures for facilities are often seen as being very low, 50-60%, however, this needs to be put into context with 70-80% comfort factor levels for pools and halls. The closer utilised capacity gets to the comfort factor level, the busier the facilities are becoming. You should not aim to have facilities operating at 100% of their theoretical capacity, as this would mean that every session throughout the peak period would be being used to its maximum capacity. This would be both unrealistic in operational terms and unattractive to users.
- Adequately meeting Unmet Demand – the comfort factor is also used to increase the amount of facilities that are needed to comfortably meet the unmet demand. If this comfort factor is not added, then any facilities provided will be operating at its maximum theoretical capacity, which is not desirable as set out above.

8. Utilised Capacity (used capacity)

8.6 Following on from Comfort Factor section, here is more guidance on Utilised Capacity.



8.7 Utilised capacity refers to how much of facilities theoretical capacity is being used. This can, at first, appear to be unrealistically low, with area figures being in the 50-60% region. Without any further explanation, it would appear that facilities are half empty. The key point is not to see a facilities theoretical maximum capacity (100%) as being an optimum position. This, in practise, would mean that a facility would need to be completely full every hour it was open in the peak period. This would be both unrealistic from an operational perspective and undesirable from a user's perspective, as the facility would completely full.

8.8 For example:

A 25m, 4 lane pool has Theoretical capacity of 2260 per week, during 52 hour peak period.

	4-5pm	5-6pm	6-7pm	7-8pm	8-9pm	9-10pm	Total Visits for the evening
Theoretical max capacity	44	44	44	44	44	44	264
Actual Usage	8	30	35	50	15	5	143

8.9 Usage of a pool will vary throughout the evening, with some sessions being busier than others though programming, such as, an aqua-aerobics session between 7-8pm, lane swimming between 8-9pm. Other sessions will be quieter, such as between 9-10pm. This pattern of use would give a total of 143 swims taking place. However, the pool's maximum capacity is 264 visits throughout the evening. In this instance the pools utilised capacity for the evening would be 54%.

8.10 As a guide, 70% utilised capacity is used to indicate that pools are becoming busy, and 80% for sports halls. This should be seen only as a guide to help flag up when facilities are becoming busier, rather than a 'hard threshold'.

9. Travel times Catchments

9.7 The model uses travel times to define facility catchments in terms of driving and walking.

9.8 The Ordnance Survey (OS) Integrated Transport Network (ITN) for roads has been used to calculate the off-peak drive times between facilities and the population, observing one-way and turn restrictions which apply, and taking into account delays at junctions and car parking. Each street in the network is assigned a speed for car travel based on the attributes of the road, such as the width of the road, and geographical location of the road, for example the density of properties along the street. These travel times have been derived through national survey work, and so are based on actual travel patterns of users. The road speeds used for Inner & Outer London Boroughs have been further enhanced by data from the Department of Transport.

9.9 The walking catchment uses the OS Urban Path Network to calculate travel times along paths and roads, excluding motorways and trunk roads. A standard walking speed of 3 mph is used for all journeys.



9.10 The model includes three different modes of travel, by car, public transport & walking. Car access is also taken into account, in areas of lower access to a car, the model reduces the number of visits made by car, and increases those made on foot.

9.11 Overall, surveys have shown that the majority of visits made to swimming pools, sports halls and AGPs are made by car, with a significant minority of visits to pools and sports halls being made on foot.

Facility	Car	Walking	Public transport
Swimming Pool	76%	15%	9%
Sports Hall	77%	15%	8%
AGP			
Combined	83%	14%	3%
Football	79%	17%	3%
Hockey	96%	2%	2%

9.12 The model includes a distance decay function; where the further a user is from a facility, the less likely they will travel. The set out below is the survey data with the % of visits made within each of the travel times, which shows that almost 90% of all visits, both car borne or walking, are made within 20 minutes. Hence, 20 minutes is often used as a rule of thumb for catchments for sports halls and pools.

Minutes	Sport Halls		Swimming Pools	
	Car	Walk	Car	Walk
0-10	62%	61%	58%	57%
10-20	29%	26%	32%	31%
20 -40	8%	11%	9%	11%



SUMMARY ANALYSIS OF THE SPORT ENGLAND FACILITY PLANNING MODELS FOR SPORTS HALLS AND POOLS

SPORTS HALLS

SUMMARY FPM ASSESSMENT

Given the complexity of the FPM report analysis, the summary findings are reflected below (taken largely from the FPM report May 2017), with some explanatory text.

CHARNWOOD	RUN 1	RUN 2
TOTAL SUPPLY	2017	2036
Number of halls	20.	22.
Number of hall sites	16.	18.
Supply of total hall space expressed as main court equivalents	81.7	88.7
WHAT IS THE SUPPLY OF SPORTS HALLS IN 2017 AND 2036 (IN BADMINTON COURTS)		
Supply of hall space in courts, scaled by hours available in the peak period for community use	55.7	62.6
Supply of total hall space in	15,194.	17,102.
Courts per 10,000 population	4.5	4.2

SPORTS HALLS SUPPLY

There are 20 sports halls on 16 sites in Charnwood in 2017, with an overall supply of just fewer than 82 badminton courts. The supply available for community use is just fewer than 56 badminton courts. (The difference between the total supply of badminton courts and the effective supply is because of the variable number of hours for community use at the education sites).

The inclusion of the 2 new sports hall sites, North East of Leicester (4 courts) and West of Loughborough (3 courts), in run 2 means there are 22 sports halls on 18 sites in Charnwood Borough. There is also the new 8 badminton court sports hall in Coalville in NW Leicestershire (2022), which replaces the Hermitage Leisure Centre.

Based on a measure of badminton courts per 10,000 population, Charnwood has 4.5 courts per 10,000 population in 2017. Based on the projected growth in population to 2036 there are 4.2 badminton courts per 10,000 population.

Charnwood has the second highest supply by this measure in 2017 and the joint highest with Rushcliffe in 2036. The highest provision in 2017 is in Rushcliffe at 4.7 badminton courts per 10,000 population. The lowest provision is in Hinckley and Bosworth at 3.5 badminton courts per 10,000 population in 2017 and 3.1 courts in 2036, the same as for Leicester City.

The supply for East Midlands Region and England wide in 2016 is 4.3 badminton courts per 10,000 population in 2017. In 2036 it is projected to be 3.9 badminton courts per 10,000 population in the Region and 3.8 courts for England wide.



CHARNWOOD	RUN 1	RUN 2
TOTAL DEMAND	2017	2036
Population	180,286.	212,306.
Visits demand – visits per week peak period	11,402.	13,209.
BY HOW MUCH DOES THE TOTAL DEMAND FOR SPORTS HALLS INCREASE BETWEEN 2017 – 2036 (IN BADMINTON COURTS)		
Equivalent in courts – with comfort factor included	52.2	60.5
% of population without access to a car	17.4	17.4

CHARNWOOD	RUN 1	RUN 2
SUPPLY/DEMAND BALANCE	2017	2036
Supply - Hall provision (courts) scaled to take account of hours available for community use	55.7	62.6
Demand - Hall provision (courts) taking into account a 'comfort' factor	52.2	60.5
HOW DOES THE CHARNWOOD SUPPLY & DEMAND BALANCE DIFFER BETWEEN 2017 -2036 (IE POSITIVE BALANCE WHERE SUPPLY IS GREATER THAN DEMAND (= +) AND A NEGATIVE BALANCE, DEMAND GREATER THAN SUPPLY (= -)		
Supply / Demand balance - Variation in courts provision available compared to the minimum required to meet demand.	+ 3.5	+ 2.1



CHARNWOOD SUPPLY AND DEMAND FOR SPORTS HALLS 2017 AND 2036

The Charnwood supply of sports halls in 2017 for community use is 55.7 badminton courts. This increases to 62.6 badminton courts in run 2 because the 4 court sports hall at the North East of Leicester site and the 3 badminton court sports hall at the West of Loughborough site are included.

The Charnwood demand for sports halls is for 52.2 badminton courts in 2017 and projected to be 60.5 badminton courts in 2036. So there is near supply and demand balance, with a positive balance 3.5 badminton courts in 2017 and reducing to 2.1 badminton courts by 2036.

Overall across the study area there is a positive balance of 22.3 badminton courts in 2017 and just 1.5 badminton courts in 2036. Given the high imbalance of sports halls in Leicester City, it is likely that the City will export more of its demand in 2036, where Leicester City residents are within the catchment area of sports halls in neighbouring authorities.

CHARNWOOD	RUN 1	RUN 2
SATISFIED DEMAND	2017	2036
Total number of visits which are met visits per week peak period	10,841.	12,473.
WHAT % OF THE CHARNWOOD TOTAL DEMAND IS SATISFIED (MET) DEMAND		
% of total demand satisfied	95.1	94.4
% of demand satisfied who travelled by car	78.2	79.7
% of demand satisfied who travelled by foot	15.2	13.6
% of demand satisfied who travelled by public transport	6.5	6.8
Demand Retained visits per week peak period	8,606.	9,884.
What % of the satisfied demand is retained within Charnwood?		
Demand Retained -as a % of Satisfied Demand	79.4	79.2
Demand Exported visits per week peak period	2,235.	2,589.
What % of Charnwood's satisfied demand is exported		
Demand Exported -as a % of Satisfied Demand	20.6	20.8

HOW MUCH OF THE CHARNWOOD DEMAND FOR SPORTS HALLS CAN BE MET?

95% of the Charnwood total demand for sports halls can be met in 2017. This decreases very slightly to 94% of the Charnwood total demand for sports halls projected to be met in 2036. Overall a very high level of the Charnwood demand for sports halls is met.

HOW MUCH OF THE CHARNWOOD DEMAND FOR SPORTS HALLS IS RETAINED IN CHARNWOOD?

Based on the location and catchment area of sports halls located in Charnwood, and Charnwood residents using the nearest sports hall to where they live - known as retained demand – Charnwood is retaining is 79% of the Charnwood total satisfied demand in 2017 and it is projected to be 79.2% in 2036. The impact of the increase in demand from population growth between 2017 and 2036 and the location of the residential development, does not create changes.

This finding suggests the location and catchment area of the proposed two new sports halls, are very well located to retain the Charnwood demand, as they are located in urban extension areas.



Overall, for just under eight out of ten visits by a Charnwood resident to a sports hall in both years is to a sports hall located within the Borough.

HOW MUCH OF CHARNWOOD DEMAND FOR SPORTS HALLS IS EXPORTED?

Based on Charnwood residents using the nearest sports hall to where they live and this being a sports hall in a neighbouring authority, 20% of the Charnwood satisfied demand is being exported in both years.

CHARNWOOD	RUN 1	RUN 2
UNMET DEMAND	2017	2036
TOTAL NUMBER OF VISITS IN THE PEAK, NOT CURRENTLY BEING MET VISITS PER WEEK PEAK PERIOD	560.	736.
Unmet demand as a % of total demand	4.9	5.6
HOW MUCH UNMET DEMAND IS THERE IN BADMINTON COURTS?		
Equivalent in Courts - with comfort factor	2.6	3.4
HOW MUCH UNMET DEMAND IS THERE DUE TO:		
Lack of Capacity -	5.5	6.3
Outside Catchment -	94.6	93.6
Outside Catchment:	94.6	93.6
% of Unmet demand who do not have access to a car	88.8	88.4
% of Unmet demand who have access to a car	5.8	5.2
Lack of Capacity:	5.5	6.3
% of Unmet demand who do not have access to a car	4.9	5.5
% of Unmet demand who have access to a car	0.6	0.8

HOW MUCH UNMET DEMAND FOR SPORTS HALLS IS THERE?

Unmet demand has two definitions, demand for sports halls which cannot be met because (1) there is too much demand for any particular sports hall within its catchment area; or (2) the demand is located outside the catchment area of any sports hall and is then classified as unmet demand.

Unmet demand in 2017 is just 4.9% of total demand and which equates to 2.6 badminton courts and increases to 5.6% of total demand in 2036 and 3.4 badminton courts– so low levels of unmet demand.

Unmet demand increases only very slightly between the two years. In large part this is because a lot of the 15.8% increase in demand for sports halls can be met by the existing and accessible supply, plus there is the increased provision of two new sports halls at the West of Loughborough site in 2023 and the North East of Leicester site in 2025.

Of the total Charnwood unmet demand, 94% in 2017 and 93% in 2036 is from definition 2 and is locational unmet demand; just 6% of the total unmet demand in 2017 and 7% in 2036 is from lack of sports hall capacity.

Aggregated unmet demand is highest in the south of the Borough in the Birstall area and north and east of Birstall. However, aggregated unmet demand is only just over one badminton court. It is not a surprise to find that there are no hot spots of aggregated unmet demand, given the total unmet demand, across Charnwood in 2036 is just over 3 badminton courts.



CHARNWOOD	RUN 1	RUN 2
USED CAPACITY	2017	2036
TOTAL NUMBER OF VISITS USED OF CURRENT CAPACITY VISITS PER WEEK PEAK PERIOD	9,708.	11,802.
HOW FULL ARE THE CHARNWOOD SPORTS HALLS AS A BOROUGH AVERAGE? (%)		
% of overall capacity of halls used	63.9	69.
% of visits made to halls by walkers	16.9	14.3
% of visits made to halls by road	83.1	85.7
HOW MUCH OF THE USAGE OF THE CHARNWOOD SPORTS HALLS IS IMPORTED? (%)		
Number of visits imported visits per week peak period	1,102.	1,917.
As a % of used capacity	11.4	16.2

HOW FULL ARE THE SPORTS HALLS?

The Sport England benchmark is that a sports hall is comfortably full when it reaches 80% of capacity used at peak times.

The authority wide average for used capacity is 50.6% of sports hall capacity used at peak times in 2017. This increases to 55.4% by 2036, based on the projected population growth and the increase in demand for sports halls up to 2036.

Loughborough Leisure Centre has an estimated 94% of sports hall capacity used in the weekly peak period, in 2017 and 88% in 2036. Soar Valley Valley Leisure Centre has an estimated 100% of sports hall capacity used in the weekly peak period, in both years. These centres will provide the most comprehensive access and programmes for community use and will have a draw effect over other sports halls.

The North East of Leicester sports hall is estimated to have 100% of its capacity used in the weekly peak period, and the West of Loughborough sports hall 92%. Plus, they will be modern sports halls and so will have a draw effect.

In run 2 the level of imported demand into Charnwood increases by 4% over the 2016 figure. It is estimated to be nearly 18% of the used capacity of the Charnwood sports halls. The location of the two new sports halls means they will be accessible to residents in neighbouring authorities and this contributes to the increase in imported demand for sports halls.

The access for sports halls on education sites is predominantly for club use and their total hours of community use are much more limited than for public leisure centres. The estimated used capacity of the education sites for community is in the range of 23% in 2017 and 32% in 2036 at Charnwood College. Then up to 64% in 2017 and 71% in 2036 of sports hall capacity used in the weekly peak period at Humphrey Perkins School. However, most of the education venues are in the range of 35% - 55% of sports hall capacity used in the weekly peak period.

HOW MUCH DEMAND FOR SPORTS HALLS IS IMPORTED INTO CHARNWOOD?

Imported demand is just under 14% of the used capacity of the Charnwood sports halls in 2017 and increasing to just under 18% in 2036. The highest imported demand in 2036 is from Leicester City at 59% of the total imported demand. Then 18% of the imported demand is from NW Leicestershire, 9% from Rushcliffe, 7% from Hinckley and Bosworth 4% from Melton and 3% from Harborough.



SWIMMING POOLS

SUMMARY FPM ASSESSMENT

Given the complexity of the FPM report analysis, the summary findings are reflected below (taken largely from the FPM report May 2017), with some explanatory text.

CHARNWOOD	RUN 1	RUN 2	RUN 3
TOTAL SUPPLY	2017	2036	2036
Number of pools	10.	10.	8.
Number of pool sites	9.	9.	7.
WHAT IS THE SUPPLY OF POOLS IN SQM OF WATER AND BY HOW MUCH DOES SUPPLY CHANGE BY CLOSING THE 2 POOLS IN RUN 3			
Supply of total water space in sqm	2,323.	2,323.	1,860.
Supply of water space in sqm, scaled by hours available in the peak period	1,696.	1,696.	1,424.
Supply of total water space in visits per week peak period	14,706.	14,706.	12,350.
Water space per 1,000 population	13.	11.	9.

SWIMMING POOLS SUPPLY

In runs 1 and 2 there are 10 swimming pools on 9 pool sites in Charnwood. In run 3, the closure of the Charnwood Community College swimming pool and the Hind Leys College pool site, means there are 8 swimming pools on 7 pool sites in Charnwood in 2036.

All the swimming pool sites have a main pool and there is an extensive teaching/learner pool at Loughborough Leisure Centre.

MEASURE OF PROVISION

Based on a measure of water space per 1,000 population, Charnwood has 12.9 sqm of water per 1,000 population in 2017. Based on the projected growth in population to 2036 there is 10.9 sqm of water per 1,000 population in 2036.

The impact of the option to close the Charnwood Community College pool and the Hind Leys College pool is to reduce water space per 1,000 population to 8.8 sqm of water in 2036.

Charnwood is mid table in relation to water space per 1,000 population in the neighbouring authorities. The highest supply in 2017 is in Rushcliffe (the Borough having opened the new Rushcliffe Arena pool site in 2017) – with 20 sqm of water per 1,000 population. North West Leicestershire has 19.8 sqm of water per 1,000 population in 2017 and Melton has 14.1 sqm of water per 1,000 population.

Supply is lower than Charnwood in Hinckley and Bosworth with 9.1 sqm of water per 1,000 population, Harborough with 10.4 sqm of water and Leicester City with 10.8 sqm of water per 1,000 population. The supply for East Midlands Region and England wide in 2017 is 12 sqm of water per 1,000 population.



CHARNWOOD	RUN 1	RUN 2	RUN 3
TOTAL DEMAND	2017	2036	2036
Population	180,286.	212,306.	212,306.
Swims demanded – visits per week peak period	11,493.	13,076.	13,076.
WHAT IS THE TOTAL DEMAND FOR SWIMMING POOLS IN SQM OF WATER AND BY HOW MUCH DOES THIS INCREASE FROM 2017 TO 2036?			
Equivalent in water space – with comfort factor included	1,907.	2,170.	2,170.
% of population without access to a car	17.4	17.4	17.4

CHARNWOOD	RUN 1	RUN 2	RUN 3
SUPPLY/DEMAND BALANCE	2017	2036	2036
Supply - Swimming pool provision (sqm) scaled to take account of hours available for community use	1,696.	1,696.	1,424.
Demand - Swimming pool provision (sqm) taking into account a 'comfort' factor	1,907.	2,170.	2,170.
HOW DOES THE CHARNWOOD SUPPLY AND DEMAND BALANCE DIFFER BETWEEN 2017 – 2036 (IE POSITIVE BALANCE WHERE SUPPLY IS GREATER THAN DEMAND (= +) AND A NEGATIVE BALANCE, DEMAND GREATER THAN SUPPLY (= -) IN SQM OF WATER			
WHAT IS THE IMPACT IN SUPPLY AND DEMAND BALANCE FROM CLOSURE OF THE 2 EDUCATION POOLS?			
Supply / Demand balance - Variation in sqm of provision available compared to minimum required to meet demand.	-211.	-474.	-746.

CHARNWOOD SUPPLY AND DEMAND FOR SWIMMING POOLS 2017 AND 2036

The Charnwood supply of swimming pools in 2017 for community use is 1,696 sqm of water. This is unchanged in run 2 for 2036, whilst in run 3 with the option to close the Charnwood Community College Pool and the Hind Leys College pool, the supply is then reduced to 1,424 sqm of water in 2036.

The Charnwood demand for swimming pools is for 1,907 sqm of water in 2017. This increases to 2,170 sqm by 2036 in both runs 2 and 3, resulting from the increase in demand from population growth.

So there is a negative supply and demand balance of demand exceeding supply in all three runs. This is by 211 sqm of water in 2017, increasing to 474 sqm of water in run 2 in 2036. It increases further to 746 sqm of water in run 3. (For context a 25m x 4 lane pool is between 210 – 250 sqm of water, depending on lane width).

CHARNWOOD	RUN 1	RUN 2	RUN 3
SATISFIED DEMAND	2017	2036	2036
Total number of visits which are met visits per week peak period	11,048.	12,448.	12,296.
WHAT % OF THE CHARNWOOD TOTAL DEMAND IS SATISFIED (MET) DEMAND			
% of total demand satisfied	96.1%	95.2%	94%.
Total Annual Throughput (visits per year)	684,207.4	729,387.4	696,114.4
% of demand satisfied who travelled by car	79.9	81.3	83.4
% of demand satisfied who travelled by foot	13.5	12.	9.4
% of demand satisfied who travelled by public transport	6.5	6.8	7.3



CHARNWOOD	RUN 1	RUN 2	RUN 3
SATISFIED DEMAND	2017	2036	2036
Demand Retained visits per week peak period	8,024.	8,870.	8,303.
What % of the satisfied demand is retained within Charnwood?			
Demand Retained -as a % of Satisfied Demand	72.6%	71.3%	67.5%
Demand Exported visits per week peak period	3,023.	3,579.	3,994.
What % of Charnwood's satisfied demand is exported			
Demand Exported -as a % of Satisfied Demand	27.4%	28.8%	32.5%

HOW MUCH OF THE CHARNWOOD DEMAND FOR SWIMMING POOLS CAN BE MET?

The level of satisfied demand is very high in all three runs. The finding is that 96% of the Charnwood total demand for swimming pools can be met in 2017. The impact of the increase in demand for swimming from population growth reduces satisfied demand by less than 1% to 95.2% of total demand for swimming in run 2 in 2036.

The impact of the option to close the Charnwood Community College and Hind Leys College swimming pools reduces satisfied demand by a further 1.2% to 94% of total demand for swimming being met in 2036.

So in all three runs, over 90% of the Charnwood total demand for swimming pools is located inside the catchment area of a pool site, and there is enough capacity at the swimming pools to meet this very high level of satisfied demand. This includes pools in neighbouring authorities where the catchment area extends into Charnwood and means they are accessible to Charnwood residents.

HOW MUCH DEMAND FOR SWIMMING POOLS IS IMPORTED INTO CHARNWOOD?

Imported demand is reported under used capacity because it measures the demand from residents who live outside Charnwood but the nearest swimming pool to where they live is inside the Borough. So if they use the venue nearest to where they live, this becomes part of the used capacity of the Charnwood pools.

Imported demand is quite low in 2017 at 12% of the Borough wide average used capacity for pools. It is projected to be 11.6% in run 2 and with the closure of the 2 pools option in run 3 it is 10.5% of the Borough wide average for pool used capacity.

The highest imported demand is from Leicester City at 43% of the total imported demand.

CHARNWOOD	RUN 1	RUN 2	RUN 3
UNMET DEMAND	2017	2036	2036
Total number of visits in the peak, not currently being met visits per week peak period	445.	628.	780.
HOW MUCH UNMET DEMAND IS THERE AS A % OF TOTAL DEMAND			
Unmet demand as a % of total demand	3.9%	4.8%	6%.
HOW MUCH UNMET DEMAND IS THERE IN SQM OF WATER?			
Equivalent in Water space m ² - with comfort factor	74.	104.	129.
HOW MUCH UNMET DEMAND IS THERE DUE TO:			



CHARNWOOD	RUN 1	RUN 2	RUN 3
UNMET DEMAND	2017	2036	2036
Lack of Capacity (%)	1.2	5.7	7.5
Outside Catchment (%)	98.9	94.3	92.5
Outside Catchment:			
% of Unmet demand who do not have access to a car	85.3	82.	80.9
% of Unmet demand who have access to a car	13.6	12.4	11.7
Lack of Capacity:			
% of Unmet demand who do not have access to a car	0.9	4.1	5.7
% of Unmet demand who have access to a car	0.3	1.5	1.8

HOW MUCH UNMET DEMAND FOR SWIMMING POOLS IS THERE?

The unmet demand definition has two parts to it - demand for swimming pools which cannot be met because (1) there is too much demand for any particular pool within its catchment area; or (2) the demand is located outside the catchment area of a pool and is then classified as unmet demand.

Unmet demand in run 1 for 2017 is just 3.9% of total demand and which equates to just over 74 sqm of water – so a very low level of unmet demand in Charnwood in 2017.

Unmet demand in run 2 for 2036 is only slightly higher, at 4.8% of total demand and 104 sqm of water. The 2 pool closure option is to increase unmet demand to 6% of total demand and which represents 129 sqm of water.

In terms of the types of unmet demand, 99% in 2017 is from definition 2, demand located outside the catchment area of a pool. This decreases slightly to 94% in 2036 and to 92.5% in run 3, with the option to close the two pools.

Unmet demand is highest in the south of the Borough in the Birstall area where it is between 40 – 45 sqm of water. Then in and around Loughborough where there is unmet demand of between 30 – 47 sqm of water.

The key finding is that unmet demand from lack of access to pools is insufficient to consider additional swimming pools provision based on trying to increase access to pools.

CHARNWOOD	RUN 1	RUN 2	RUN 3
USED CAPACITY	2017	2036	2036
Total number of visits used of current capacity visits per week peak period	9,129.	10,034.	9,282
HOW FULL ARE THE CHARNWOOD POOLS AS A BOROUGH AVERAGE (%)?			
% of overall capacity of pools used	62.1%	68.2%	75.2%
% of visits made to pools by walkers	16.2	14.6	12.2
% of visits made to pools by road	83.8	85.4	87.8
HOW MUCH OF THE USAGE OF THE CHARNWOOD POOLS IS IMPORTED (%)?			
Number of visits imported visits per week peak period	1,105.	1,165.	979.
As a % of used capacity	12.1%	11.6%	10.5%



CHARNWOOD	RUN 1	RUN 2	RUN 3
USED CAPACITY	2017	2036	2036
VISITS RETAINED:			
Number of Visits retained visits per week peak period	8,024.	8,870.	8,303.
As a % of used capacity	87.9	88.4	89.5

HOW FULL ARE THE SWIMMING POOLS?

The Sport England benchmark is that a swimming pool is comfortably full when it reaches 70% of capacity used at peak times.

In 2017 the Borough wide average for used capacity is 62.1% of pool capacity used at peak times. This increases to 68.2% by 2036, based on the projected population growth and the increase in demand for swimming pools.

In run 3, the impact of the two pool closure option is to increase the used capacity of the remaining pools to a Borough wide average of 75.2% of pool capacity used.

In run 3, the finding is that as a Borough wide average, the used capacity of the pools in the weekly peak period is 5% above the Sport England pools full comfort level.

The used capacity of the individual swimming pools sites does vary from the Borough wide average At the public leisure centres, the Loughborough Leisure Centre has an estimated 86% of pool capacity used in the weekly peak period, in 2017, then 93% in run 2 for 2036 and 97% in run 3 with the option to close the two education pool sites.

Whilst the Soar Valley Valley Leisure Centre has an estimated 80% of pool capacity used in the weekly peak period in 2017 and increasing to 100% for both the 2036 runs. For South Charnwood Leisure Centre, the findings are an estimated 60% of pool capacity used in the weekly peak period in 2017 and increasing to 65% in both the 2036 runs.

The public leisure centre swimming pools have the highest estimated used capacity of the swimming pools. They are accessible for public pay and swim sessions as well as for club swimming sessions. They will have the most extensive opening hours of the pool sites and not be constrained by having to provide for education use only during the day but be able to schedule learn to swim programmes for schools use with public recreational swimming. The pools are proactively managed to develop swimming participation and swimming as an activity to increase physical activity by residents.

The public leisure centres swimming pools have a draw effect and will provide the most comprehensive access and programmes for community use.

Loughborough Grammar School has an estimated used capacity of 22% in the weekly peak period in 2017 and increasing to 51% in 2036 and then to 58% in run 3 with the 2 pool closure option. Whilst Ratcliff College pool has 52% of pool capacity used in 2017 and this decreases to 42% and 43% in runs 2 and 3 respectively. This pool site does have quite an isolated catchment and it maybe there is an older population in this area and there is a decreasing rate of swimming participation in 2036, when compared with 2017.

The Loughborough University swimming pool has 52% of swimming pool capacity used in 2017, increasing to 62% in run 2 and 69% in run 3.



APPENDIX 7

DETAILED FACILITIES REPORT

APPENDIX 8: SEARCH TERMS

--- Search Terms ---									
Facility Type	Athletics Tracks	Facility Sub Type	Cinder	Permanent Grass	Synthetic				
Facility Type	Cycling	Facility Sub Type	BMX - Pump Track	BMX - Race Track	Cycle Speedway - Track	Mountain Bike - Trails	Road - Closed Road Cycling Circuit	Track - Indoor Velodrome	Track - Outdoor Velodrome
Facility Type	Golf	Facility Sub Type	Driving Range	Par 3	Standard				
Facility Type	Health and Fitness Suite	Facility Sub Type	Health and Fitness Suite						
Facility Type	Ice Rinks	Facility Sub Type	Ice Rinks						
Facility Type	Indoor Bowls	Facility Sub Type	Indoor Bowls						
Facility Type	Indoor Tennis Centre	Facility Sub Type	Airhall	Airhall (seasonal)	Framed Fabric	Traditional			
Facility Type	Ski Slopes	Facility Sub Type	Indoor	Outdoor Artificial	Outdoor Natural				
Facility Type	Sports Hall	Facility Sub Type	Activity Hall	Barns	Main				
Facility Type	Squash Courts	Facility Sub Type	Glass-backed	Normal					
Facility Type	Studio	Facility Sub Type	Studio						
Facility Type	Swimming Pool	Facility Sub Type	Diving	Learner/Teaching/Training	Leisure Pool	Lido	Main/General		
Facility Status	Under Construction;Operational;Temporarily Closed								
Area of interest	Charnwood District								

APPENDIX 8: REPORT SUMMARY

--- Report Summary ---			
Facility Type	Sub Facility Type	Charnwood District	Total
Athletics Tracks	Cinder	1	1
Athletics Tracks	Permanent Grass	0	0
Athletics Tracks	Synthetic	1	1
Cycling	BMX - Pump Track	0	0
Cycling	BMX - Race Track	1	1
Cycling	Cycle Speedway - Track	0	0
Cycling	Mountain Bike - Trails	0	0
Cycling	Road - Closed Road Cycling Circuit	0	0
Cycling	Track - Indoor Velodrome	0	0
Cycling	Track - Outdoor Velodrome	0	0
Golf	Driving Range	3	3
Golf	Par 3	2	2
Golf	Standard	6	6
Health and Fitness Suite	Health and Fitness Suite	26	26
Ice Rinks	Ice Rinks	0	0
Indoor Bowls	Indoor Bowls	1	1
Indoor Tennis Centre	Airhall	0	0
Indoor Tennis Centre	Airhall (seasonal)	1	1
Indoor Tennis Centre	Framed Fabric	0	0
Indoor Tennis Centre	Traditional	1	1
Ski Slopes	Indoor	0	0
Ski Slopes	Outdoor Artificial	0	0
Ski Slopes	Outdoor Natural	0	0
Sports Hall	Activity Hall	18	18
Sports Hall	Barns	0	0
Sports Hall	Main	27	27
Squash Courts	Glass-backed	7	7
Squash Courts	Normal	9	9
Studio	Studio	20	20
Swimming Pool	Diving	0	0
Swimming Pool	Learner/Teaching/Training	2	2
Swimming Pool	Leisure Pool	0	0
Swimming Pool	Lido	0	0
Swimming Pool	Main/General	12	12
Total		138	138

Generated on 01 Mar 2017 00:23:44

APPENDIX 8: DETAILED FACILITIES REPORT

--- Main Report ---					
Site Name	Post Town	Post Code	Facility Type	Facility Sub Type	Unit
ANYTIME FITNESS (LOUGHBOROUGH)	LOUGHBOROUGH	LE11 5BE	Health and Fitness Suite	Health and Fitness Suite	Stations
BEEDLES LAKE GOLF CENTRE	Leicester	LE7 3WQ	Golf	Standard	Holes
BEEDLES LAKE GOLF CENTRE	Leicester	LE7 3WQ	Golf	Driving Range	Bays
BEEDLES LAKE GOLF CENTRE	Leicester	LE7 3WQ	Golf	Par 3	Holes
BIRSTALL SOCIAL CLUB	Leicester	LE4 4JS	Sports Hall	Activity Hall	Badminton courts
CHARNWOOD COLLEGE	Loughborough	LE11 4SQ	Sports Hall	Main	Badminton courts
CHARNWOOD COLLEGE	Loughborough	LE11 4SQ	Sports Hall	Main	Badminton courts
CHARNWOOD COMMUNITY COLLEGE	Loughborough	LE11 4SQ	Sports Hall	Main	Badminton courts
CHARNWOOD COMMUNITY COLLEGE	Loughborough	LE11 4SQ	Sports Hall	Main	Badminton courts
CHARNWOOD COMMUNITY COLLEGE	Loughborough	LE11 4SQ	Swimming Pool	Main/General	Lanes
CHARNWOOD COMMUNITY COLLEGE	Loughborough	LE11 4SQ	Health and Fitness Suite	Health and Fitness Suite	Stations
CHARNWOOD COMMUNITY COLLEGE	Loughborough	LE11 4SQ	Sports Hall	Activity Hall	Badminton courts
CHARNWOOD COMMUNITY COLLEGE	Loughborough	LE11 4SQ	Sports Hall	Activity Hall	Badminton courts
CHARNWOOD FOREST GOLF CLUB	Loughborough	LE12 8TA	Golf	Standard	Holes
CHARNWOOD GOLF COMPLEX	Loughborough	LE11 5AD	Golf	Driving Range	Bays
CHARNWOOD INDOOR BOWLS CLUB	Loughborough	LE11 3HE	Indoor Bowls	Indoor Bowls	Rinks
DE LISLE COLLEGE	Loughborough	LE11 4SQ	Sports Hall	Activity Hall	Badminton courts
DE LISLE COLLEGE	Loughborough	LE11 4SQ	Swimming Pool	Main/General	Lanes
DYNAMITE GYM LTD	Loughborough	LE11 2PY	Health and Fitness Suite	Health and Fitness Suite	Stations
EASTFIELD PRIMARY SCHOOL	LEICESTER	LE4 8FP	Sports Hall	Activity Hall	Badminton courts
ELIZABETH PARK SPORTS & COMMUNITY CENTRE	Leicester	LE4 8FN	Sports Hall	Activity Hall	Badminton courts
ENERGIE FITNESS (LOUGHBOROUGH)	Loughborough	LE11 2TZ	Health and Fitness Suite	Health and Fitness Suite	Stations
ENERGIE FITNESS (LOUGHBOROUGH)	Loughborough	LE11 2TZ	Studio	Studio	Studios
FOSSE FITNESS	Leicester	LE7 1NE	Health and Fitness Suite	Health and Fitness Suite	Stations
FOSSE FITNESS	Leicester	LE7 1NE	Health and Fitness Suite	Health and Fitness Suite	Stations
HIGHCLIFFE PRIMARY SCHOOL	LEICESTER	LE4 3DL	Swimming Pool	Learner/Teaching/Training	Lanes
HIND LEYS COLLEGE	Loughborough	LE12 9DB	Sports Hall	Main	Badminton courts
HIND LEYS COLLEGE	Loughborough	LE12 9DB	Swimming Pool	Main/General	Lanes
HIND LEYS COLLEGE	Loughborough	LE12 9DB	Studio	Studio	Studios
HOLYWELL FITNESS CENTRE	Loughborough	LE11 3TT	Health and Fitness Suite	Health and Fitness Suite	Stations
HOLYWELL FITNESS CENTRE	Loughborough	LE11 3TT	Studio	Studio	Studios
HOLYWELL FITNESS CENTRE	Loughborough	LE11 3TT	Studio	Studio	Studios
HOLYWELL FITNESS CENTRE	Loughborough	LE11 3TT	Sports Hall	Main	Badminton courts
HOTON VILLAGE HALL	Loughborough	LE12 5SF	Sports Hall	Activity Hall	Badminton courts
HUMPHREY PERKINS HIGH SCHOOL	Loughborough	LE12 8JU	Sports Hall	Main	Badminton courts
JIM PLAY	Loughborough	LE11 2PZ	Health and Fitness Suite	Health and Fitness Suite	Stations
JOHN SKILLEN MARTIAL ARTS & FITNESS CENTRE	Loughborough	LE11 1BE	Health and Fitness Suite	Health and Fitness Suite	Stations
JOHN SKILLEN MARTIAL ARTS & FITNESS CENTRE	Loughborough	LE11 1BE	Studio	Studio	Studios

APPENDIX 8: DETAILED FACILITIES REPORT

--- Main Report ---			
Site Name	Number	Access Type	Ownership Type
ANYTIME FITNESS (LOUGHBOROUGH)	50	Registered Membership use	Commercial
BEEDLES LAKE GOLF CENTRE	18	Pay and Play	Commercial
BEEDLES LAKE GOLF CENTRE	17	Pay and Play	Commercial
BEEDLES LAKE GOLF CENTRE	9	Pay and Play	Commercial
BIRSTALL SOCIAL CLUB	0	Sports Club / Community Association	Community Organisation
CHARNWOOD COLLEGE	4	Sports Club / Community Association	Academies
CHARNWOOD COLLEGE	4	Sports Club / Community Association	Academies
CHARNWOOD COMMUNITY COLLEGE	4	Sports Club / Community Association	Community school
CHARNWOOD COMMUNITY COLLEGE	4	Sports Club / Community Association	Community school
CHARNWOOD COMMUNITY COLLEGE	4	Sports Club / Community Association	Community school
CHARNWOOD COMMUNITY COLLEGE	11	Sports Club / Community Association	Community school
CHARNWOOD COMMUNITY COLLEGE	0	Sports Club / Community Association	Community school
CHARNWOOD COMMUNITY COLLEGE	2	Sports Club / Community Association	Community school
CHARNWOOD FOREST GOLF CLUB	9	Pay and Play	Sports Club
CHARNWOOD GOLF COMPLEX	20	Pay and Play	Commercial
CHARNWOOD INDOOR BOWLS CLUB	8	Sports Club / Community Association	Sports Club
DE LISLE COLLEGE	1	Private Use	Academies
DE LISLE COLLEGE	4	Private Use	Academies
DYNAMITE GYM LTD	46	Registered Membership use	Commercial
EASTFIELD PRIMARY SCHOOL	2	Private Use	Community school
ELIZABETH PARK SPORTS & COMMUNITY CENTRE	1	Sports Club / Community Association	Local Authority
ENERGIE FITNESS (LOUGHBOROUGH)	150	Pay and Play	Commercial
ENERGIE FITNESS (LOUGHBOROUGH)	1	Pay and Play	Commercial
FOSSE FITNESS	115	Registered Membership use	Commercial
FOSSE FITNESS	30	Registered Membership use	Commercial
HIGHCLIFFE PRIMARY SCHOOL	4	Sports Club / Community Association	Community school
HIND LEYS COLLEGE	4	Sports Club / Community Association	Community school
HIND LEYS COLLEGE	4	Sports Club / Community Association	Community school
HIND LEYS COLLEGE	1	Sports Club / Community Association	Community school
HOLYWELL FITNESS CENTRE	150	Registered Membership use	Higher Education Institutions
HOLYWELL FITNESS CENTRE	0	Registered Membership use	Higher Education Institutions
HOLYWELL FITNESS CENTRE	0	Registered Membership use	Higher Education Institutions
HOLYWELL FITNESS CENTRE	4	Registered Membership use	Higher Education Institutions
HOTON VILLAGE HALL	1	Sports Club / Community Association	Community Organisation
HUMPHREY PERKINS HIGH SCHOOL	4	Sports Club / Community Association	Community school
JIM PLAY	19	Registered Membership use	Commercial
JOHN SKILLEN MARTIAL ARTS & FITNESS CENTRE	18	Registered Membership use	Commercial
JOHN SKILLEN MARTIAL ARTS & FITNESS CENTRE	0	Registered Membership use	Commercial

APPENDIX 8: DETAILED FACILITIES REPORT

--- Main Report ---			
Site Name	Management Type	Year Built	Year Refurbished
ANYTIME FITNESS (LOUGHBOROUGH)	Commercial Management	n/a	n/a
BEEDLES LAKE GOLF CENTRE	Commercial Management	1993	2015
BEEDLES LAKE GOLF CENTRE	Commercial Management	1995	2015
BEEDLES LAKE GOLF CENTRE	Commercial Management	n/a	2015
BIRSTALL SOCIAL CLUB	Community Organisation	n/a	n/a
CHARNWOOD COLLEGE	School/College/University (in house)	1955	n/a
CHARNWOOD COLLEGE	School/College/University (in house)	1955	n/a
CHARNWOOD COMMUNITY COLLEGE	School/College/University (in house)	1952	2007
CHARNWOOD COMMUNITY COLLEGE	School/College/University (in house)	1999	n/a
CHARNWOOD COMMUNITY COLLEGE	School/College/University (in house)	1952	1993
CHARNWOOD COMMUNITY COLLEGE	School/College/University (in house)	1995	n/a
CHARNWOOD COMMUNITY COLLEGE	School/College/University (in house)	1952	n/a
CHARNWOOD COMMUNITY COLLEGE	School/College/University (in house)	1999	n/a
CHARNWOOD FOREST GOLF CLUB	Sport Club	1890	n/a
CHARNWOOD GOLF COMPLEX	Commercial Management	1995	2015
CHARNWOOD INDOOR BOWLS CLUB	Sport Club	1990	2013
DE LISLE COLLEGE	School/College/University (in house)	1959	n/a
DE LISLE COLLEGE	School/College/University (in house)	1959	n/a
DYNAMITE GYM LTD	Commercial Management	1995	n/a
EASTFIELD PRIMARY SCHOOL	School/College/University (in house)	n/a	n/a
ELIZABETH PARK SPORTS & COMMUNITY CENTRE	Local Authority (in house)	1996	2011
ENERGIE FITNESS (LOUGHBOROUGH)	Commercial Management	2015	n/a
ENERGIE FITNESS (LOUGHBOROUGH)	Commercial Management	2015	n/a
FOSSE FITNESS	Commercial Management	2012	n/a
FOSSE FITNESS	Commercial Management	2012	n/a
HIGHCLIFFE PRIMARY SCHOOL	School/College/University (in house)	n/a	n/a
HIND LEYS COLLEGE	School/College/University (in house)	1976	n/a
HIND LEYS COLLEGE	School/College/University (in house)	1976	n/a
HIND LEYS COLLEGE	School/College/University (in house)	2006	n/a
HOLYWELL FITNESS CENTRE	School/College/University (in house)	2014	n/a
HOLYWELL FITNESS CENTRE	School/College/University (in house)	2014	n/a
HOLYWELL FITNESS CENTRE	School/College/University (in house)	2014	n/a
HOLYWELL FITNESS CENTRE	School/College/University (in house)	2014	n/a
HOTON VILLAGE HALL	Community Organisation	1908	2009
HUMPHREY PERKINS HIGH SCHOOL	School/College/University (in house)	2006	n/a
JIM PLAY	Commercial Management	2014	n/a
JOHN SKILLEN MARTIAL ARTS & FITNESS CENTRE	Commercial Management	2015	n/a
JOHN SKILLEN MARTIAL ARTS & FITNESS CENTRE	Commercial Management	2015	n/a

APPENDIX 8: DETAILED FACILITIES REPORT

--- Main Report ---					
Site Name	Post Town	Post Code	Facility Type	Facility Sub Type	Unit
LIMEHURST ACADEMY	Loughborough	LE11 1NH	Sports Hall	Main	Badminton courts
LINGDALE GOLF CLUB	Loughborough	LE12 8TF	Golf	Standard	Holes
LONGCLIFFE GOLF CLUB	Loughborough	LE11 3YA	Golf	Standard	Holes
LOUGHBOROUGH GRAMMAR SCHOOL	Loughborough	LE11 2DU	Health and Fitness Suite	Health and Fitness Suite	Stations
LOUGHBOROUGH GRAMMAR SCHOOL	Loughborough	LE11 2DU	Swimming Pool	Main/General	Lanes
LOUGHBOROUGH GRAMMAR SCHOOL	Loughborough	LE11 2DU	Sports Hall	Main	Badminton courts
LOUGHBOROUGH GRAMMAR SCHOOL	Loughborough	LE11 2DU	Squash Courts	Glass-backed	Courts
LOUGHBOROUGH GREENFIELD SPORTS AND SOCIAL CLUB	LOUGHBOROUGH	LE11 3HZ	Squash Courts	Normal	Courts
LOUGHBOROUGH HIGH SCHOOL	Loughborough	LE11 2DU	Sports Hall	Activity Hall	Badminton courts
LOUGHBOROUGH LAWN TENNIS CLUB	Loughborough	LE11 3NW	Indoor Tennis Centre	Airhall (seasonal)	Courts
LOUGHBOROUGH LEISURE CENTRE	Loughborough	LE11 3HE	Sports Hall	Main	Badminton courts
LOUGHBOROUGH LEISURE CENTRE	Loughborough	LE11 3HE	Swimming Pool	Main/General	Lanes
LOUGHBOROUGH LEISURE CENTRE	Loughborough	LE11 3HE	Health and Fitness Suite	Health and Fitness Suite	Stations
LOUGHBOROUGH LEISURE CENTRE	Loughborough	LE11 3HE	Swimming Pool	Main/General	Lanes
LOUGHBOROUGH LEISURE CENTRE	Loughborough	LE11 3HE	Studio	Studio	Studios
LOUGHBOROUGH LEISURE CENTRE	Loughborough	LE11 3HE	Squash Courts	Normal	Courts
LOUGHBOROUGH LEISURE CENTRE	Loughborough	LE11 3HE	Studio	Studio	Studios
LOUGHBOROUGH UNIVERSITY	Loughborough	LE11 3TU	Sports Hall	Main	Badminton courts
LOUGHBOROUGH UNIVERSITY	Loughborough	LE11 3TU	Sports Hall	Main	Badminton courts
LOUGHBOROUGH UNIVERSITY	Loughborough	LE11 3TU	Athletics Tracks	Synthetic	Lanes
LOUGHBOROUGH UNIVERSITY	Loughborough	LE11 3TU	Swimming Pool	Main/General	Lanes
LOUGHBOROUGH UNIVERSITY	Loughborough	LE11 3TU	Indoor Tennis Centre	Traditional	Courts
LOUGHBOROUGH UNIVERSITY	Loughborough	LE11 3TU	Studio	Studio	Studios
LOUGHBOROUGH UNIVERSITY	Loughborough	LE11 3TU	Squash Courts	Normal	Courts
LOUGHBOROUGH UNIVERSITY	Loughborough	LE11 3TU	Squash Courts	Glass-backed	Courts
LOUGHBOROUGH UNIVERSITY	Loughborough	LE11 3TU	Studio	Studio	Studios
LOUGHBOROUGH UNIVERSITY	Loughborough	LE11 3TU	Studio	Studio	Studios
LOUGHBOROUGH UNIVERSITY	Loughborough	LE11 3TU	Health and Fitness Suite	Health and Fitness Suite	Stations
LOUGHBOROUGH UNIVERSITY	Loughborough	LE11 3TU	Health and Fitness Suite	Health and Fitness Suite	Stations
LOUGHBOROUGH UNIVERSITY	Loughborough	LE11 3TU	Sports Hall	Main	Badminton courts
LOUGHBOROUGH UNIVERSITY	Loughborough	LE11 3TU	Sports Hall	Main	Badminton courts
LOUGHBOROUGH UNIVERSITY STADIUM	LOUGHBOROUGH	LE11 3TU	Health and Fitness Suite	Health and Fitness Suite	Stations
LOUGHBOROUGH UNIVERSITY STADIUM	LOUGHBOROUGH	LE11 3TU	Sports Hall	Main	Badminton courts
MAPLEWELL HALL SCHOOL	Loughborough	LE12 8QY	Sports Hall	Activity Hall	Badminton courts
MAPLEWELL HALL SCHOOL	Loughborough	LE12 8QY	Health and Fitness Suite	Health and Fitness Suite	Stations
NPC PERFORMANCE CENTRE	Loughborough	LE11 1RW	Health and Fitness Suite	Health and Fitness Suite	Stations
NPC PERFORMANCE CENTRE	Loughborough	LE11 1RW	Studio	Studio	Studios
PARK HILL GOLF CLUB	Loughborough	LE12 7NG	Golf	Standard	Holes

APPENDIX 8: DETAILED FACILITIES REPORT

--- Main Report ---			
Site Name	Number	Access Type	Ownership Type
LIMEHURST ACADEMY	4	Sports Club / Community Association	Community school
LINGDALE GOLF CLUB	18	Pay and Play	Sports Club
LONGCLIFFE GOLF CLUB	18	Sports Club / Community Association	Sports Club
LOUGHBOROUGH GRAMMAR SCHOOL	10	Private Use	Other Independent School
LOUGHBOROUGH GRAMMAR SCHOOL	4	Pay and Play	Other Independent School
LOUGHBOROUGH GRAMMAR SCHOOL	4	Pay and Play	Other Independent School
LOUGHBOROUGH GRAMMAR SCHOOL	2	Pay and Play	Other Independent School
LOUGHBOROUGH GREENFIELD SPORTS AND SOCIAL CLUB	1	Sports Club / Community Association	Sports Club
LOUGHBOROUGH HIGH SCHOOL	1	Sports Club / Community Association	Other Independent School
LOUGHBOROUGH LAWN TENNIS CLUB	2	Sports Club / Community Association	Sports Club
LOUGHBOROUGH LEISURE CENTRE	8	Sports Club / Community Association	Local Authority
LOUGHBOROUGH LEISURE CENTRE	6	Pay and Play	Local Authority
LOUGHBOROUGH LEISURE CENTRE	62	Registered Membership use	Local Authority
LOUGHBOROUGH LEISURE CENTRE	4	Pay and Play	Local Authority
LOUGHBOROUGH LEISURE CENTRE	1	Registered Membership use	Local Authority
LOUGHBOROUGH LEISURE CENTRE	3	Pay and Play	Local Authority
LOUGHBOROUGH LEISURE CENTRE	1	Registered Membership use	Local Authority
LOUGHBOROUGH UNIVERSITY	12	Pay and Play	Higher Education Institutions
LOUGHBOROUGH UNIVERSITY	4	Pay and Play	Higher Education Institutions
LOUGHBOROUGH UNIVERSITY	8	Pay and Play	Higher Education Institutions
LOUGHBOROUGH UNIVERSITY	8	Pay and Play	Higher Education Institutions
LOUGHBOROUGH UNIVERSITY	8	Pay and Play	Higher Education Institutions
LOUGHBOROUGH UNIVERSITY	0	Pay and Play	Higher Education Institutions
LOUGHBOROUGH UNIVERSITY	4	Pay and Play	Higher Education Institutions
LOUGHBOROUGH UNIVERSITY	1	Pay and Play	Higher Education Institutions
LOUGHBOROUGH UNIVERSITY	0	Pay and Play	Higher Education Institutions
LOUGHBOROUGH UNIVERSITY	0	Pay and Play	Higher Education Institutions
LOUGHBOROUGH UNIVERSITY	100	Pay and Play	Higher Education Institutions
LOUGHBOROUGH UNIVERSITY	100	Pay and Play	Higher Education Institutions
LOUGHBOROUGH UNIVERSITY	5	Pay and Play	Higher Education Institutions
LOUGHBOROUGH UNIVERSITY	4	Pay and Play	Higher Education Institutions
LOUGHBOROUGH UNIVERSITY STADIUM	125	Sports Club / Community Association	Higher Education Institutions
LOUGHBOROUGH UNIVERSITY STADIUM	5	Sports Club / Community Association	Higher Education Institutions
MAPLEWELL HALL SCHOOL	1	Private Use	Community Special School
MAPLEWELL HALL SCHOOL	9	Private Use	Community Special School
NPC PERFORMANCE CENTRE	35	Registered Membership use	Commercial
NPC PERFORMANCE CENTRE	1	Registered Membership use	Commercial
PARK HILL GOLF CLUB	18	Sports Club / Community Association	Commercial

APPENDIX 8: DETAILED FACILITIES REPORT

--- Main Report ---			
Site Name	Management Type	Year Built	Year Refurbished
LIMEHURST ACADEMY	School/College/University (in house)	2001	n/a
LINGDALE GOLF CLUB	Sport Club	1967	2015
LONGCLIFFE GOLF CLUB	Sport Club	1906	n/a
LOUGHBOROUGH GRAMMAR SCHOOL	School/College/University (in house)	1978	2005
LOUGHBOROUGH GRAMMAR SCHOOL	School/College/University (in house)	1955	n/a
LOUGHBOROUGH GRAMMAR SCHOOL	School/College/University (in house)	1978	n/a
LOUGHBOROUGH GRAMMAR SCHOOL	School/College/University (in house)	1978	2005
LOUGHBOROUGH GREENFIELD SPORTS AND SOCIAL CLUB	Sport Club	n/a	n/a
LOUGHBOROUGH HIGH SCHOOL	School/College/University (in house)	1950	2016
LOUGHBOROUGH LAWN TENNIS CLUB	Sport Club	n/a	2010
LOUGHBOROUGH LEISURE CENTRE	Trust	1975	2012
LOUGHBOROUGH LEISURE CENTRE	Trust	1975	2013
LOUGHBOROUGH LEISURE CENTRE	Trust	1975	2012
LOUGHBOROUGH LEISURE CENTRE	Trust	1975	2013
LOUGHBOROUGH LEISURE CENTRE	Trust	1975	2000
LOUGHBOROUGH LEISURE CENTRE	Trust	1975	2000
LOUGHBOROUGH LEISURE CENTRE	Sport Club	1980	n/a
LOUGHBOROUGH UNIVERSITY	School/College/University (in house)	1996	n/a
LOUGHBOROUGH UNIVERSITY	School/College/University (in house)	2003	n/a
LOUGHBOROUGH UNIVERSITY	School/College/University (in house)	n/a	2009
LOUGHBOROUGH UNIVERSITY	School/College/University (in house)	2002	n/a
LOUGHBOROUGH UNIVERSITY	School/College/University (in house)	1995	n/a
LOUGHBOROUGH UNIVERSITY	School/College/University (in house)	1980	n/a
LOUGHBOROUGH UNIVERSITY	School/College/University (in house)	n/a	n/a
LOUGHBOROUGH UNIVERSITY	School/College/University (in house)	n/a	n/a
LOUGHBOROUGH UNIVERSITY	School/College/University (in house)	2013	n/a
LOUGHBOROUGH UNIVERSITY	School/College/University (in house)	2013	n/a
LOUGHBOROUGH UNIVERSITY	School/College/University (in house)	n/a	2012
LOUGHBOROUGH UNIVERSITY	School/College/University (in house)	2007	2012
LOUGHBOROUGH UNIVERSITY	School/College/University (in house)	n/a	2012
LOUGHBOROUGH UNIVERSITY	School/College/University (in house)	n/a	2012
LOUGHBOROUGH UNIVERSITY STADIUM	School/College/University (in house)	n/a	n/a
LOUGHBOROUGH UNIVERSITY STADIUM	School/College/University (in house)	n/a	n/a
MAPLEWELL HALL SCHOOL	School/College/University (in house)	1955	2008
MAPLEWELL HALL SCHOOL	School/College/University (in house)	2000	n/a
NPC PERFORMANCE CENTRE	Commercial Management	2012	2014
NPC PERFORMANCE CENTRE	Commercial Management	2012	2014
PARK HILL GOLF CLUB	Commercial Management	1994	n/a

APPENDIX 8: DETAILED FACILITIES REPORT

--- Main Report ---					
Site Name	Post Town	Post Code	Facility Type	Facility Sub Type	Unit
PARK HILL GOLF CLUB	Loughborough	LE12 7NG	Golf	Driving Range	Bays
PARK HILL GOLF CLUB	Loughborough	LE12 7NG	Golf	Par 3	Holes
PURE GYM(LOUGHBOROUGH)	Loughborough	LE11 5BG	Health and Fitness Suite	Health and Fitness Suite	Stations
PURE GYM(LOUGHBOROUGH)	Loughborough	LE11 5BG	Studio	Studio	Studios
RATCLIFFE COLLEGE	Leicester	LE7 4SG	Athletics Tracks	Cinder	Lanes
RATCLIFFE COLLEGE	Leicester	LE7 4SG	Sports Hall	Main	Badminton courts
RATCLIFFE COLLEGE	Leicester	LE7 4SG	Swimming Pool	Main/General	Lanes
RATCLIFFE COLLEGE	Leicester	LE7 4SG	Squash Courts	Normal	Courts
RATCLIFFE COLLEGE	Leicester	LE7 4SG	Health and Fitness Suite	Health and Fitness Suite	Stations
RAWLINS ACADEMY	Loughborough	LE12 8DY	Sports Hall	Main	Badminton courts
RAWLINS ACADEMY	Loughborough	LE12 8DY	Sports Hall	Activity Hall	Badminton courts
RAWLINS ACADEMY	Loughborough	LE12 8DY	Studio	Studio	Studios
RAWLINS ACADEMY	Loughborough	LE12 8DY	Health and Fitness Suite	Health and Fitness Suite	Stations
RIVERSIDE ACADEMY	LEICESTER	LE4 4JU	Swimming Pool	Learner/Teaching/Training	Lanes
ROTHLEY PARK GOLF CLUB	Leicester	LE7 7LH	Golf	Standard	Holes
SHEPSHED BMX TRACK	SHEPSHED	LE12 9AU	Cycling	BMX - Race Track	n/a
SHEPSHED HIGH SCHOOL	Loughborough	LE12 9DA	Sports Hall	Main	Badminton courts
SOAR VALLEY LEISURE CENTRE	Loughborough	LE12 7FG	Sports Hall	Main	Badminton courts
SOAR VALLEY LEISURE CENTRE	Loughborough	LE12 7FG	Swimming Pool	Main/General	Lanes
SOAR VALLEY LEISURE CENTRE	Loughborough	LE12 7FG	Health and Fitness Suite	Health and Fitness Suite	Stations
SOAR VALLEY LEISURE CENTRE	Loughborough	LE12 7FG	Studio	Studio	Studios
SOAR VALLEY LEISURE CENTRE	Loughborough	LE12 7FG	Studio	Studio	Studios
SOUTH CHARNWOOD LEISURE CENTRE	Leicester	LE7 1LY	Swimming Pool	Main/General	Lanes
SOUTH CHARNWOOD LEISURE CENTRE	Leicester	LE7 1LY	Health and Fitness Suite	Health and Fitness Suite	Stations
SOUTH CHARNWOOD LEISURE CENTRE	Leicester	LE7 1LY	Studio	Studio	Studios
ST PETERS COMMUNITY CENTRE	Loughborough	LE11 5EQ	Sports Hall	Activity Hall	Badminton courts
STUDIO 13 FITNESS	Leicester	LE4 8GR	Health and Fitness Suite	Health and Fitness Suite	Stations
STUDIO 13 FITNESS	Leicester	LE4 8GR	Studio	Studio	Studios
SYSTON & DISTRICT SOCIAL CLUB	Leicester	LE7 1GP	Sports Hall	Activity Hall	Badminton courts
SYSTON RUGBY FOOTBALL CLUB	Leicester	LE7 3FE	Health and Fitness Suite	Health and Fitness Suite	Stations
SYSTON RUGBY FOOTBALL CLUB	Leicester	LE7 3FE	Studio	Studio	Studios
The cedars academy	Leicester	LE4 4GH	Sports Hall	Main	Badminton courts
The cedars academy	Leicester	LE4 4GH	Health and Fitness Suite	Health and Fitness Suite	Stations
THE CEDARS ACADEMY	Leicester	LE4 4GH	Sports Hall	Activity Hall	Badminton courts
THE CEDARS ACADEMY	Leicester	LE4 4GH	Sports Hall	Activity Hall	Badminton courts
THE MARTIN HIGH SCHOOL	Leicester	LE7 7EB	Sports Hall	Activity Hall	Badminton courts
THE MARTIN HIGH SCHOOL	Leicester	LE7 7EB	Sports Hall	Activity Hall	Badminton courts
THE RADMOOR CENTRE	Loughborough	LE11 3BT	Health and Fitness Suite	Health and Fitness Suite	Stations

APPENDIX 8: DETAILED FACILITIES REPORT

--- Main Report ---			
Site Name	Number	Access Type	Ownership Type
PARK HILL GOLF CLUB	20	Pay and Play	Commercial
PARK HILL GOLF CLUB	9	Sports Club / Community Association	Commercial
PURE GYM(LOUGHBOROUGH)	200	Registered Membership use	Commercial
PURE GYM(LOUGHBOROUGH)	1	Registered Membership use	Commercial
RATCLIFFE COLLEGE	6	Sports Club / Community Association	Other Independent School
RATCLIFFE COLLEGE	4	Sports Club / Community Association	Other Independent School
RATCLIFFE COLLEGE	4	Sports Club / Community Association	Other Independent School
RATCLIFFE COLLEGE	1	Sports Club / Community Association	Other Independent School
RATCLIFFE COLLEGE	10	Sports Club / Community Association	Other Independent School
RAWLINS ACADEMY	4	Sports Club / Community Association	Academies
RAWLINS ACADEMY	1	Sports Club / Community Association	Academies
RAWLINS ACADEMY	0	Sports Club / Community Association	Academies
RAWLINS ACADEMY	17	Private Use	Academies
RIVERSIDE ACADEMY	0	Private Use	Community school
ROTHLEY PARK GOLF CLUB	18	Sports Club / Community Association	Sports Club
SHEPSHED BMX TRACK	n/a	Free Public Access	Local Authority
SHEPSHED HIGH SCHOOL	4	Sports Club / Community Association	Community school
SOAR VALLEY LEISURE CENTRE	4	Sports Club / Community Association	Local Authority
SOAR VALLEY LEISURE CENTRE	4	Pay and Play	Local Authority
SOAR VALLEY LEISURE CENTRE	60	Registered Membership use	Local Authority
SOAR VALLEY LEISURE CENTRE	0	Registered Membership use	Local Authority
SOAR VALLEY LEISURE CENTRE	0	Registered Membership use	Local Authority
SOUTH CHARNWOOD LEISURE CENTRE	5	Pay and Play	Local Authority
SOUTH CHARNWOOD LEISURE CENTRE	80	Registered Membership use	Local Authority
SOUTH CHARNWOOD LEISURE CENTRE	0	Registered Membership use	Local Authority
ST PETERS COMMUNITY CENTRE	1	Sports Club / Community Association	Community Organisation
STUDIO 13 FITNESS	40	Registered Membership use	Commercial
STUDIO 13 FITNESS	0	Registered Membership use	Commercial
SYSTON & DISTRICT SOCIAL CLUB	0	Sports Club / Community Association	Community Organisation
SYSTON RUGBY FOOTBALL CLUB	4	Sports Club / Community Association	Sports Club
SYSTON RUGBY FOOTBALL CLUB	1	Sports Club / Community Association	Sports Club
The cedars academy	4	Sports Club / Community Association	Community school
The cedars academy	23	Private Use	Community school
THE CEDARS ACADEMY	1	Sports Club / Community Association	Academies
THE CEDARS ACADEMY	1	Sports Club / Community Association	Academies
THE MARTIN HIGH SCHOOL	1	Sports Club / Community Association	Community school
THE MARTIN HIGH SCHOOL	1	Sports Club / Community Association	Community school
THE RADMOOR CENTRE	50	Registered Membership use	Further Education

APPENDIX 8: DETAILED FACILITIES REPORT

--- Main Report ---			
Site Name	Management Type	Year Built	Year Refurbished
PARK HILL GOLF CLUB	Commercial Management	1994	n/a
PARK HILL GOLF CLUB	Commercial Management	2010	n/a
PURE GYM(LOUGHBOROUGH)	Commercial Management	2004	2014
PURE GYM(LOUGHBOROUGH)	Commercial Management	2004	2011
RATCLIFFE COLLEGE	School/College/University (in house)	1985	2016
RATCLIFFE COLLEGE	School/College/University (in house)	1975	n/a
RATCLIFFE COLLEGE	School/College/University (in house)	1975	2002
RATCLIFFE COLLEGE	School/College/University (in house)	1985	n/a
RATCLIFFE COLLEGE	School/College/University (in house)	2012	n/a
RAWLINS ACADEMY	School/College/University (in house)	1987	n/a
RAWLINS ACADEMY	School/College/University (in house)	1987	n/a
RAWLINS ACADEMY	School/College/University (in house)	2008	n/a
RAWLINS ACADEMY	School/College/University (in house)	2009	2014
RIVERSIDE ACADEMY	School/College/University (in house)	n/a	n/a
ROTHLEY PARK GOLF CLUB	Sport Club	1912	n/a
SHEPSHED BMX TRACK	Local Authority (in house)	n/a	n/a
SHEPSHED HIGH SCHOOL	School/College/University (in house)	1975	2007
SOAR VALLEY LEISURE CENTRE	Trust	2004	n/a
SOAR VALLEY LEISURE CENTRE	Trust	2004	n/a
SOAR VALLEY LEISURE CENTRE	Trust	2004	2007
SOAR VALLEY LEISURE CENTRE	Trust	2004	n/a
SOAR VALLEY LEISURE CENTRE	Trust	n/a	n/a
SOUTH CHARNWOOD LEISURE CENTRE	Trust	1987	n/a
SOUTH CHARNWOOD LEISURE CENTRE	Trust	2009	n/a
SOUTH CHARNWOOD LEISURE CENTRE	Trust	2009	n/a
ST PETERS COMMUNITY CENTRE	Community Organisation	n/a	n/a
STUDIO 13 FITNESS	Commercial Management	2000	2012
STUDIO 13 FITNESS	Commercial Management	2008	2012
SYSTON & DISTRICT SOCIAL CLUB	Community Organisation	n/a	n/a
SYSTON RUGBY FOOTBALL CLUB	Sport Club	1999	n/a
SYSTON RUGBY FOOTBALL CLUB	Sport Club	1999	n/a
The cedars academy	School/College/University (in house)	1977	n/a
The cedars academy	School/College/University (in house)	2003	2009
THE CEDARS ACADEMY	School/College/University (in house)	1956	2008
THE CEDARS ACADEMY	School/College/University (in house)	1956	n/a
THE MARTIN HIGH SCHOOL	School/College/University (in house)	1955	n/a
THE MARTIN HIGH SCHOOL	School/College/University (in house)	1955	n/a
THE RADMOOR CENTRE	School/College/University (in house)	2004	2015

APPENDIX 8: DETAILED FACILITIES REPORT

--- Main Report ---						
Site Name	Post Town	Post Code	Facility Type	Facility Sub Type	Unit	
THE RADMOOR CENTRE	Loughborough	LE11 3BT	Sports Hall	Main	Badminton courts	
THE RADMOOR CENTRE	Loughborough	LE11 3BT	Studio	Studio	Studios	
THE RADMOOR CENTRE	Loughborough	LE11 3BT	Sports Hall	Main	Badminton courts	
THE ROUNDHILL ACADEMY	Leicester	LE4 8GQ	Sports Hall	Main	Badminton courts	
THE ROUNDHILL ACADEMY	Leicester	LE4 8GQ	Swimming Pool	Main/General	Lanes	
THURMASTON WORKING MENS PROGRESSIVE CLUB	Leicester	LE4 8EE	Sports Hall	Activity Hall	Badminton courts	
WELBECK DEFENCE SIXTH FORM COLLEGE	Loughborough	LE12 8WD	Health and Fitness Suite	Health and Fitness Suite	Stations	
WELBECK DEFENCE SIXTH FORM COLLEGE	Loughborough	LE12 8WD	Swimming Pool	Main/General	Lanes	
WELBECK DEFENCE SIXTH FORM COLLEGE	Loughborough	LE12 8WD	Sports Hall	Main	Badminton courts	
WELBECK DEFENCE SIXTH FORM COLLEGE	Loughborough	LE12 8WD	Squash Courts	Glass-backed	Courts	
WOODBROOK VALE HIGH SCHOOL	Loughborough	LE11 2ST	Sports Hall	Activity Hall	Badminton courts	
WOODBROOK VALE HIGH SCHOOL	Loughborough	LE11 2ST	Sports Hall	Main	Badminton courts	
WREAKE VALLEY ACADEMY	Leicester	LE7 1LY	Sports Hall	Main	Badminton courts	
WREAKE VALLEY ACADEMY	Leicester	LE7 1LY	Sports Hall	Main	Badminton courts	
WREAKE VALLEY ACADEMY	Leicester	LE7 1LY	Studio	Studio	Studios	

Contains Active Places Data © Sport England

APPENDIX 8: DETAILED FACILITIES REPORT

--- Main Report ---			
Site Name	Number	Access Type	Ownership Type
THE RADMOOR CENTRE	4	Pay and Play	Further Education
THE RADMOOR CENTRE	0	Pay and Play	Further Education
THE RADMOOR CENTRE	4	Pay and Play	Further Education
THE ROUNDHILL ACADEMY	4	Sports Club / Community Association	Academies
THE ROUNDHILL ACADEMY	4	Sports Club / Community Association	Academies
THURMASTON WORKING MENS PROGRESSIVE CLUB	0	Sports Club / Community Association	Community Organisation
WELBECK DEFENCE SIXTH FORM COLLEGE	26	Sports Club / Community Association	Further Education
WELBECK DEFENCE SIXTH FORM COLLEGE	6	Sports Club / Community Association	Further Education
WELBECK DEFENCE SIXTH FORM COLLEGE	4	Sports Club / Community Association	Further Education
WELBECK DEFENCE SIXTH FORM COLLEGE	4	Sports Club / Community Association	Further Education
WOODBROOK VALE HIGH SCHOOL	1	Sports Club / Community Association	Academies
WOODBROOK VALE HIGH SCHOOL	3	Not Known	Academies
WREAKE VALLEY ACADEMY	4	Sports Club / Community Association	Academies
WREAKE VALLEY ACADEMY	4	Sports Club / Community Association	Academies
WREAKE VALLEY ACADEMY	0	Sports Club / Community Association	Academies

Contains Active Places Data © Sport England

APPENDIX 8: DETAILED FACILITIES REPORT

--- Main Report ---			
Site Name	Management Type	Year Built	Year Refurbished
THE RADMOOR CENTRE	School/College/University (in house)	2004	n/a
THE RADMOOR CENTRE	School/College/University (in house)	2006	n/a
THE RADMOOR CENTRE	School/College/University (in house)	1990	2011
THE ROUNDHILL ACADEMY	School/College/University (in house)	n/a	2007
THE ROUNDHILL ACADEMY	School/College/University (in house)	n/a	2005
THURMASTON WORKING MENS PROGRESSIVE CLUB	Community Organisation	n/a	n/a
WELBECK DEFENCE SIXTH FORM COLLEGE	School/College/University (in house)	2005	n/a
WELBECK DEFENCE SIXTH FORM COLLEGE	School/College/University (in house)	2005	n/a
WELBECK DEFENCE SIXTH FORM COLLEGE	School/College/University (in house)	2005	n/a
WELBECK DEFENCE SIXTH FORM COLLEGE	School/College/University (in house)	2005	n/a
WOODBROOK VALE HIGH SCHOOL	School/College/University (in house)	1982	2005
WOODBROOK VALE HIGH SCHOOL	School/College/University (in house)	2015	n/a
WREAKE VALLEY ACADEMY	School/College/University (in house)	1972	n/a
WREAKE VALLEY ACADEMY	School/College/University (in house)	1972	n/a
WREAKE VALLEY ACADEMY	School/College/University (in house)	1972	2004

Contains Active Places Data © Sport England

APPENDIX 8: SPORTS HALLS

Sports Halls										
Site Name	Post Town	Post Code	Facility Type	Facility Sub Type	Unit	Number	Access Type	Ownership Type	Management Type	Year Built
BIRSTALL SOCIAL CLUB	Leicester	LE4 4JS	Sports Hall	Activity Hall	Badminton courts	0	Sports Club / Community Association	Community Organisation	Community Organisation	n/a
BURTON VILLAGE HALL			Sports Hall	Activity Hall	Badminton courts	0	Sports Club / Community Association	Parish Council	Community Organisation	
CHARWOOD ACADEMY	Loughborough	LE11 4SQ	Sports Hall	Main	Badminton courts	4	Sports Club / Community Association	Academies	School/College/University (in house)	1952
CHARWOOD ACADEMY	Loughborough	LE11 4SQ	Sports Hall	Main	Badminton courts	4	Sports Club / Community Association	Academies	School/College/University (in house)	1999
CHARWOOD ACADEMY	Loughborough	LE11 4SQ	Sports Hall	Activity Hall	Badminton courts	0	Sports Club / Community Association	Academies	School/College/University (in house)	1952
CHARWOOD ACADEMY	Loughborough	LE11 4SQ	Sports Hall	Activity Hall	Badminton courts	2	Sports Club / Community Association	Academies	School/College/University (in house)	1999
DE LISLE COLLEGE	Loughborough	LE11 4SQ	Sports Hall	Activity Hall	Badminton courts	1	Private Use	Academies	School/College/University (in house)	1959
EASTFIELD PRIMARY SCHOOL	LEICESTER	LE4 8FP	Sports Hall	Activity Hall	Badminton courts	2	Private Use	LEA	School/College/University (in house)	n/a
ELIZABETH PARK SPORTS & COMMUNITY CENTRE	Leicester	LE4 8FN	Sports Hall	Activity Hall	Badminton courts	1	Sports Club / Community Association	Local Authority	Local Authority (in house)	1996
FAIRFIELD PREP SCHOOL				Not known						
HATHERN CHURCH OF ENGLAND PRIMARY SCHOOL				Activity Hall						
IVESHEAD SCHOOL	Loughborough	LE12 9DB	Sports Hall	Main	Badminton courts	4	Sports Club / Community Association	LEA	School/College/University (in house)	1976
IVESHEAD SCHOOL	Loughborough	LE12 9DA	Sports Hall	Main	Badminton courts	4	Sports Club / Community Association	LEA	School/College/University (in house)	1975
HOLYWELL FITNESS CENTRE	Loughborough	LE11 3TT	Sports Hall	Main	Badminton courts	4	University Use	Higher Education Institutions	School/College/University (in house)	2014
HOTON VILLAGE HALL	Loughborough	LE12 5SF	Sports Hall	Activity Hall	Badminton courts	1	Sports Club / Community Association	Parish Council	Parish Council	1908
HUMPHREY PERKINS HIGH SCHOOL	Loughborough	LE12 8JU	Sports Hall	Main	Badminton courts	4	Sports Club / Community Association	Academies	School/College/University (in house)	2006
LIMEHURST ACADEMY	Loughborough	LE11 1NH	Sports Hall	Main	Badminton courts	4	Sports Club / Community Association	Academies	School/College/University (in house)	2001
LOUGHBOROUGH GRAMMAR SCHOOL	Loughborough	LE11 2DU	Sports Hall	Main	Badminton courts	4	Sports Club / Community Association	Other Independent School	School/College/University (in house)	1978
LOUGHBOROUGH HIGH SCHOOL	Loughborough	LE11 2DU	Sports Hall	Activity Hall	Badminton courts	1	Sports Club / Community Association	Other Independent School	School/College/University (in house)	1950
LOUGHBOROUGH LEISURE CENTRE	Loughborough	LE11 3HE	Sports Hall	Main	Badminton courts	8	Pay and Play	Local Authority	Trust	1975
LOUGHBOROUGH UNIVERSITY	Loughborough	LE11 3TU	Sports Hall	Main	Badminton courts	12	Limited pay and play (based on 4 courts)	University	School/College/University (in house)	1996
LOUGHBOROUGH UNIVERSITY (badminton centre)	Loughborough	LE11 3TU	Sports Hall	Main	Badminton courts	4	University Use	University	School/College/University (in house)	2003
LOUGHBOROUGH UNIVERSITY (netball centre)	Loughborough	LE11 3TU	Sports Hall	Main	Badminton courts	5	University Use	University	School/College/University (in house)	n/a
LOUGHBOROUGH UNIVERSITY	Loughborough	LE11 3TU	Sports Hall	Main	Badminton courts	4	University Use	University	School/College/University (in house)	n/a
MAPLEWELL HALL SCHOOL	Loughborough	LE12 8QY	Sports Hall	Activity Hall	Badminton courts	1	Private Use	Community Special School	School/College/University (in house)	1955
OUR LADY'S CONVENT SCHOOL							Private Use			
RATCLIFFE COLLEGE	Leicester	LE7 4SG	Sports Hall	Main	Badminton courts	4	Sports Club / Community Association	Other Independent School	School/College/University (in house)	1975
RAWLINS ACADEMY	Loughborough	LE12 8DY	Sports Hall	Main	Badminton courts	4	Sports Club / Community Association	Academies	School/College/University (in house)	1987
RAWLINS ACADEMY	Loughborough	LE12 8DY	Sports Hall	Activity Hall	Badminton courts	1	Sports Club / Community Association	Academies	School/College/University (in house)	1987
SILEBY COMMUNITY CENTRE	Loughborough	LE12 7RX	Sports Hall	Main	Badminton courts	2	Sports Club / Community Association	Parish Council	Parish Council	
SILEBY COMMUNITY CENTRE	Loughborough	LE12 7RX	Sports Hall	Activity Hall	Badminton courts	0	Sports Club / Community Association	Parish Council	Parish Council	
SOAR VALLEY LEISURE CENTRE	Loughborough	LE12 7FG	Sports Hall	Main	Badminton courts	4	Pay and Play	Local Authority	Charitable Company	2004
ST PETERS COMMUNITY CENTRE	Loughborough	LE11 5EQ	Sports Hall	Activity Hall	Badminton courts	1	Sports Club / Community Association	Charitable Company	Diocese	n/a
SYSTON & DISTRICT SOCIAL CLUB	Leicester	LE7 1GP	Sports Hall	Activity Hall	Badminton courts	0	Sports Club / Community Association	Community Organisation	Community Organisation	n/a
THE CEDARS ACADEMY	Leicester	LE4 4GH	Sports Hall	Main	Badminton courts	4	Sports Club / Community Association	Academies	School/College/University (in house)	1977
THE CEDARS ACADEMY	Leicester	LE4 4GH	Sports Hall	Activity Hall	Badminton courts	1	Sports Club / Community Association	Academies	School/College/University (in house)	1956
THE CEDARS ACADEMY	Leicester	LE4 4GH	Sports Hall	Activity Hall	Badminton courts	1	Sports Club / Community Association	Academies	School/College/University (in house)	1956
THE MARTIN HIGH SCHOOL	Leicester	LE7 7EB	Sports Hall	Activity Hall	Badminton courts	1	Sports Club / Community Association	Academies	School/College/University (in house)	1955
THE MARTIN HIGH SCHOOL	Leicester	LE7 7EB	Sports Hall	Activity Hall	Badminton courts	1	Sports Club / Community Association	Academies	School/College/University (in house)	1955
THE RADMOOR CENTRE	Loughborough	LE11 3BT	Sports Hall	Main	Badminton courts	4	Sports Club / Community Association	Further Education	School/College/University (in house)	2004
THE RADMOOR CENTRE	Loughborough	LE11 3BT	Sports Hall	Main	Badminton courts	4	Sports Club / Community Association	Further Education	School/College/University (in house)	1990
THE ROUNDHILL ACADEMY	Leicester	LE4 8GQ	Sports Hall	Main	Badminton courts	4	Sports Club / Community Association	Academies	School/College/University (in house)	n/a
THURMASTON WORKING MENS PROGRESSIVE CLUB	Leicester	LE4 8EE	Sports Hall	Activity Hall	Badminton courts	0	Sports Club / Community Association	Community Organisation	Community Organisation	n/a
WELBECK DEFENCE SIXTH FORM COLLEGE	Loughborough	LE12 8WD	Sports Hall	Main	Badminton courts	4	Sports Club / Community Association	Other Independent School	School/College/University (in house)	2005
WOODBROOK VALE HIGH SCHOOL	Loughborough	LE11 2ST	Sports Hall	Activity Hall	Badminton courts	1	Sports Club / Community Association	Academies	School/College/University (in house)	1982
WOODBROOK VALE HIGH SCHOOL	Loughborough	LE11 2ST	Sports Hall	Main	Badminton courts	3	Sports Club / Community Association	Academies	School/College/University (in house)	2015
WREAKE VALLEY ACADEMY	Leicester	LE7 1LY	Sports Hall	Main	Badminton courts	4	Sports Club / Community Association	Academies	School/College/University (in house)	1972
WREAKE VALLEY ACADEMY	Leicester	LE7 1LY	Sports Hall	Main	Badminton courts	4	Sports Club / Community Association	Academies	School/College/University (in house)	1972

126

NOTE TWO NEW SPORTS HALLS PLANNED - West of Loughborough SUE (3 COURTS), and North of Leicester SUE (4 COURTS)

APPENDIX 8: SPORTS HALLS

Sports Halls	
Site Name	Year Refurbished
BIRSTALL SOCIAL CLUB	n/a
BURTON VILLAGE HALL	
CHARNWOOD ACADEMY	2007
CHARNWOOD ACADEMY	n/a
CHARNWOOD ACADEMY	n/a
CHARNWOOD ACADEMY	n/a
DE LISLE COLLEGE	n/a
EASTFIELD PRIMARY SCHOOL	n/a
ELIZABETH PARK SPORTS & COMMUNITY CENTRE	2011
FAIRFIELD PREP SCHOOL	
HATHERN CHURCH OF ENGLAND PRIMARY SCHOOL	
IVESHEAD SCHOOL	n/a
IVESHEAD SCHOOL	2007
HOLYWELL FITNESS CENTRE	n/a
HOTON VILLAGE HALL	2009
HUMPHREY PERKINS HIGH SCHOOL	n/a
LIMEHURST ACADEMY	n/a
LOUGHBOROUGH GRAMMAR SCHOOL	n/a
LOUGHBOROUGH HIGH SCHOOL	2016
LOUGHBOROUGH LEISURE CENTRE	2012
LOUGHBOROUGH UNIVERSITY	n/a
LOUGHBOROUGH UNIVERSITY (badminton centre)	n/a
LOUGHBOROUGH UNIVERSITY (netball centre)	2012
LOUGHBOROUGH UNIVERSITY	2012
MAPLEWELL HALL SCHOOL	2008
OUR LADY'S CONVENT SCHOOL	
RATCLIFFE COLLEGE	n/a
RAWLINS ACADEMY	n/a
RAWLINS ACADEMY	n/a
SILEBY COMMUNITY CENTRE	
SILEBY COMMUNITY CENTRE	
SOAR VALLEY LEISURE CENTRE	n/a
ST PETERS COMMUNITY CENTRE	n/a
SYSTON & DISTRICT SOCIAL CLUB	n/a
THE CEDARS ACADEMY	n/a
THE CEDARS ACADEMY	2008
THE CEDARS ACADEMY	n/a
THE MARTIN HIGH SCHOOL	n/a
THE MARTIN HIGH SCHOOL	n/a
THE RADMOOR CENTRE	n/a
THE RADMOOR CENTRE	2011
THE ROUNDHILL ACADEMY	2007
THURMASTON WORKING MENS PROGRESSIVE CLUB	n/a
WELBECK DEFENCE SIXTH FORM COLLEGE	n/a
WOODBROOK VALE HIGH SCHOOL	2005
WOODBROOK VALE HIGH SCHOOL	n/a
WREAKE VALLEY ACADEMY	n/a
WREAKE VALLEY ACADEMY	n/a

NOTE TWO NEW SPORTS HALLS PLANNED - West of Lough

APPENDIX 8: SWIMMING POOLS

Swimming Pools							
Site Name	Post Town	Post Code	Facility Type	Facility Sub Type	Unit	Number	Access Type
CHARNWOOD ACADEMY	Loughborough	LE11 4SQ	Swimming Pool	Main/General	Lanes	4	Sports Club / Community Association
DE LISLE COLLEGE	Loughborough	LE11 4SQ	Swimming Pool	Main/General	Lanes	4	Private Use
HIGHCLIFFE PRIMARY SCHOOL	LEICESTER	LE4 3DL	Swimming Pool	Learner/Teaching/Training	Lanes	4	Sports Club / Community Association
IVESHEAD SCHOOL	Loughborough	LE12 9DB	Swimming Pool	Main/General	Lanes	4	Sports Club / Community Association
LOUGHBOROUGH GRAMMAR SCHOOL	Loughborough	LE11 2DU	Swimming Pool	Main/General	Lanes	4	Private Use
LOUGHBOROUGH LEISURE CENTRE	Loughborough	LE11 3HE	Swimming Pool	Main/General	Lanes	6	Pay and Play
LOUGHBOROUGH LEISURE CENTRE	Loughborough	LE11 3HE	Swimming Pool	Main/General	Lanes	4	Pay and Play
LOUGHBOROUGH UNIVERSITY	Loughborough	LE11 3TU	Swimming Pool	Main/General	Lanes	8	Pay and Play- limited
RATCLIFFE COLLEGE	Leicester	LE7 4SG	Swimming Pool	Main/General	Lanes	4	Sports Club / Community Association
RIVERSIDE ACADEMY	LEICESTER	LE4 4JU	Swimming Pool	Learner/Teaching/Training	Lanes	0	Private Use
SOAR VALLEY LEISURE CENTRE	Loughborough	LE12 7FG	Swimming Pool	Main/General	Lanes	4	Pay and Play
SOUTH CHARNWOOD LEISURE CENTRE	Leicester	LE7 1LY	Swimming Pool	Main/General	Lanes	5	Pay and Play
THE ROUNDHILL ACADEMY	Leicester	LE4 8GQ	Swimming Pool	Main/General	Lanes	4	Sports Club / Community Association
WELBECK DEFENCE SIXTH FORM COLLEGE	Loughborough	LE12 8WD	Swimming Pool	Main/General	Lanes	6	Sports Club / Community Association

APPENDIX 8: SWIMMING POOLS

Swimming Pools				
Site Name	Ownership Type	Management Type	Year Built	Year Refurbished
CHARNWOOD ACADEMY	Academies	School/College/University (in house)	1952	1993
DE LISLE COLLEGE	Academies	School/College/University (in house)	1959	n/a
HIGHCLIFFE PRIMARY SCHOOL	LEA	School/College/University (in house)	n/a	n/a
IVESHEAD SCHOOL	LEA	School/College/University (in house)	1976	n/a
LOUGHBOROUGH GRAMMAR SCHOOL	Other Independent School	School/College/University (in house)	1955	n/a
LOUGHBOROUGH LEISURE CENTRE	Local Authority	Trust	1975	2013
LOUGHBOROUGH LEISURE CENTRE	Local Authority	Trust	1975	2013
LOUGHBOROUGH UNIVERSITY	Higher Education Institutions	School/College/University (in house)	2002	n/a
RATCLIFFE COLLEGE	Other Independent School	School/College/University (in house)	1975	2002
RIVERSIDE ACADEMY	Academies	School/College/University (in house)	n/a	n/a
SOAR VALLEY LEISURE CENTRE	Local Authority	Trust	2004	n/a
SOUTH CHARNWOOD LEISURE CENTRE	Local Authority	Trust	1987	n/a
THE ROUNDHILL ACADEMY	Academies	School/College/University (in house)	n/a	2005
WELBECK DEFENCE SIXTH FORM COLLEGE	Further Education	School/College/University (in house)	2005	n/a

APPENDIX 8: HEALTH FITNESS SUITES

Health & Fitness						
Site Name	Post Town	Post Code	Facility Type	Facility Sub Type	Unit	Number
ANYTIME FITNESS (LOUGHBOROUGH)	LOUGHBOROUGH	LE11 5BE	Health and Fitness Suite	Health and Fitness Suite	Stations	50
CHARNWOOD ACADEMY	Loughborough	LE11 4SQ	Health and Fitness Suite	Health and Fitness Suite	Stations	11
DYNAMITE GYM LTD	Loughborough	LE11 2PY	Health and Fitness Suite	Health and Fitness Suite	Stations	46
ENERGIE FITNESS (LOUGHBOROUGH)	Loughborough	LE11 2TZ	Health and Fitness Suite	Health and Fitness Suite	Stations	150
FOSSE FITNESS	Leicester	LE7 1NE	Health and Fitness Suite	Health and Fitness Suite	Stations	115
FOSSE FITNESS	Leicester	LE7 1NE	Health and Fitness Suite	Health and Fitness Suite	Stations	30
HOLYWELL FITNESS CENTRE	Loughborough	LE11 3TT	Health and Fitness Suite	Health and Fitness Suite	Stations	150
JIM PLAY	Loughborough	LE11 2PZ	Health and Fitness Suite	Health and Fitness Suite	Stations	19
JOHN SKILLEN MARTIAL ARTS & FITNESS CENTRE	Loughborough	LE11 1BE	Health and Fitness Suite	Health and Fitness Suite	Stations	18
LOUGHBOROUGH GRAMMAR SCHOOL	Loughborough	LE11 2DU	Health and Fitness Suite	Health and Fitness Suite	Stations	10
LOUGHBOROUGH LEISURE CENTRE	Loughborough	LE11 3HE	Health and Fitness Suite	Health and Fitness Suite	Stations	89
LOUGHBOROUGH UNIVERSITY	Loughborough	LE11 3TU	Health and Fitness Suite	Health and Fitness Suite	Stations	100
LOUGHBOROUGH UNIVERSITY	Loughborough	LE11 3TU	Health and Fitness Suite	Health and Fitness Suite	Stations	100
LOUGHBOROUGH UNIVERSITY STADIUM	LOUGHBOROUGH	LE11 3TU	Health and Fitness Suite	Health and Fitness Suite	Stations	125
MAPLEWELL HALL SCHOOL	Loughborough	LE12 8QY	Health and Fitness Suite	Health and Fitness Suite	Stations	9
NPC PERFORMANCE CENTRE	Loughborough	LE11 1RW	Health and Fitness Suite	Health and Fitness Suite	Stations	35
PURE GYM(LOUGHBOROUGH)	Loughborough	LE11 5BG	Health and Fitness Suite	Health and Fitness Suite	Stations	200
RATCLIFFE COLLEGE	Leicester	LE7 4SG	Health and Fitness Suite	Health and Fitness Suite	Stations	10
RAWLINS ACADEMY	Loughborough	LE12 8DY	Health and Fitness Suite	Health and Fitness Suite	Stations	17
SOAR VALLEY LEISURE CENTRE	Loughborough	LE12 7FG	Health and Fitness Suite	Health and Fitness Suite	Stations	60
SOUTH CHARNWOOD LEISURE CENTRE	Leicester	LE7 1LY	Health and Fitness Suite	Health and Fitness Suite	Stations	50
STUDIO 13 FITNESS	Leicester	LE4 8GR	Health and Fitness Suite	Health and Fitness Suite	Stations	40
SYSTON RUGBY FOOTBALL CLUB	Leicester	LE7 3FE	Health and Fitness Suite	Health and Fitness Suite	Stations	4
THE CEDARS ACADEMY	Leicester	LE4 4GH	Health and Fitness Suite	Health and Fitness Suite	Stations	23
THE RADMOOR CENTRE	Loughborough	LE11 3BT	Health and Fitness Suite	Health and Fitness Suite	Stations	50
WELBECK DEFENCE SIXTH FORM COLLEGE	Loughborough	LE12 8WD	Health and Fitness Suite	Health and Fitness Suite	Stations	26
						1537

APPENDIX 8: HEALTH FITNESS SUITES

Health & Fitness					
Site Name	Access Type	Ownership Type	Management Type	Year Built	
ANYTIME FITNESS (LOUGHBOROUGH)	Registered Membership use	Commercial	Commercial Management	n/a	
CHARNWOOD ACADEMY	Sports Club / Community Association	Academies	School/College/University (in house)	1995	
DYNAMITE GYM LTD	Registered Membership use	Commercial	Commercial Management	1995	
ENERGIE FITNESS (LOUGHBOROUGH)	Registered Membership use	Commercial	Commercial Management	2015	
FOSSE FITNESS	Registered Membership use	Commercial	Commercial Management	2012	
FOSSE FITNESS	Registered Membership use	Commercial	Commercial Management	2012	
HOLYWELL FITNESS CENTRE	University Use	Higher Education Institutions	School/College/University (in house)	2014	
JIM PLAY	Registered Membership use	Commercial	Commercial Management	2014	
JOHN SKILLEN MARTIAL ARTS & FITNESS CENTRE	Registered Membership use	Commercial	Commercial Management	2015	
LOUGHBOROUGH GRAMMAR SCHOOL	Private Use	Other Independent School	School/College/University (in house)	1978	
LOUGHBOROUGH LEISURE CENTRE	Pay and Play	Local Authority	Trust	1975	
LOUGHBOROUGH UNIVERSITY	University Use	Higher Education Institutions	School/College/University (in house)	n/a	
LOUGHBOROUGH UNIVERSITY	University Use	Higher Education Institutions	School/College/University (in house)	2007	
LOUGHBOROUGH UNIVERSITY STADIUM	Sports Club / Community Association	Higher Education Institutions	School/College/University (in house)	n/a	
MAPLEWELL HALL SCHOOL	Private Use	Community Special School	School/College/University (in house)	2000	
NPC PERFORMANCE CENTRE	Registered Membership use	Commercial	Commercial Management	2012	
PURE GYM(LOUGHBOROUGH)	Registered Membership use	Commercial	Commercial Management	2004	
RATCLIFFE COLLEGE	Sports Club / Community Association	Other Independent School	School/College/University (in house)	2012	
RAWLINS ACADEMY	Private Use	Academies	School/College/University (in house)	2009	
SOAR VALLEY LEISURE CENTRE	Pay and Play	Local Authority	Trust	2004	
SOUTH CHARNWOOD LEISURE CENTRE	Pay and Play	Local Authority	Trust	2009	
STUDIO 13 FITNESS	Registered Membership use	Commercial	Commercial Management	2000	
SYSTON RUGBY FOOTBALL CLUB	Sports Club / Community Association	Sports Club	Sport Club	1999	
THE CEDARS ACADEMY	Private Use	Academies	School/College/University (in house)	2003	
THE RADMOOR CENTRE	Registered Membership use	Further Education	School/College/University (in house)	2004	
WELBECK DEFENCE SIXTH FORM COLLEGE	Sports Club / Community Association	Further Education	School/College/University (in house)	2005	

APPENDIX 8: HEALTH FITNESS SUITES

Health & Fitness	
Site Name	Year Refurbished
ANYTIME FITNESS (LOUGHBOROUGH)	n/a
CHARNWOOD ACADEMY	n/a
DYNAMITE GYM LTD	n/a
ENERGIE FITNESS (LOUGHBOROUGH)	n/a
FOSSE FITNESS	n/a
FOSSE FITNESS	n/a
HOLYWELL FITNESS CENTRE	n/a
JIM PLAY	n/a
JOHN SKILLEN MARTIAL ARTS & FITNESS CENTRE	n/a
LOUGHBOROUGH GRAMMAR SCHOOL	2005
LOUGHBOROUGH LEISURE CENTRE	2012
LOUGHBOROUGH UNIVERSITY	2012
LOUGHBOROUGH UNIVERSITY	2012
LOUGHBOROUGH UNIVERSITY STADIUM	n/a
MAPLEWELL HALL SCHOOL	n/a
NPC PERFORMANCE CENTRE	2014
PURE GYM(LOUGHBOROUGH)	2014
RATCLIFFE COLLEGE	n/a
RAWLINS ACADEMY	2014
SOAR VALLEY LEISURE CENTRE	2007
SOUTH CHARNWOOD LEISURE CENTRE	n/a
STUDIO 13 FITNESS	2012
SYSTON RUGBY FOOTBALL CLUB	n/a
THE CEDARS ACADEMY	2009
THE RADMOOR CENTRE	2015
WELBECK DEFENCE SIXTH FORM COLLEGE	n/a

APPENDIX 8: STUDIOS

Studios					
Site Name	Post Town	Post Code	Facility Type	Number	Access Type
CHARNWOOD ACADEMY	Loughborough	LE11 4SQ	Studio	1	Sports Club / Community Association
ENERGIE FITNESS (LOUGHBOROUGH)	Loughborough	LE11 2TZ	Studio	1	Registered Membership use
IVESHEAD SCHOOL	Loughborough	LE12 9DB	Studio	1	Sports Club / Community Association
HOLYWELL FITNESS CENTRE	Loughborough	LE11 3TT	Studio	1	University Use
HOLYWELL FITNESS CENTRE	Loughborough	LE11 3TT	Studio	1	University Use
JOHN SKILLEN MARTIAL ARTS & FITNESS CENTRE	Loughborough	LE11 1BE	Studio	1	Registered Membership use
LOUGHBOROUGH LEISURE CENTRE	Loughborough	LE11 3HE	Studio	1	Pay and Play
LOUGHBOROUGH LEISURE CENTRE	Loughborough	LE11 3HE	Studio	2	Pay and Play
LOUGHBOROUGH UNIVERSITY	Loughborough	LE11 3TU	Studio	1	University Use
LOUGHBOROUGH UNIVERSITY	Loughborough	LE11 3TU	Studio	1	University Use
LOUGHBOROUGH UNIVERSITY	Loughborough	LE11 3TU	Studio	1	University Use
NPC PERFORMANCE CENTRE	Loughborough	LE11 1RW	Studio	1	Registered Membership use
PURE GYM(LOUGHBOROUGH)	Loughborough	LE11 5BG	Studio	1	Registered Membership use
RAWLINS ACADEMY	Loughborough	LE12 8DY	Studio	1	Sports Club / Community Association
SOAR VALLEY LEISURE CENTRE	Loughborough	LE12 7FG	Studio	1	Pay and Play
SOAR VALLEY LEISURE CENTRE	Loughborough	LE12 7FG	Studio	1	Pay and Play
SOUTH CHARNWOOD LEISURE CENTRE	Leicester	LE7 1LY	Studio	1	Pay and Play
STUDIO 13 FITNESS	Leicester	LE4 8GR	Studio	1	Registered Membership use
SYSTON RUGBY FOOTBALL CLUB	Leicester	LE7 3FE	Studio	1	Sports Club / Community Association
THE RADMOOR CENTRE	Loughborough	LE11 3BT	Studio	1	Sports Club / Community Association
WREAKE VALLEY ACADEMY	Leicester	LE7 1LY	Studio	1	Sports Club / Community Association
				22	

APPENDIX 8: STUDIOS

Studios				
Site Name	Ownership Type	Management Type	Year Built	Year Refurbished
CHARNWOOD ACADEMY	Academies	School/College/University (in house)	1995	n/a
ENERGIE FITNESS (LOUGHBOROUGH)	Commercial	Commercial Management	2015	n/a
IVESHEAD SCHOOL	LEA	School/College/University (in house)	2006	n/a
HOLYWELL FITNESS CENTRE	Higher Education Institutions	School/College/University (in house)	2014	n/a
HOLYWELL FITNESS CENTRE	Higher Education Institutions	School/College/University (in house)	2014	n/a
JOHN SKILLEN MARTIAL ARTS & FITNESS CENTRE	Commercial	Commercial Management	2015	n/a
LOUGHBOROUGH LEISURE CENTRE	Local Authority	Trust	1975	2000
LOUGHBOROUGH LEISURE CENTRE	Local Authority	Sport Club	1980	n/a
LOUGHBOROUGH UNIVERSITY	Higher Education Institutions	School/College/University (in house)	1980	n/a
LOUGHBOROUGH UNIVERSITY	Higher Education Institutions	School/College/University (in house)	2013	n/a
LOUGHBOROUGH UNIVERSITY	Higher Education Institutions	School/College/University (in house)	2013	n/a
NPC PERFORMANCE CENTRE	Commercial	Commercial Management	2012	2014
PURE GYM(LOUGHBOROUGH)	Commercial	Commercial Management	2004	2011
RAWLINS ACADEMY	Academies	School/College/University (in house)	2008	n/a
SOAR VALLEY LEISURE CENTRE	Local Authority	Trust	2004	n/a
SOAR VALLEY LEISURE CENTRE	Local Authority	Trust	n/a	n/a
SOUTH CHARNWOOD LEISURE CENTRE	Local Authority	Trust	2009	n/a
STUDIO 13 FITNESS	Commercial	Commercial Management	2008	2012
SYSTON RUGBY FOOTBALL CLUB	Sports Club	Sport Club	1999	n/a
THE RADMOOR CENTRE	Further Education	School/College/University (in house)	2006	n/a
WREAKE VALLEY ACADEMY	Academies	School/College/University (in house)	1972	2004

APPENDIX 8: GOLF

Golf							
Site Name	Post Town	Post Code	Facility Type	Facility Sub Type	Unit	Number	Access Type
BEEDLES LAKE GOLF CENTRE	Leicester	LE7 3WQ	Golf	Standard	Holes	18	Pay and Play
BEEDLES LAKE GOLF CENTRE	Leicester	LE7 3WQ	Golf	Driving Range	Bays	17	Pay and Play
BEEDLES LAKE GOLF CENTRE	Leicester	LE7 3WQ	Golf	Par 3	Holes	9	Pay and Play
CHARNWOOD FOREST GOLF CLUB	Loughborough	LE12 8TA	Golf	Standard	Holes	9	Pay and Play
CHARNWOOD GOLF COMPLEX	Loughborough	LE11 5AD	Golf	Driving Range	Bays	20	Pay and Play
LINGDALE GOLF CLUB	Loughborough	LE12 8TF	Golf	Standard	Holes	18	Pay and Play
LONGCLIFFE GOLF CLUB	Loughborough	LE11 3YA	Golf	Standard	Holes	18	Sports Club / Community Association
PARK HILL GOLF CLUB	Loughborough	LE12 7NG	Golf	Standard	Holes	18	Sports Club / Community Association
PARK HILL GOLF CLUB	Loughborough	LE12 7NG	Golf	Driving Range	Bays	20	Pay and Play
PARK HILL GOLF CLUB	Loughborough	LE12 7NG	Golf	Par 3	Holes	9	Sports Club / Community Association
ROTHLEY PARK GOLF CLUB	Leicester	LE7 7LH	Golf	Standard	Holes	18	Sports Club / Community Association
SHELTHORPE GOLF COURSE	Loughborough	LE11 2JS	Golf	Standard	Holes	18	Sports Club / Community Association

APPENDIX 8: GOLF

Golf				
Site Name	Ownership Type	Management Type	Year Built	Year Refurbished
BEEDLES LAKE GOLF CENTRE	Commercial	Commercial Management	1993	2015
BEEDLES LAKE GOLF CENTRE	Commercial	Commercial Management	1995	2015
BEEDLES LAKE GOLF CENTRE	Commercial	Commercial Management	n/a	2015
CHARNWOOD FOREST GOLF CLUB	Sports Club	Sport Club	1890	n/a
CHARNWOOD GOLF COMPLEX	Commercial	Commercial Management	1995	2015
LINGDALE GOLF CLUB	Sports Club	Sport Club	1967	2015
LONGCLIFFE GOLF CLUB	Sports Club	Sport Club	1906	n/a
PARK HILL GOLF CLUB	Commercial	Commercial Management	1994	n/a
PARK HILL GOLF CLUB	Commercial	Commercial Management	1994	n/a
PARK HILL GOLF CLUB	Commercial	Commercial Management	2010	n/a
ROTHLEY PARK GOLF CLUB	Sports Club	Sport Club	1912	n/a
SHELTHORPE GOLF COURSE	Sports Club	Sport Club	n/a	n/a

APPENDIX 8: SQUASH COURTS

Squash Courts						
Site Name	Post Town	Post Code	Facility Type	Facility Sub Type	Unit	Number
LOUGHBOROUGH GRAMMAR SCHOOL	Loughborough	LE11 2DU	Squash Courts	Glass-backed	Courts	2
LOUGHBOROUGH GREENFIELD SPORTS AND SOCIAL CLUB	LOUGHBOROUGH	LE11 3HZ	Squash Courts	Normal	Courts	1
LOUGHBOROUGH LEISURE CENTRE	Loughborough	LE11 3HE	Squash Courts	Normal	Courts	3
LOUGHBOROUGH UNIVERSITY	Loughborough	LE11 3TU	Squash Courts	Normal	Courts	4
LOUGHBOROUGH UNIVERSITY	Loughborough	LE11 3TU	Squash Courts	Glass-backed	Courts	1
RATCLIFFE COLLEGE	Leicester	LE7 4SG	Squash Courts	Normal	Courts	1
WELBECK DEFENCE SIXTH FORM COLLEGE	Loughborough	LE12 8WD	Squash Courts	Glass-backed	Courts	4

APPENDIX 8: SQUASH COURTS

Squash Courts			
Site Name	Access Type	Ownership Type	Management Type
LOUGHBOROUGH GRAMMAR SCHOOL	Sports Club / Community Association	Other Independent School	School/College/University (in house)
LOUGHBOROUGH GREENFIELD SPORTS AND SOCIAL CLUB	Sports Club / Community Association	Sports Club	Sport Club
LOUGHBOROUGH LEISURE CENTRE	Pay and Play	Local Authority	Trust
LOUGHBOROUGH UNIVERSITY	University Use	Higher Education Institutions	School/College/University (in house)
LOUGHBOROUGH UNIVERSITY	University Use	Higher Education Institutions	School/College/University (in house)
RATCLIFFE COLLEGE	Sports Club / Community Association	Other Independent School	School/College/University (in house)
WELBECK DEFENCE SIXTH FORM COLLEGE	Sports Club / Community Association	Further Education	School/College/University (in house)

APPENDIX 8: SQUASH COURTS

Squash Courts		
Site Name	Year Built	Year Refurbished
LOUGHBOROUGH GRAMMAR SCHOOL	1978	2005
LOUGHBOROUGH GREENFIELD SPORTS AND SOCIAL CLUB	n/a	n/a
LOUGHBOROUGH LEISURE CENTRE	1975	2000
LOUGHBOROUGH UNIVERSITY	n/a	n/a
LOUGHBOROUGH UNIVERSITY	n/a	n/a
RATCLIFFE COLLEGE	1985	n/a
WELBECK DEFENCE SIXTH FORM COLLEGE	2005	n/a

APPENDIX 8: INDOOR BOWLS

Indoor Bowls							
Site Name	Post Town	Post Code	Facility Type	Facility Sub Type	Unit	Number	Access Type
CHARNWOOD INDOOR BOWLS CLUB	Loughborough	LE11 3HE	Indoor Bowls	Indoor Bowls	Rinks	8	Sports Club / Community Association

APPENDIX 8: INDOOR BOWLS

Indoor Bowls				
Site Name	Ownership Type	Management Type	Year Built	Year Refurbished
CHARNWOOD INDOOR BOWLS CLUB	Sports Club	Sport Club	1990	2013

APPENDIX 8: CYCLING

Cycling								
Site Name	Post Town	Post Code	Facility Type	Facility Sub Type	Unit	Number	Access Type	Ownership Type
SHEPSHED BMX TRACK	SHEPSHED	LE12 9AU	Cycling	BMX - Race Track	n/a	n/a	Free Public Access	Local Authority
KING GEORGES PLAYING FELDS	BARROW UPON SOAR		Cycling	BMX - Race Track	n/a	n/a	Free Public Access	Parish Council
DEVILLE PARK	SYSTON	N/A	Cycling	BMX - Race Track	n/a	n/a	Free Public Access	Parish Council

APPENDIX 8: CYCLING

Cycling			
Site Name	Management Type	Year Built	Year Refurbished
SHEPSHED BMX TRACK	Local Authority (in house)	n/a	n/a
KING GEORGES PLAYING FELDS	Local Authority (in house)	n/a	n/a
DEVILLE PARK	Local Authority (in house)	n/a	n/a

APPENDIX 8: ATHLETICS TRACKS

Athletics Track							
Site Name	Post Town	Post Code	Facility Type	Facility Sub Type	Unit	Number	Access Type
LOUGHBOROUGH UNIVERSITY	Loughborough	LE11 3TU	Athletics Tracks	Synthetic	Lanes	8	University Use
RATCLIFFE COLLEGE	Leicester	LE7 4SG	Athletics Tracks	Cinder	Lanes	6	Sports Club / Community Association

APPENDIX 8: ATHLETICS TRACKS

Athletics Track				
Site Name	Ownership Type	Management Type	Year Built	Year Refurbished
LOUGHBOROUGH UNIVERSITY	Higher Education Institutions	School/College/University (in house)	n/a	2009
RATCLIFFE COLLEGE	Other Independent School	School/College/University (in house)	1985	2016

APPENDIX 8: INDOOR TENNIS

Indoor Tennis							
Site Name	Post Town	Post Code	Facility Type	Facility Sub Type	Unit	Number	Access Type
LOUGHBOROUGH LAWN TENNIS CLUB	Loughborough	LE11 3NW	Indoor Tennis Centre	Airhall (seasonal)	Courts	2	Sports Club / Community Association
LOUGHBOROUGH UNIVERSITY	Loughborough	LE11 3TU	Indoor Tennis Centre	Traditional	Courts	8	Sports Club / Community Association

APPENDIX 8: INDOOR TENNIS

Indoor Tennis				
Site Name	Ownership Type	Management Type	Year Built	Year Refurbished
LOUGHBOROUGH LAWN TENNIS CLUB	Sports Club	Sport Club	n/a	2010
LOUGHBOROUGH UNIVERSITY	Higher Education Institutions	School/College/University (in house)	1995	n/a



APPENDIX 8

DEMAND FOR HEALTH AND FITNESS 2018 AND 2036

APPENDIX 8: DEMAND FOR HEALTH AND FITNESS 2017

Demand Assessment Table - Health and Fitness Facilities (Charnwood Borough Council)
2017 Source: ONS 2014 mid year estimates population projections

Calculation used to calculate demand

	2017
1 Total population 15+	149,661
2 Number of potential members/users of health and fitness clubs	
3 2 above shown as % of total adult population 1. above	
4 Average user attends 1.5 times per week or six times per month number of visits per week	
5 Number of visits per week in peak times = 65% of total number of visits	
6 Number of visits in one hour of peak time = total visits during peak time /34	

2017
12.1%
18,109

2017
27,163
17,656.26
519

2017 demand for Health and Fitness Facilities

519

Current Supply

623

Current Surplus / Deficit in supply

104 Surplus

The model is based on the premise that for the supply to be sufficient, it must be large enough to cater for the maximum demand at any one time. Maximum demand is described as the demand during a peak hour session

Penetration of fitness users is defined using the FIA 2012 Parameters

The average health and fitness session is one hour
 65% of use is during peak times

APPENDIX 8: DEMAND FOR HEALTH AND FITNESS 2036

Demand Assessment Table - Health and Fitness Facilities (Charnwood Borough Council)

Source: ONS 2014 mid year population projections

Calculation used to calculate demand

	2036	
1 Total population 15+	177,280	
2 Number of potential members/users of health and fitness clubs		2036
3 2 above shown as % of total adult population 1. above		12.1%
4 Average user attends 1.5 times per week or six times per month number of visits per week		21,451
5 Number of visits per week in peak times = 65% of total number of visits		
6 Number of visits in one hour of peak time = total visits during peak time /34		

2036
32,176
20,914.61
615

2032 demand for Health and Fitness Facilities 615

Current Supply 623

Current Surplus / Deficit in supply 8 Surplus

The model is based on the premise that for the supply to be sufficient, it must be large enough to cater for the maximum demand at any one time. Maximum demand is described as the demand during a peak hour session

Penetration of fitness users is defined using the FIA 2012 Parameters

The average health and fitness session is one hour
65% of use is during peak times